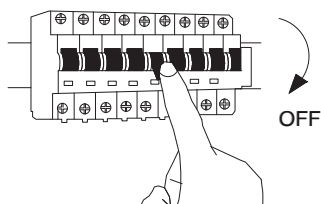
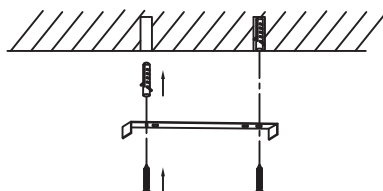


1



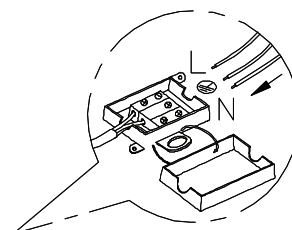
Turn off the general switch

2



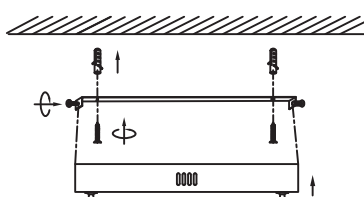
Align, mark & drill holes
Tie up the screws

3



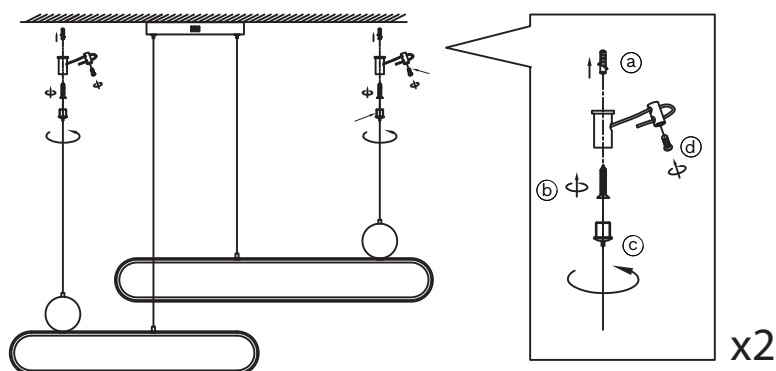
Connect wires

4



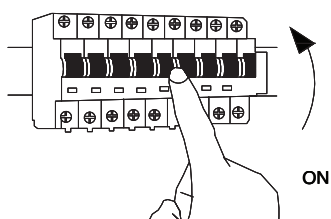
Tie up side screws
to make it stable

5



Align, mark & drill holes
Tie up the screws, apply the canopy by rotate
& tie up side screw to make it stable

6



Turn on the general switch

7

