

GOEBEL


M 6

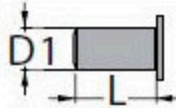




D1 = 8,9 mm

D2 = 13,0 mm

L1 = 7,3 / 9,7 / 12,2 mm

k = 1,5 mm

 9,0 mm

				
8,9 x 14,5 mm	0,5 - 3,0 mm	75506 20000	8300 N	6,0 Nm
8,9 x 16,0 mm	3,0 - 5,5 mm	75506 20002		
8,9 x 19,5 mm	5,0 - 8,0 mm	75506 20302		