

封底

封面

Electromagnetic field

This product complies with all standards related to electromagnetic fields (EMF). Current scientific evidence proves that this product is safe if used correctly and operated according to this instruction manual.

Environment

When disposing of products, do not place them in the general household garbage dump, but take them to a government-designated recycling center. It's good for the environment.

Q&A

Table with 3 columns: problem, cause, solution. Row 1: The power socket connected to this product is not powered on. Row 2: The product may overheat and therefore automatically power off. Row 3: The power supply voltage connected to the product may not be consistent with the product voltage.

06

Hazardous substance description

Table with 7 columns: Component name, plumbum, mercury, cadmium, Hexavalent chromium, Polychlorinated biphenyls, Polychlorinated diphenyl ethers. Rows include Plastic parts, Hardware, Heating element assembly, Motor assembly, Control switch, Power cord, and Accessory.

This form is prepared in accordance with SJT 11364. O: indicates that the content of the harmful substance in all homogeneous materials of the component is below the limit requirements specified in GB/T26572. x: indicates that the hazardous substance in at least one homogeneous material of the part exceeds the limit requirements specified in GB/T 26572.



07

Warranty card

Table with 3 columns: Product name, Hair dryer, Warranty period. Product model, One year from the date of purchase. Date of purchase, years month day, years month day.

Table with 3 columns: customer, address, name, Tel. Point of sale, address, name, Tel.

The product provides the following warranties

- 1. This product is manufactured by strict quality management and inspection process. 2. consumers in the normal use of failure, according to the content of the warranty cardPurchase shop or factory repair center enjoy free warranty. 3. The following situations will not be eligible for free service: A. Damage caused by repairs and modifications not approved by the Company. B. Damage caused by error, negligent use or accidents. C. Natural disaster, damage caused by abnormal voltage. D. Damage caused by failure to comply with the precautions in this product manual. 4. This warranty card shall be used as warranty certificate.

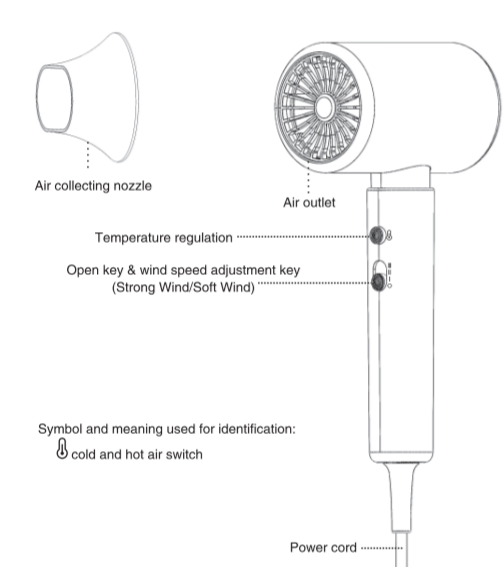
Friendly tip: Since packing boxes are required to ensure the safety of the products during transportation, it is recommended that you keep the packing boxes for at least 30 days from the date of receipt.

08



HAIR DRYER Instruction manual

Product introduction



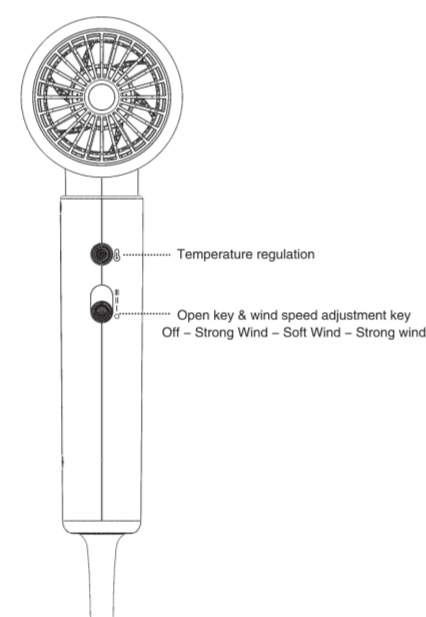
Product parameter

Please see the nameplate

01

Usage method

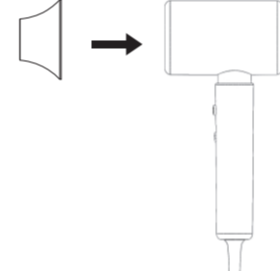
This product will automatically close when overheated. Please unplug this product and let it cool for a few minutes. Before opening the product again, check the air inlet and outlet to make sure it is free of fluff, hair, etc. Before using the product, please make sure that the product is in the off state (the switch is at the bottom), insert the power plug, slide the switch, and switch to the suitable gear position.



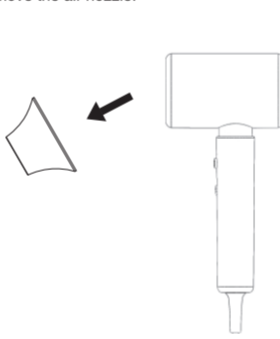
02

Installation and removal of air nozzle

Installation method: This product is equipped with a double-layer air collector. When in use, align the air nozzle with the buckle position of the outlet and press down at the same time. When you hear a "click", it means that the air nozzle has been fixed.



Disassembly method: Gently pull out the air nozzle from the hair dryer outlet and remove the air nozzle.



03

Cleaning and maintenance

Do not use paint thinner, benzene, alcohol, etc. to clean the product, so as to avoid failure, breakage and fading of the product.

When cleaning the air outlet, please make sure that the product is not plugged into the power plug. Please remove the air nozzle, clean the attachment on the air outlet with a cotton swab, and wipe the product with a dry cloth.



When cleaning the air inlet, please ensure that the product is not plugged into the power plug, and use cotton swabs or dry cloth to remove attachments on the fine air inlet net.



04

Safety precautions

Declaration: To ensure the correct and safe use of the product and avoid personal injury or property damage, read all the instructions and warnings in this manual carefully before using the product.

Warnings

- 1. If the power cord is damaged, it must be replaced by professionals from the manufacturer, its maintenance department or similar departments in order to avoid danger. 2. When using a hair dryer in the bathroom, unplug it after use, as it is still dangerous to approach water even if the hair dryer is switched off. 3. For added protection, it is recommended to install a residual current (RCD) device with rated residual working current not exceeding 30mA in the bathroom power circuit. Please consult your RCD installer. 4. Warning: Do not use this device near water bath, shower, wash basin or other appliances. 5. Do not cover the outlet and entrance when using, otherwise it will lead to combustion or mechanical damage. 6. Do not use this appliance near water. 7. Do not use a hair dryer near gas or other flammable objects. 8. Do not press the hair nozzle or other inappropriate items into the hair dryer inlet and outlet, otherwise it will cause hair dryer damage, and even electric shock accident. 9. This device is not intended for use by persons with physical disabilities, sensory or neurological disorders, or inexperience. For use by persons (including children) who do not know how to use the equipment unless they are under the supervision and direction of the person responsible for their safety. 10. Watch your children and don't let them play with devices. 11. Do not use a hair dryer near braids, paper or other flammable materials, as this could cause a fire.

Meaning: "Do not use in a bath or shower"



Forbid

- 1. Do not immerse the product in water. 2. Do not use this product in a bath or shower. 3. Do not transform, disassemble or repair the product by yourself. 4. Do not knock or drop the product. If the product is damaged due to collision or fall, please stop using it. 5. Do not use in the vicinity of petroleum gas or other flammable materials (such as volatile agent, paint thinner, spray, etc.), in order to avoid explosion and fire.

Prompt

- 1. To avoid damage to the power cable, do not wrap the power cable around the product. 2. Do not use this product on infants and children to avoid burns. 3. Keep hair at least 10 cm from the inlet to avoid hair suction into the outlet, which may cause damage. 4. This product is only used to blow dry hair, do not use to blow dry shoes and clothes, so as to avoid causing fire.

05