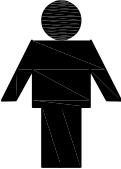











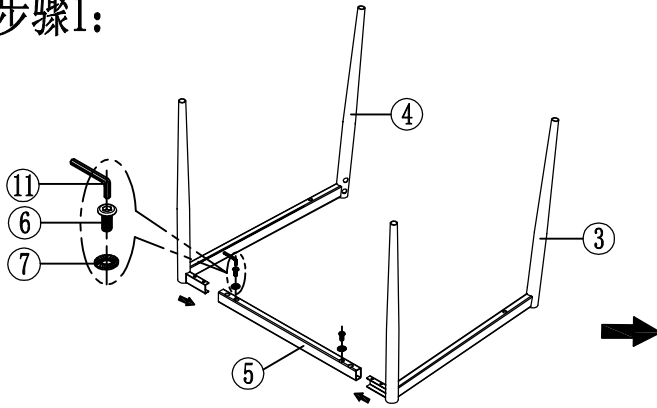


# JD8082-2-Y1 ASSEMBLY INSTRUCTION

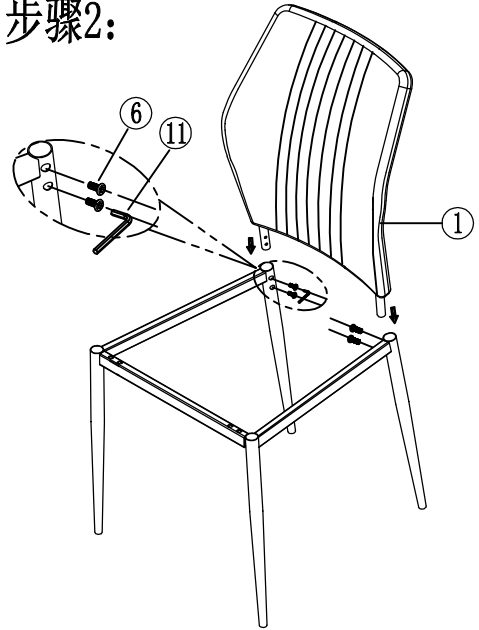
	<p>①</p>  <p>靠背×1</p>	<p>②</p>  <p>坐垫×1</p>	<p>③</p>  <p>下架×1</p>	<p>④</p>  <p>下架×1</p>	<p>⑤</p>  <p>连管×1</p>
	<p>⑥</p>  <p>M6×10 螺丝×6</p>	<p>⑦</p>  <p>M6 垫片×2</p>	<p>⑧</p>  <p>M6×40 螺丝×2</p>	<p>⑨</p>  <p>M5×45 螺丝×2</p>	<p>⑩</p>  <p>φ6×16 垫片×2</p>

⑪  
4#  
扳手×1


步骤1:



步骤2:



完成:



步骤3:

