








Assembly Instructions

- (A)**  M6*50=4PCS
- (B)**  3.5*60=4+1PCS
- (C)**  3.5*45=21+1PCS
- (D)**  3.5*35=8+1PCS
- (E)**  3.0*20=4+1PCS
- (F)**  3.0*23=24+1PCS
- (G)**  3.0*18=4+1PCS

