

GOEBEL

M 8

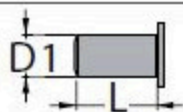
SW = 11,0 mm

SW1 = 11,1 mm

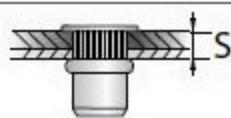
SE = 12,4 mm

D2 = 14,3 mm

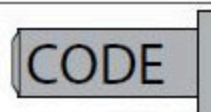
k = 1,5 mm



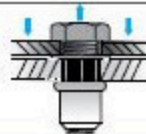
11,0 x 17,5 mm



0,5 - 3,0 mm



75508 00200



27000 N



24,0 Nm