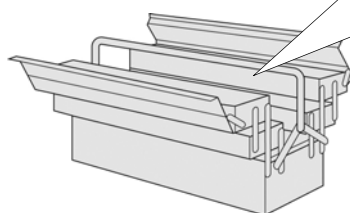
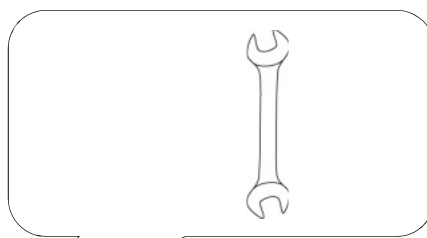



Lorenzo

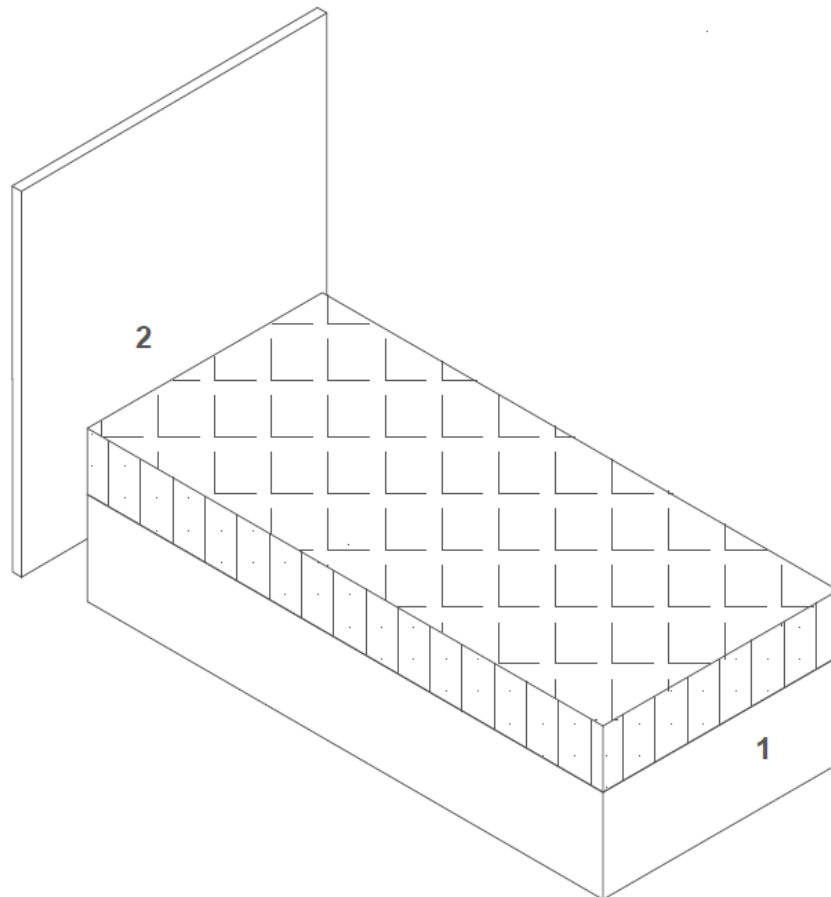
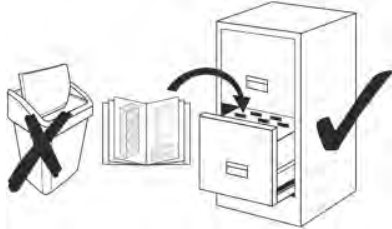


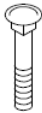


- | | |
|----------------------------------|---------------------------------------|
| D Montageanleitung | GB Assembly instructions |
| FR Notice de montage | NL Handleiding voor de montage |
| CZ Montážní návod | IT Istruzioni di montaggio |
| RO Instrucțiuni de montaj | RU инструкция по сборке |
| PL Instrukcja montażu | SK Návod na montáž |
| HU Szerelési útmutató | TR Montaj talimati |






Service • Assistenza • Dienstverlening • Serwis Servis • Szerviz • Сервисная служба

Name • Nom • Nome • Naam Nazwa • Jméno • Názov • Név Denumire • İsim • Название	Lorenzo EB
Nr. • No. • N° • Номер • Č • Sz	SH59
Typ • Type • Tip • Típus • Tipo Тип	BS



A	B	C
		
4x 8x80	4x 8x40	4x M8



<p>A</p>  <p>4x 8x80</p>	<p>B</p>  <p>4x 8x40</p>	<p>C</p>  <p>4x M8</p>	<p>Achtung! Schrauben nicht überdrehen FR Attention! Ne serrez pas trop CZ Dávej Pozor! Nepřetahujte RO Ai Grija! Nu strângeți PL Uwaga! Nie dokręcać zbyt mocno HU Vigyázz! Ne húzza túl</p>	<p>GB Watch Out! Do not over tighten NL Let Op! Niet te vast IT Attenzione! Non stringere RU Осторожно! Не затягивайте SK Dávaj Pozor! Nepreťahujte TR Dikkat! Üzerinde sıkmayın</p>
---	---	---	--	---

