





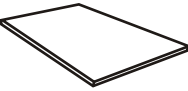







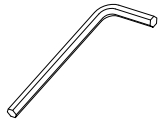
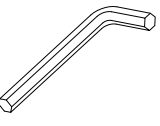


**INSTRUCTION MANUAL/BEDIENUNSANLEITUNG/NOTICE D'UTILISATION/  
MANUAL DE INSTRUCCIONES DE USO/MANUALE DI ISTRUZIONI**  
**PARTS LIST/STÜCKLISTE/PARTS LIST/LISTA DE PIEZAS/LISTA DEI PEZZI**

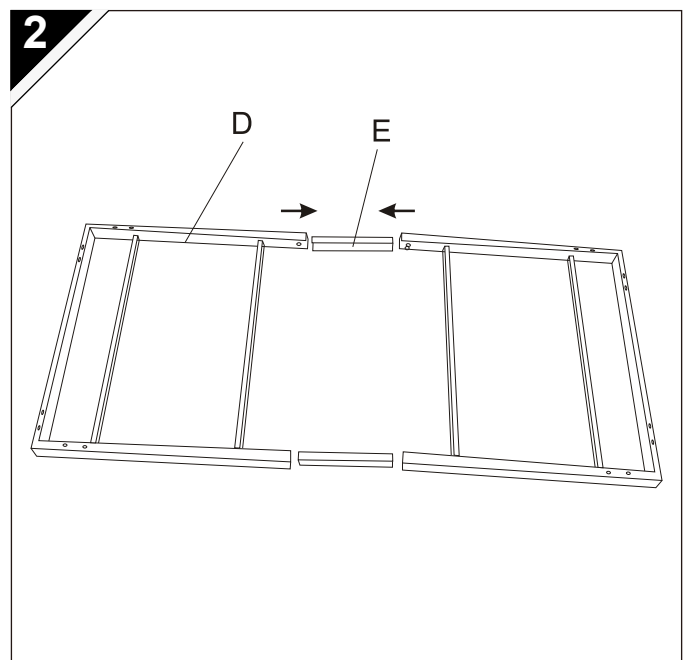
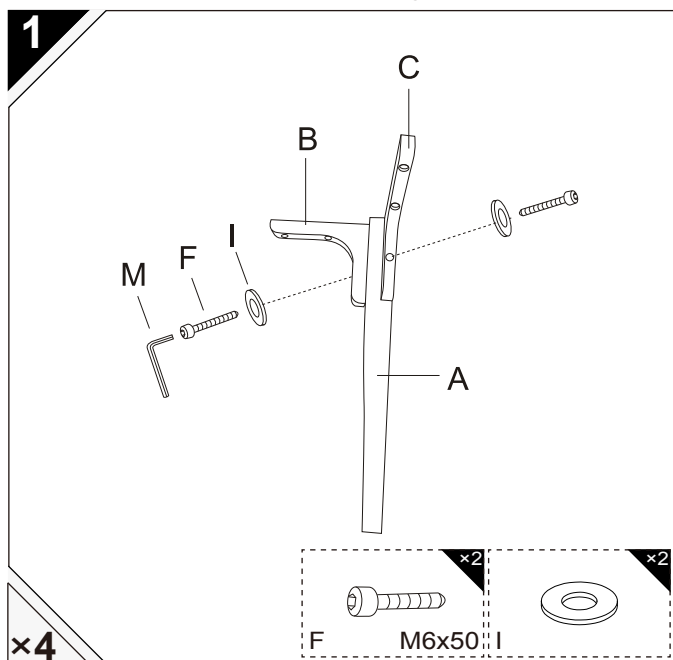
|                                                                                                                |                                                                                                          |                                                                                                           |                                                                                                          |                                                                                                                                                                                                                                |                                                                                                             |
|----------------------------------------------------------------------------------------------------------------|----------------------------------------------------------------------------------------------------------|-----------------------------------------------------------------------------------------------------------|----------------------------------------------------------------------------------------------------------|--------------------------------------------------------------------------------------------------------------------------------------------------------------------------------------------------------------------------------|-------------------------------------------------------------------------------------------------------------|
| <p>A</p>  <p>4pcs</p>         | <p>B</p>  <p>4pcs</p>   | <p>C</p>  <p>4pcs</p>   | <p>D</p>  <p>2pcs</p> |                                                                                                                                                                                                                                |                                                                                                             |
| <p>E</p>  <p>2pcs</p>         | <p>K</p>  <p>4pcs</p>   | <p>N</p>  <p>2pcs</p>    | <p>O</p>  <p>2pcs</p>  | <p>F</p>  <p>M6x50 24pcs</p> <p>P</p>  <p>M6x40 6pcs</p> |                                                                                                             |
| <p>G</p>  <p>M6x20 6pcs</p> | <p>H</p>  <p>2pcs</p> | <p>I</p>  <p>32pcs</p> | <p>J</p>  <p>1pc</p>   | <p>L</p>  <p>S4 1pc</p>                                                                                                                    | <p>M</p>  <p>S6 1pc</p> |

**ASSEMBLY/MONTAGE/ASSEMBLAGE/MONTAJE/ASSEMBLAGGIO**



**Warning!**  
**Warnung!**  
**Attention !**  
**Atención!**  
**Avvertimento!**

Tight all the screws to 60% first then tight to 100%.  
Während der Montage alle Schrauben zuerst 60% anziehen, dann zu 100%.  
Serrez toutes les vis à 60% d'abord puis serrez à 100%.  
Primero apriete los tornillos al 60% y después al 100%.  
Stringere le viti dapprima al 60% e successivamente completamente al 100%.



**RETAIN FOR FUTURE REFERENCE**  
**FÜR KÜNFTIGE VERWENDUNG AUFBEWAHREN**  
**A CONSERVER POUR UNE UTILISATION FUTURE**  
**CONSERVAR PARA SER LEÍDO POR CADA NUEVO USUARIO,**  
**ANTES DE UTILIZAR EL ARTÍCULO POR PRIMERA VEZ**  
**CONSERVARE PER CONSULTAZIONI FUTURE**



**Warning!**  
**Warnung!**  
**Attention !**  
**Atención!**  
**Avvertimento!**

Tight all the screws to 60% first then tight to 100%.  
Während der Montage alle Schrauben zuerst 60% anziehen, dann zu 100%.  
Serrez toutes les vis à 60% d'abord puis serrez à 100%.  
Primero apriete los tornillos al 60% y después al 100%.  
Stringere le viti dapprima al 60% e successivamente completamente al 100%.

