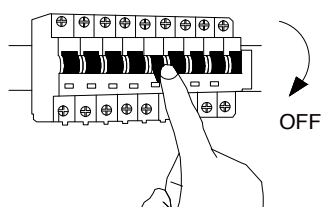
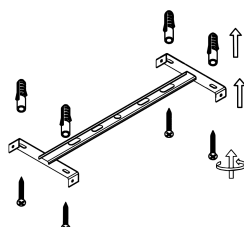


1



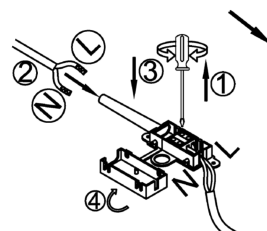
Turn off the general switch

2



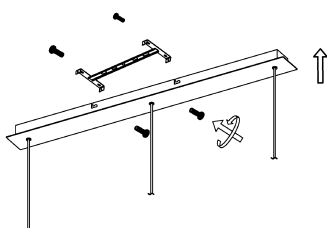
Drill holes & apply plastic anchors  
With screws

3



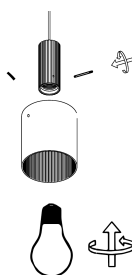
Connect the wires

4



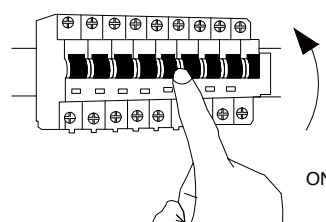
Apply the side screws

5



Apply the side screws  
& the bulb

ON



Turn on the general switch

