


20518C

2150AR2P

PARISOT INDUSTRIE 70800 SAINT LOUP SUR SEMOUSE -FRANCE-



Gamme : PIROUETTE

PARISOT INDUSTRIE

FR Remerciements :

Nous vous remercions d'avoir choisi un meuble créé et fabriqué par le Groupe Pariset et espérons qu'il vous donnera entière satisfaction.

EN Thanks:

Thank you for choosing furniture designed and manufactured by the Pariset Group. We hope you are totally satisfied with your purchase.

DE Danksagung:

Wir danken Ihnen für den Kauf eines Frankreich von der Pariset-Gruppe entworfenen und hergestellten Möbelstücks und hoffen, dass Sie es zu Ihrer vollkommenen Zufriedenheit finden werden.

HU Köszönet:

Köszönjük, hogy a Pariset Groupe által létrehozott és gyártott bútort választott, reméljük, hogy elégedett lesz a termékkel.

PT Agradecimentos:

Obrigado por ter escolhido um móvel concebido e fabricado pelo Grupo Pariset, esperando que seja do seu inteiro agrado.

IT Ringraziamenti:

Grazie per avere scelto un mobile progettato e fabbricato dal Gruppo Pariset. Speriamo soddisfatti appieno le vostre esigenze.

NL Bedankje:

Wij bedanken u voor de aankoop van een door de Groep Pariset ontworpen en vervaardigd meubel en hopen dat u er veel plezier aan zult beleven.

CZ Poděkování:

Děkujeme, že jste si vybrali nábytek navržený a vyrobený společností Pariset Group. Doufáme, že budete svým nákupem naprosto spokojeni.

ES Agradecimientos:

Les damos las gracias por haber elegido un mueble diseñado y fabricado por el Grupo Pariset y esperamos que sea de su total agrado.

PL Podziękowania:


Dziękujemy za wybór mebli stworzonych i wyprodukowanych przez Grupę Pariset. Mamy nadzieję, że będziecie Państwo w pełni zadowoleni z zakupu.

SK Pod'akovanie:

Ďakujeme, že ste si vybrali nábytok navrhnutý a vyrobený spoločnosťou Pariset Group. Dúfame, že budete svojim nákupom absolútne spokojní.

AR شكر:

نشكركم لاختياركم هذه القطعة من الأثاث من تصميم وتصنيع مجموعة باريزو Pariset ونتمنى أن تتال رضاءكم.



FR

Donnez ou recyclez vos meubles.



ou

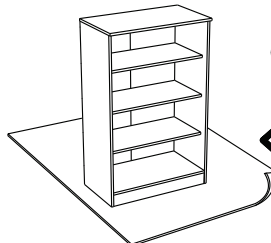
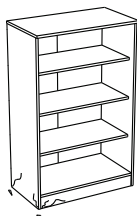
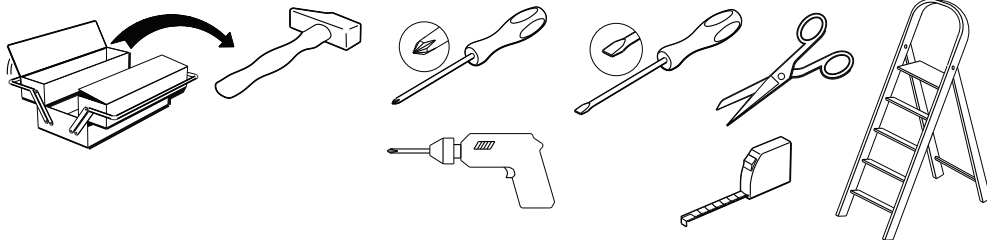


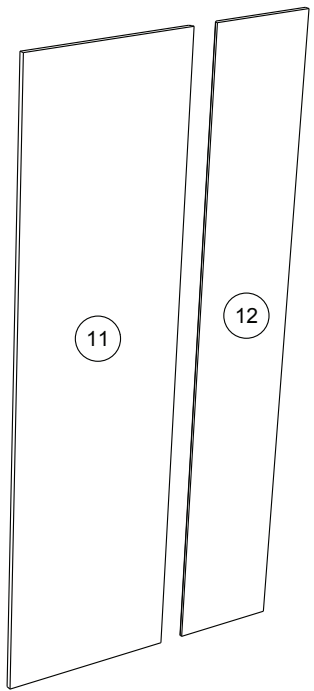
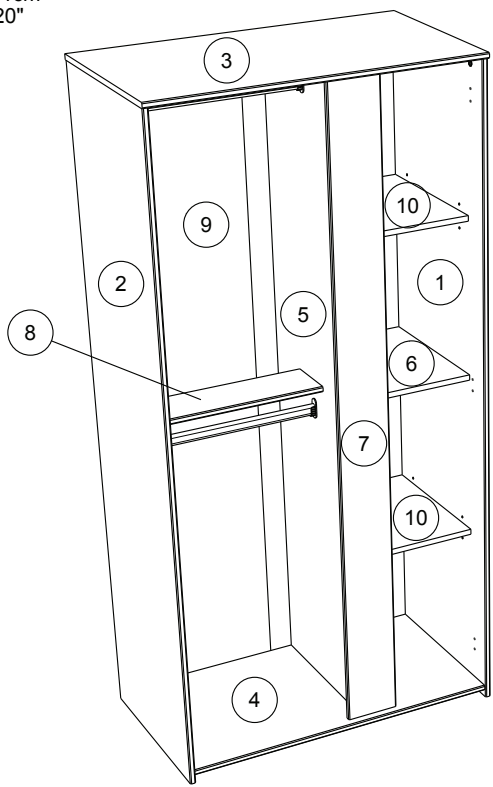
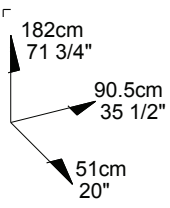
ou



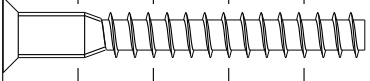
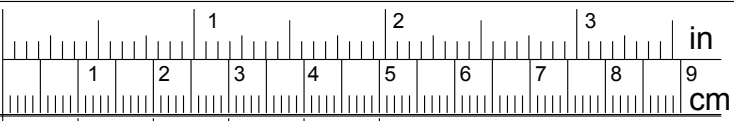
Association Magasin Déchèterie

<https://quefairedemesdechets.fr>

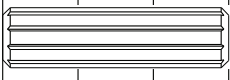




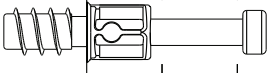
		mm			inch		
10	x 2	404	354	15	15 7/8	13 15/16	9/16
6	x 1	404	354	15	15 7/8	13 15/16	9/16
8	x 1	498	144	15	19 5/8	5 11/16	9/16
4	x 1	867	477	15	34 1/8	18 3/4	9/16
3	x 1	901	507	15	35 1/2	19 15/16	9/16
12	x 1	1759	291	15	69 1/4	11 7/16	9/16
11	x 1	1759	502	15	69 1/4	19 3/4	9/16
7	x 1	1767	144	15	69 9/16	5 11/16	9/16
5	x 1	1767	438	15	69 9/16	17 1/4	9/16
1	x 1	1802	502	15	70 15/16	19 3/4	9/16
2	x 1	1802	502	15	70 15/16	19 3/4	9/16
9	x 1	1789	882	3	70 7/16	34 3/4	1/8



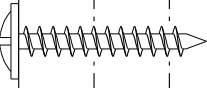
HW x4




ADM x17



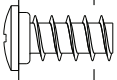
BSD x18



XN x2



YB x6



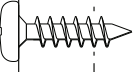
VB x2



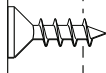
EP x3



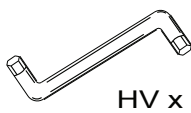
Ai x18



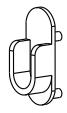
VE x3



VG x7



HV x 1



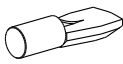
GZ x4



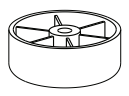
CAZ x2



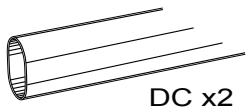
BLL x3



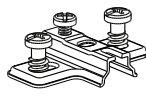
BWD x8



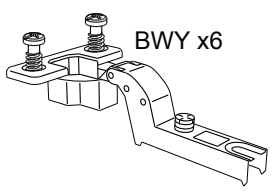
BXC x2



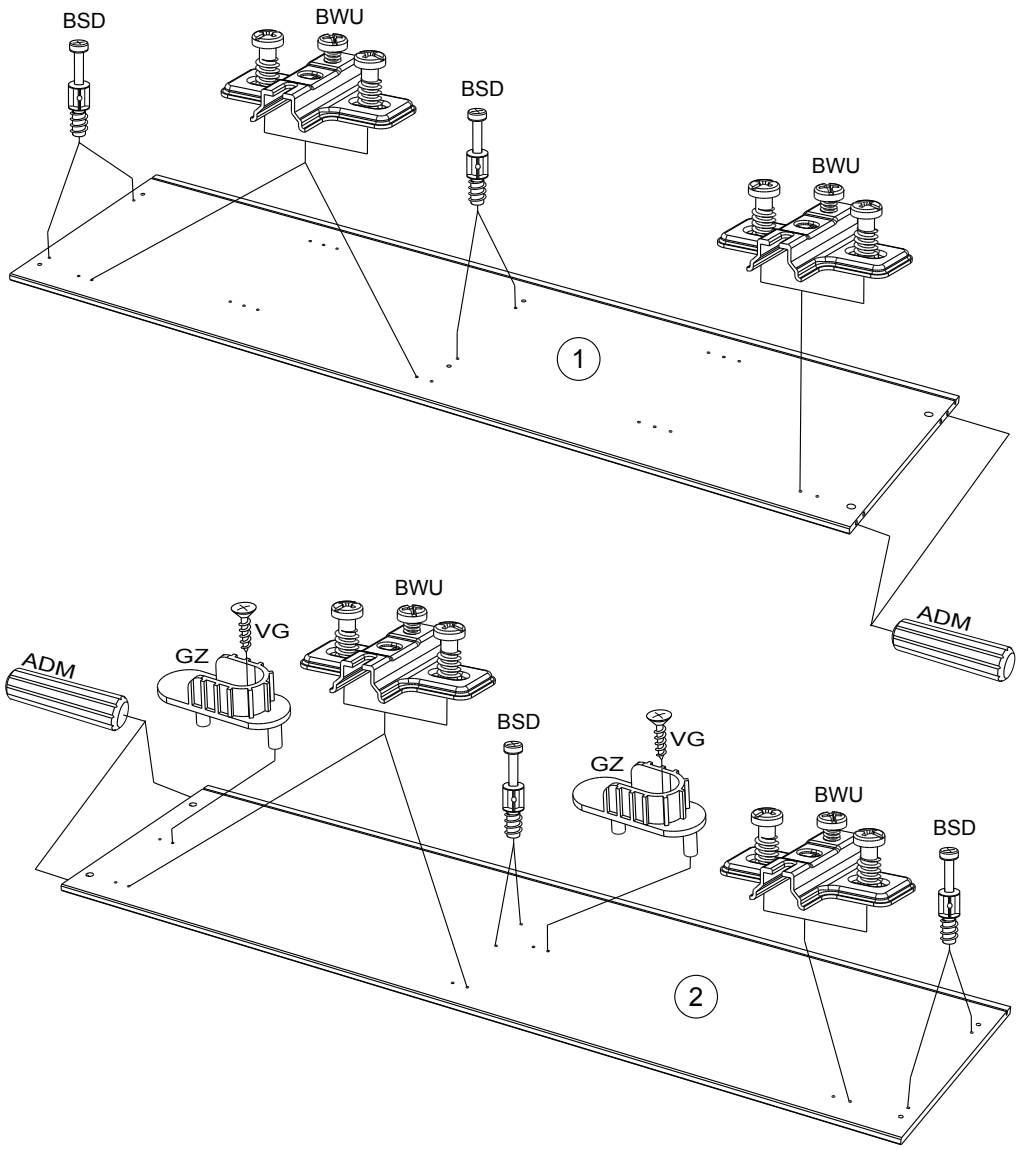
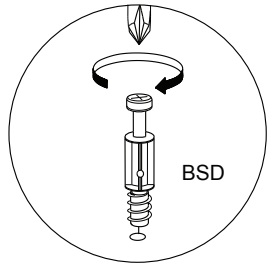

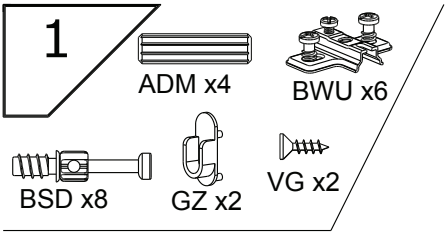
DC x2



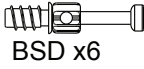
BWU x6



BWY x6



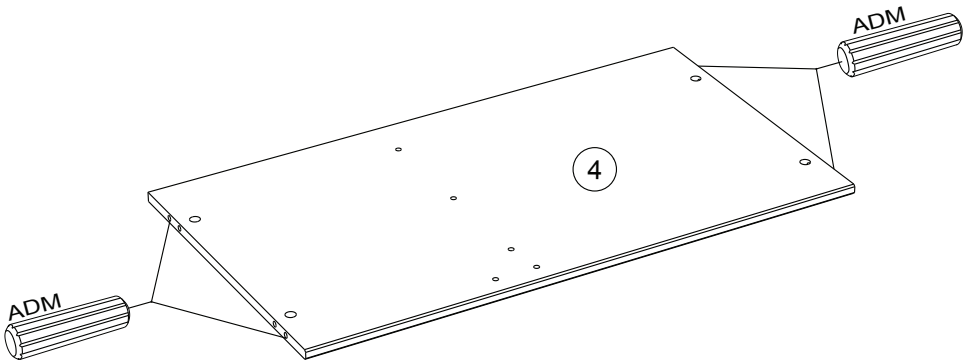
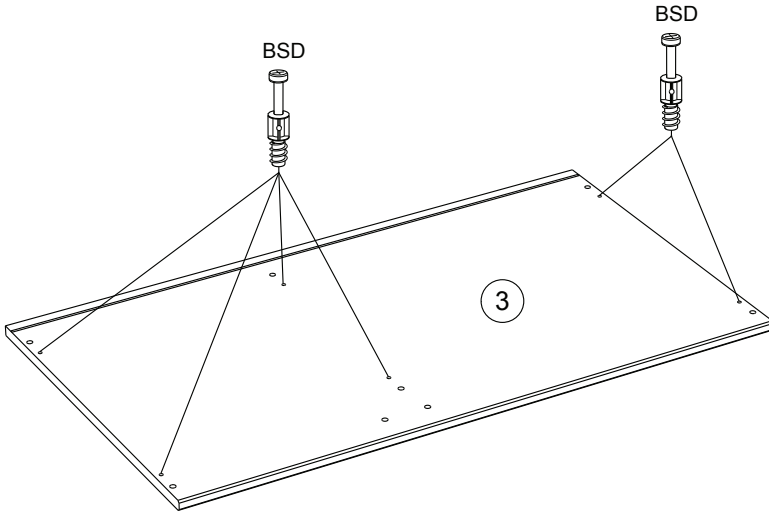
2

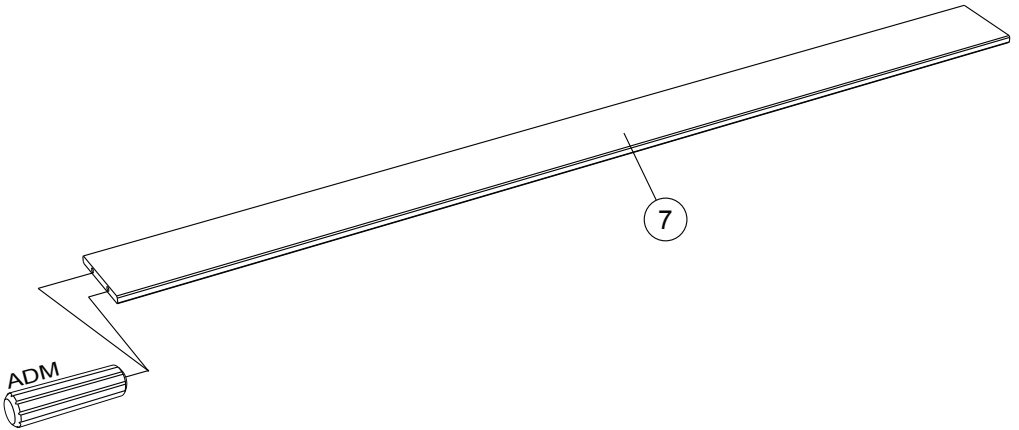
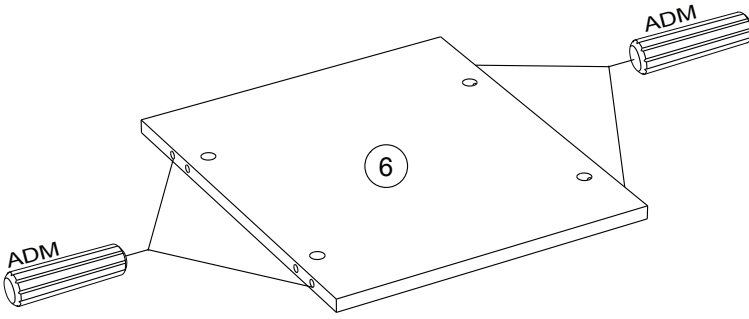


BSD x6



ADM x4





4



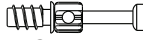
ADM x3



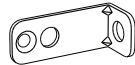
GZ x2



VG x2



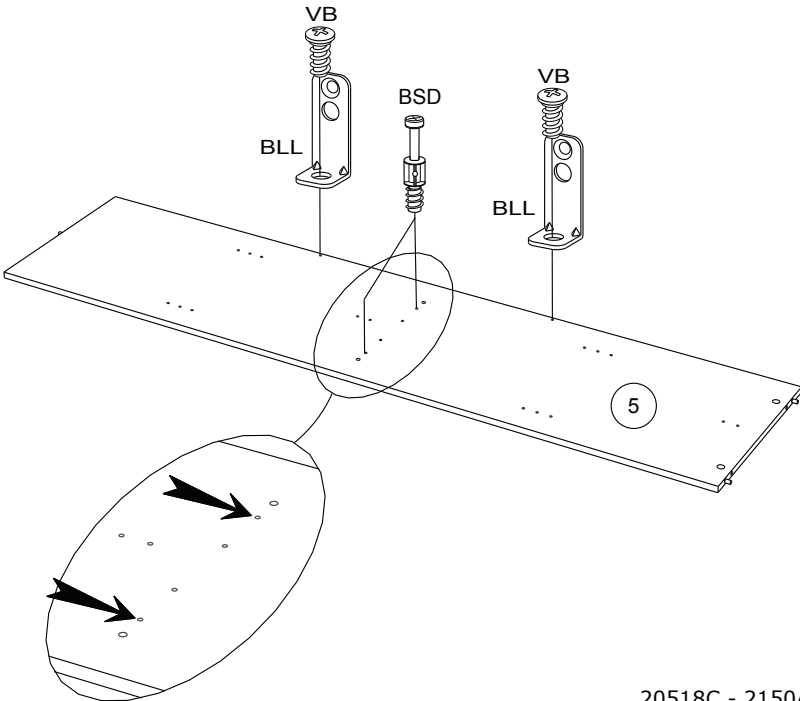
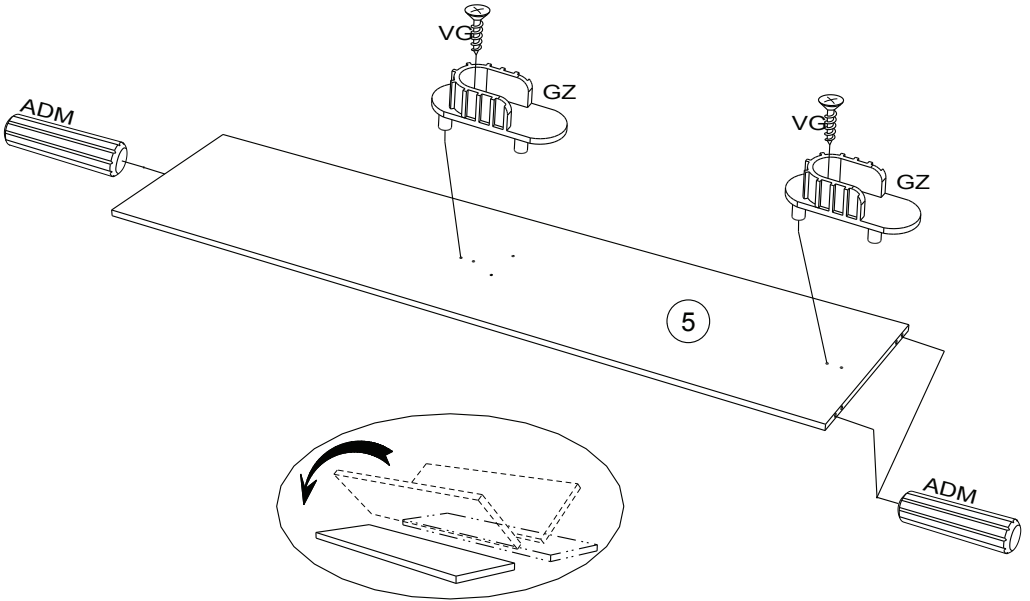
BSD x2



BLL x2



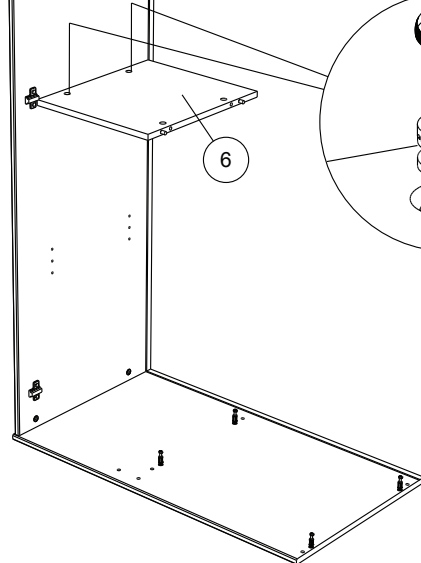
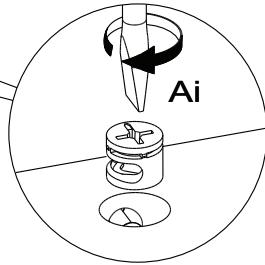
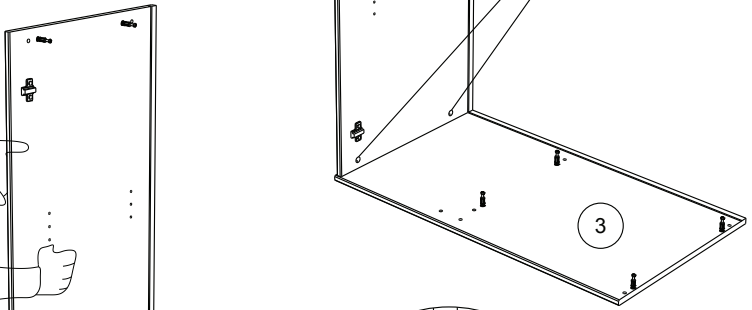
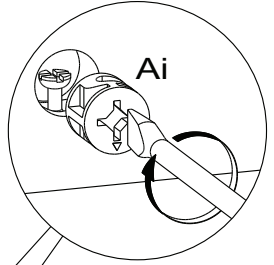

VB x2



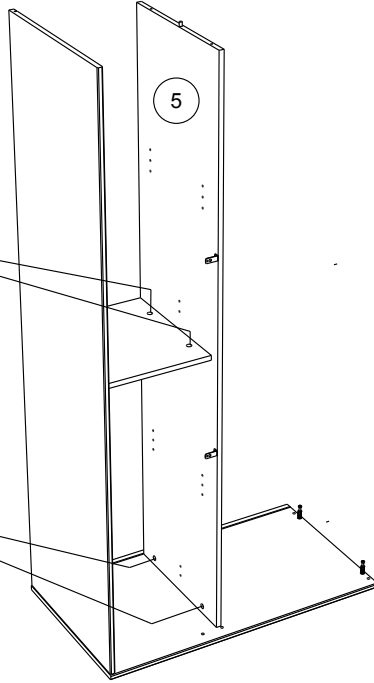
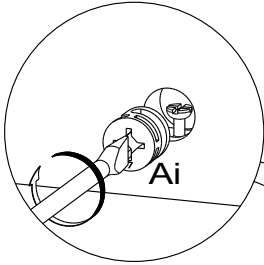
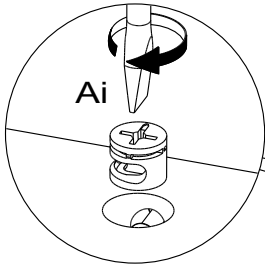
5



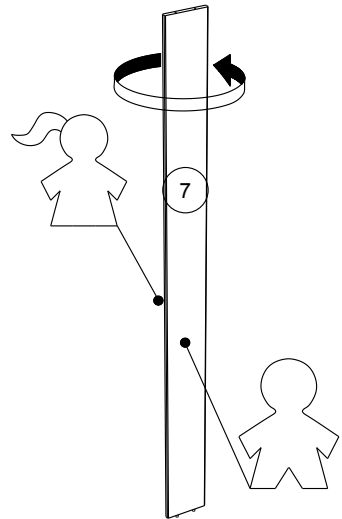
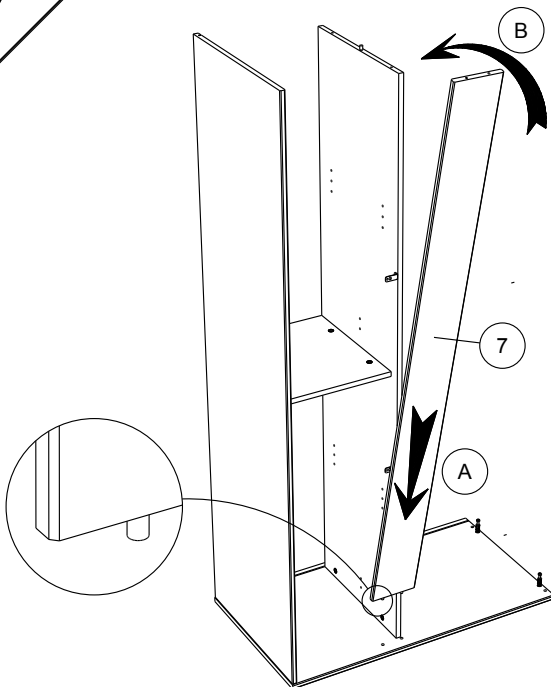
Ai x4



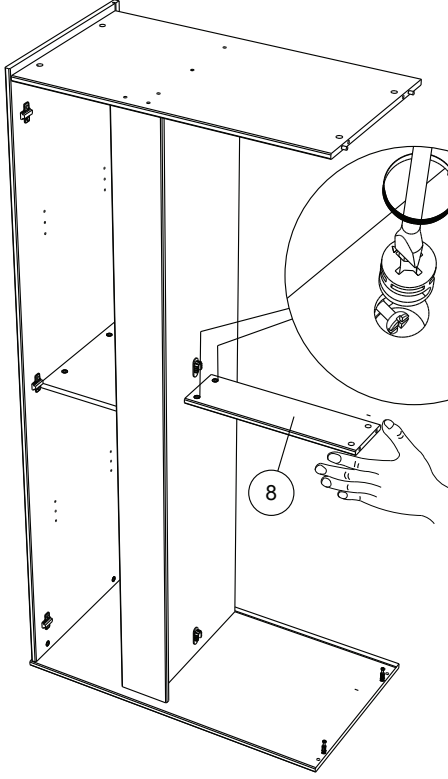
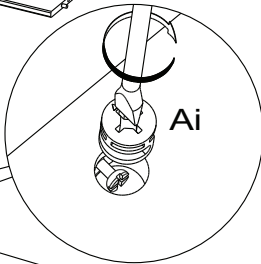
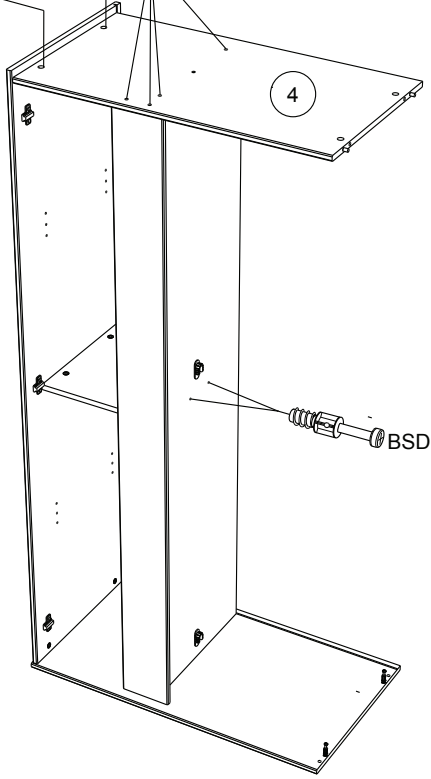
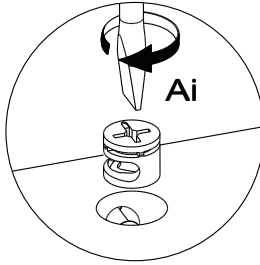
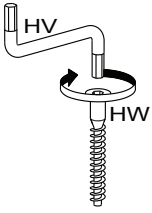
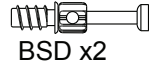
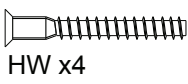
6



7



8



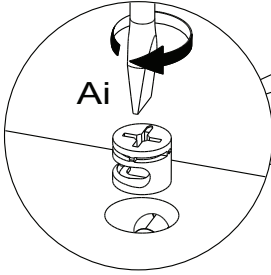
9



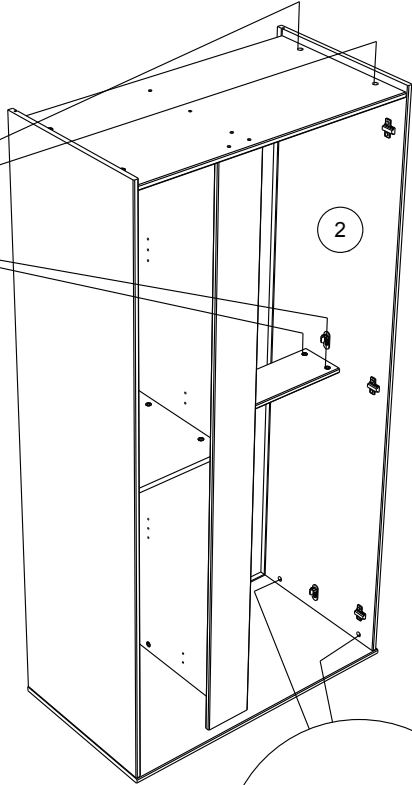
Ai x6



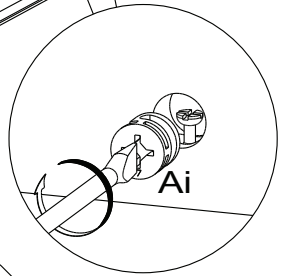
VG x2



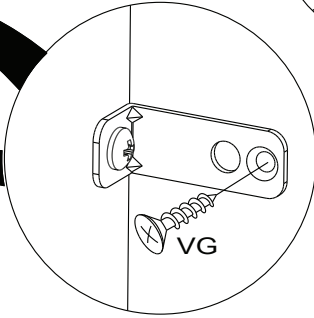
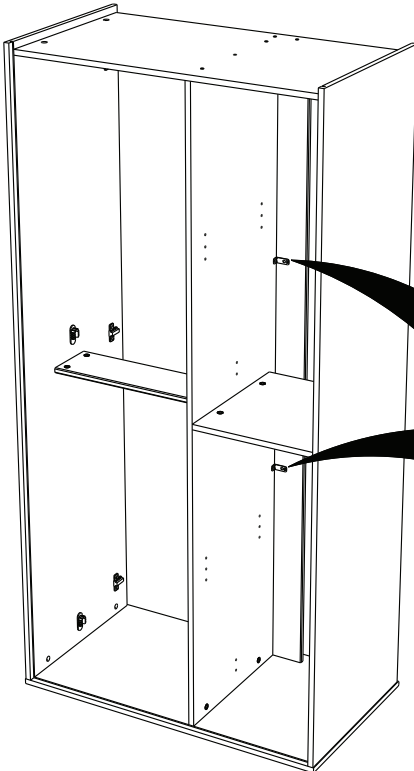
Ai



2



Ai

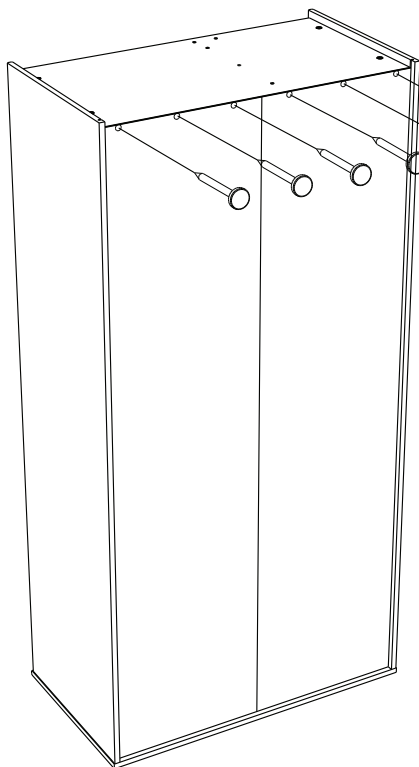


VG

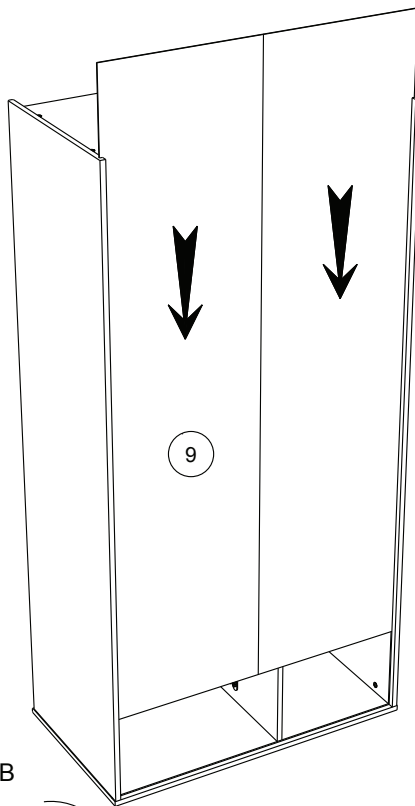
10

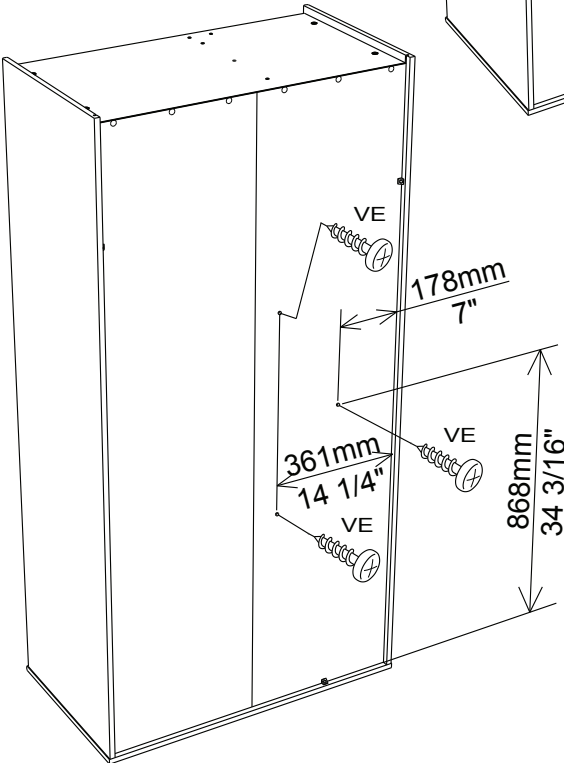
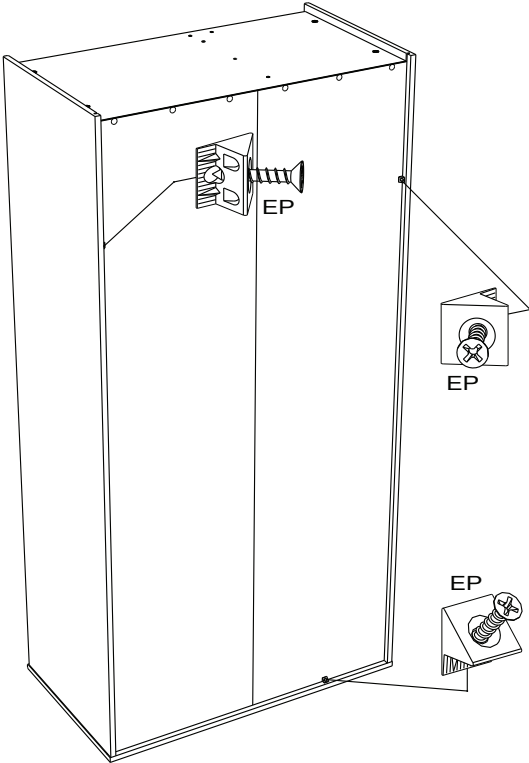


YB x6



YB





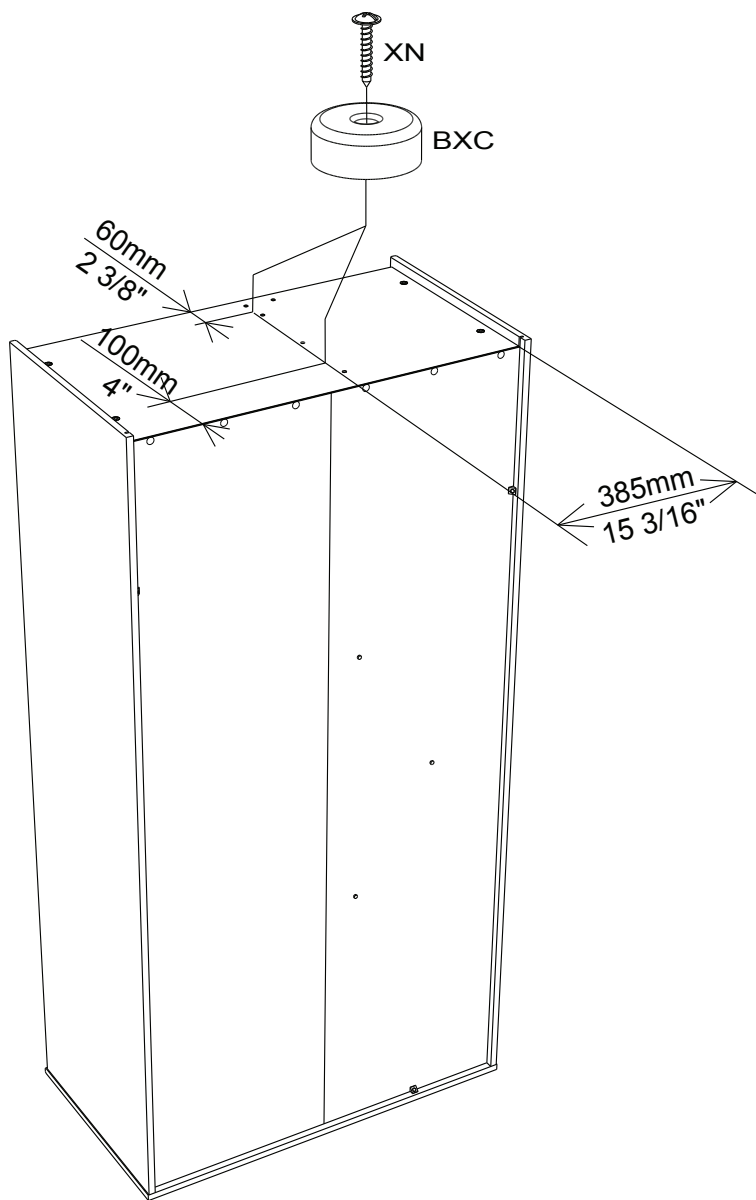
12




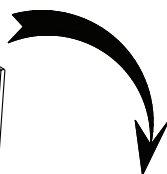
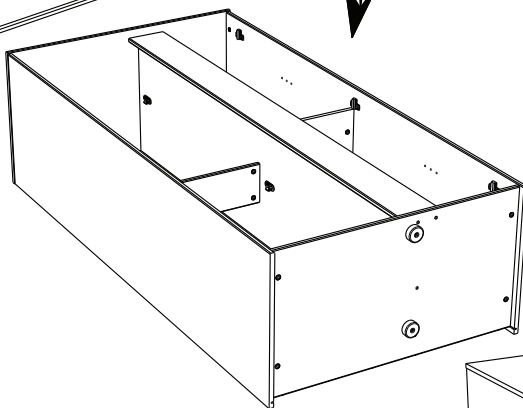

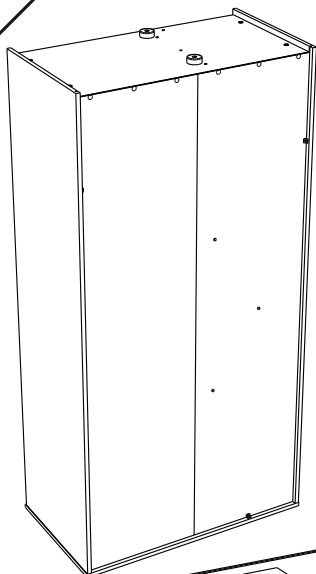
BXC x2



XN x2



13



- FR OBLIGATOIRE:** Pour votre sécurité, fixation du meuble au mur.
Attention, la fixation doit être réalisée par une personne compétente car cela nécessite des chevilles et des vis adaptées à la nature de votre mur. (non fournies)
- EN OBLIGATORY:** For your safety, due to risk of overturning, this product must be used with the wall attachment device provided, this should be carried out by a competent person.
- DE OBLIGATORISCH:** Zu Ihrer Sicherheit, befestigen Sie das Möbel an der Wand.
Achtung: Diese Befestigung ist durch eine fachlich kompetente Person vorzunehmen.
Hierfür sind für die Bauweise Ihrer Wand geeignete Dübel einzusetzen.
- ES OBLIGATORIO:** Por su seguridad, fijar el mueble a la pared.
Advertencia: la fijación la ha de llevar a cabo por personal adecuado, ya que requiere el uso de tacos que se adapten al tipo de pared.
- PT OBRIGATÓRIO:** Para sua segurança, fixação do móvel ao muro.
Atenção: a fixação deverá ser efetuada por pessoa habilitada, visto que são necessárias cavilhas adaptadas ao tipo de parede.
- IT OBBLIGATORIO:** Avvertenza di sicurezza, il fissaggio del mobile a parete deve essere realizzato da una persona competente, in quanto l'operazione richiede l'impiego di tasselli adatti alla natura del muro.
- NL VERPLICHT:** Voor uw veiligheid, bevestiging van het meubel aan de muur.
Opgelet de bevestiging moet worden uitgevoerd door een bekwaam persoon daar dit voor uw type muur geschikte pluggen vereist.
- CZ POVINNÝ:** Z bezpečnostních důvodů, upevněte nábytek do zdi.
Pozor, upevnění je třeba svěřit kompetentní osobě, neboť vyžaduje hmoždinky vhodné pro vaši zeď.
- HU KÖTELEZŐ:** Az Ön biztonságá érdekében, a bútor falra rögzítése.
Figyelmeztetés : a rögzítés csak megfelelő szakképesítéssel rendelkező személy által végezhető el, mert a rögzítéshez a falnak megfelelő csavarokra van szükség.
- PL OBOWIĄZKOWY:** Dla bezpieczeństwa, mocowanie mebla do ściany.
Uwaga, mocowanie musi zostać wykonane przez osobę kompetentną, ponieważ wymaga to zastosowania kołków dostosowanych do rodzaju ściany.
- RO OBLIGATORIU:** Pentru securitatea dumneavoastră, fixarea mobilierului de perete.
Atenție, fixarea trebuie să fie realizată de o persoană calificată, deoarece sunt necesare dispozitive de fixare adaptate caracteristicilor peretelui dumneavoastră
- RU ОБЯЗАТЕЛЬНЫЙ :** Для вашей безопасности Крепление мебели к стене
Внимание! Крепление должно производиться опытным специалистом, т.к. для такой установки потребуются штифты, соответствующие типу вашей стены.
- SK POVINNÉ:** Z bezpečnostných dôvodov, nábytok upevnite k stene.
Dbajte na to, aby upevnenie vykonala kompetentná osoba, pretože pri upevňovaní sa vyžadujú kolíky vhodné do materiálu, z ktorého je stena vyrobená.
- SL OBVEZNO:** Za vašo varnost, Enota naj bo pritrjena na steno. Pozor: To naj stori kompetentna oseba, ker je potrebno uporabiti pravilni nosilec glede na vrsto stene ki jo uporabljate.
- TR ZORUNLU:** Güvenliğiniz için, Mobilyanın duvara sabitlenmesi
Dikkat, sabitleme işlemi uzman biri tarafından yapılmalıdır çünkü bu işlem için duvarınızın malzemesine uygun dübellerin kullanılması gerekmektedir
- EL ΥΠΟΧΡΕΩΤΙΚΟΣ :** Για την ασφάλειά σας στερέωση των επιπέλων στον τοίχο.
Προσοχή, η στερέωση πρέπει να γίνεται από ικανό άτομο, καθώς απαιτούνται σφηνές προσαρμοσμένες στη φύση του τοίχου σας.

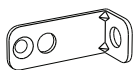
AR واجب : لسلامتك الشخصية, تثبيت قطعة الأثاث على الحائط

تحذير، يجب أن يقوم شخص متخصص بعملية التثبيت على الحائط إذ أنها تتطلب اسفينا معيناً يتوافق مع طبيعة الحائط نفسه.

ZH 義務性 : 为了您的安全，本产品必须靠墙安装。

NB 本产品必须由专业人士安装，且您必须使用符合您的墙壁类型的罗威纤维管。

14





BLL x1



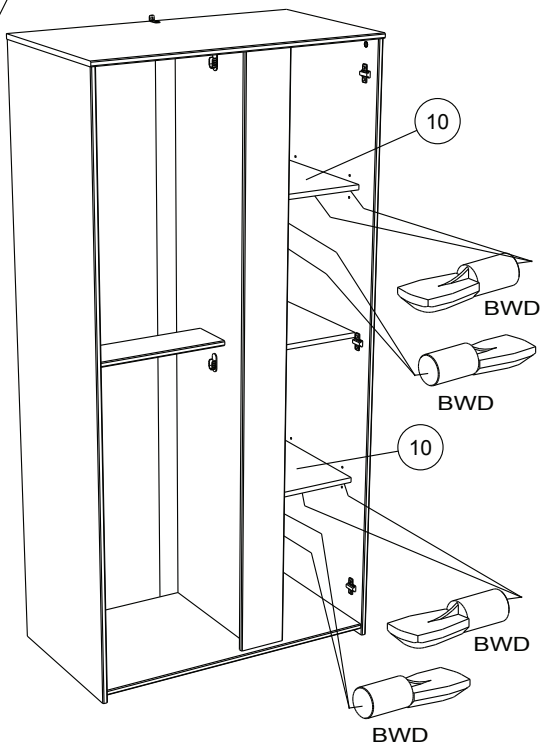
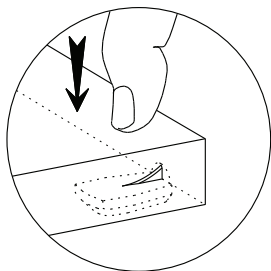
VG x1

NON INCLUDE.
NO INCLUIDO.
NOT INCLUDED.
WERDEN NICHT.
MITGELIEFERT.
NIET INBEGREPEN.
DAHIL DEGIL.



15

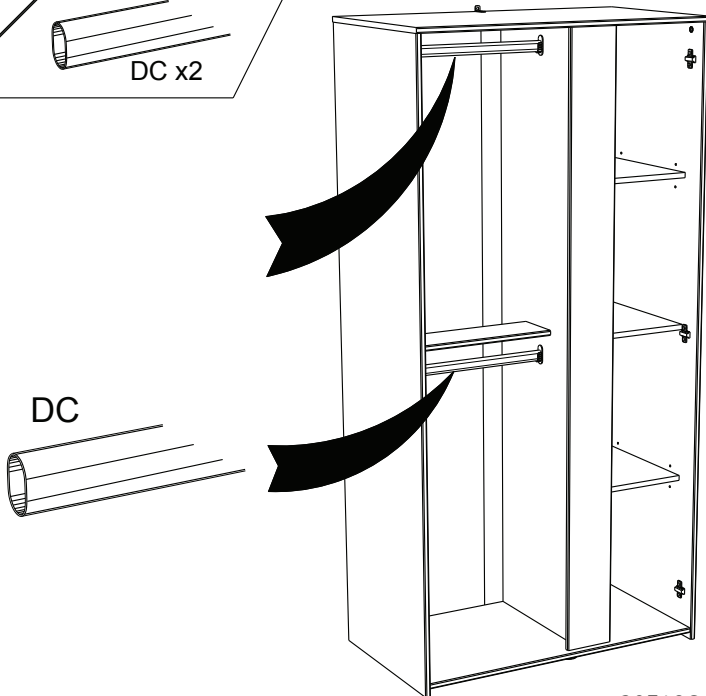
BWD x8



16

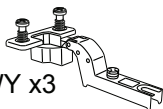
DC x2

DC

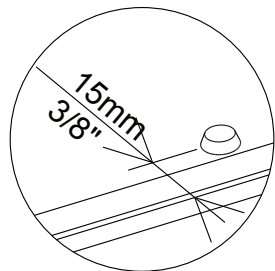
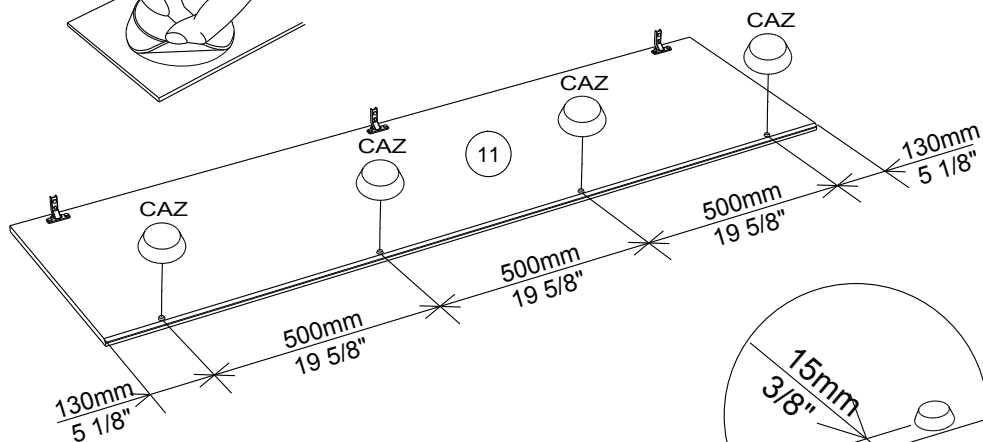
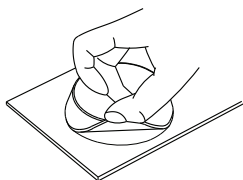
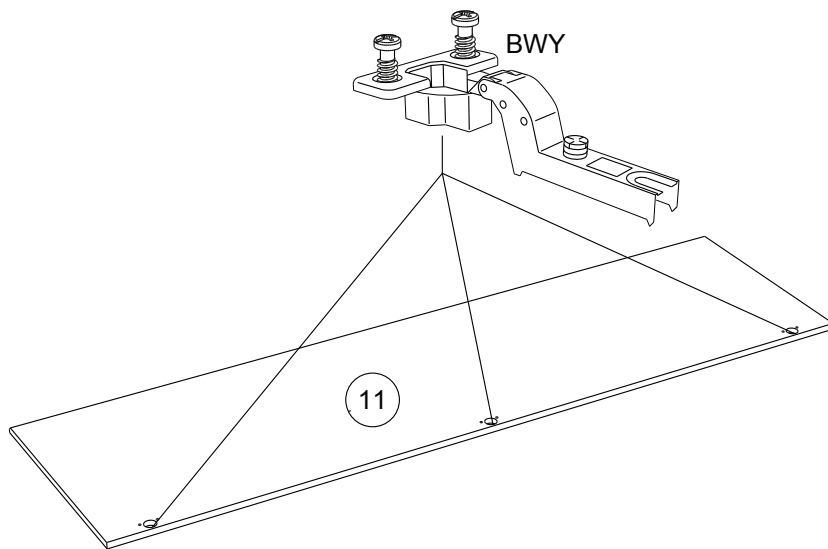


17

BWY x3

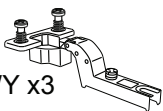


CAZ x1

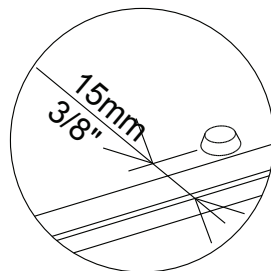
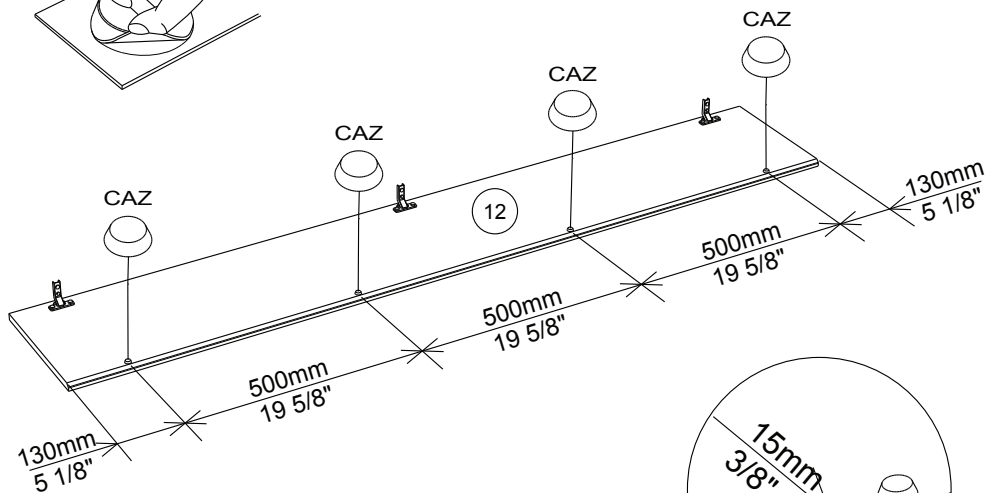
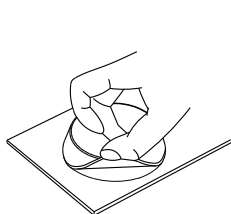
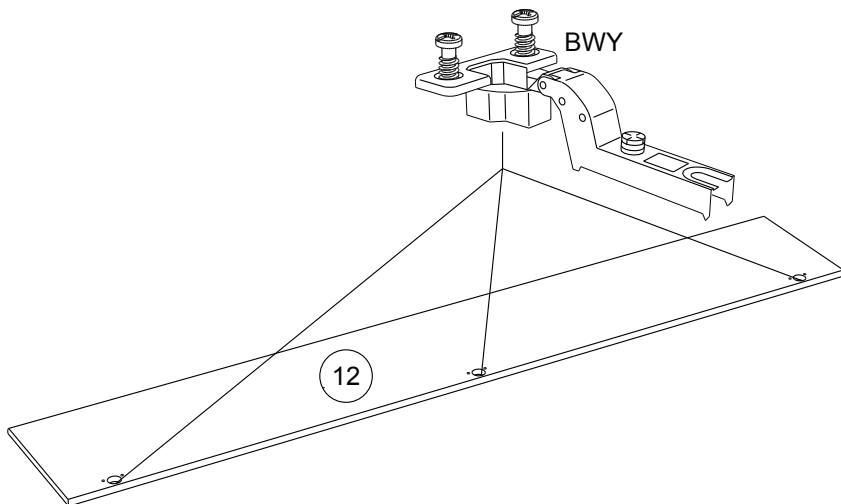


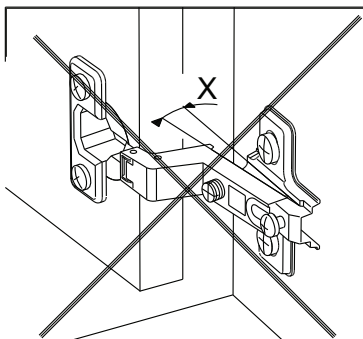
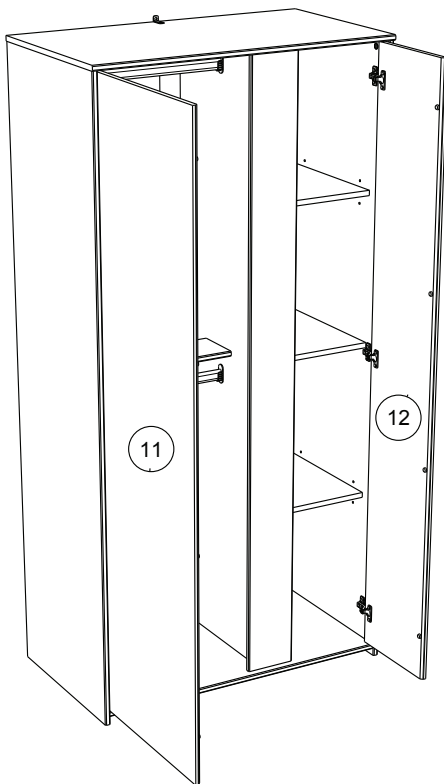
18

BWY x3



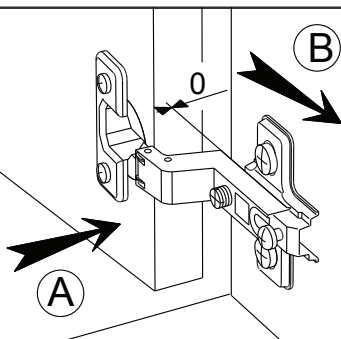
CAZ x1





MONTAGE

- (GB) LEAFLET
- (D) AUFBAUANLEITUNG
- (E) MONTAJE
- (P) MONTAGEM
- (I) MONTAGGIO
- (NL) MONTAGE



- REGLAGE (GB) ADJUSTING (E) AJUSTER (I) AGGIUSTAMENTO
 (D) ANPASSUNG (P) REGULACAO (NL) AFSTELLING

