


Instruction Manual

48002

Safety Instructions

- 1.For indoor use only.
- 2.Electrical connections may only be carried out by expert staff.
- 3.The external flexible cable or cord of this luminaire cannot be replaced.
If the cord is damaged, the luminaire shall be destroyed.
- 4.The manufactures do not accept responsibility for injuries or defects caused by improper use of a luminaire.
- 5.Attention! Prior to starting installation work, de-energise the power line.
- 6.Do not mount the luminaire on wet or conducting background.
7. Protection class II . This luminaire is particularly isolated and must not be connected to a protective earth-terminal.
- 8.Attention! Make sure that the power cable or cord no damaged during installation.
- 9.The given main voltage (230V/50Hz) may not be exceed.
- 10.Please find all valid symbols for this lamp on the product label as well as on the packaging.
- 11.If replaced the defective lamp, be sure that the lamp substitutes for defective lamp should has the same design, wattage and voltage with the defective lamp.
- 12.Keep the luminaries away from the wetness!

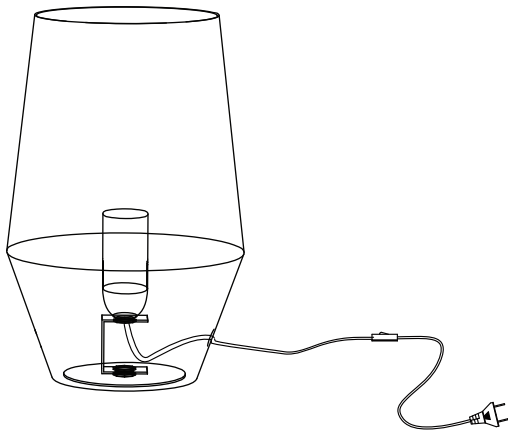
Technical data:

Lampholder: E14

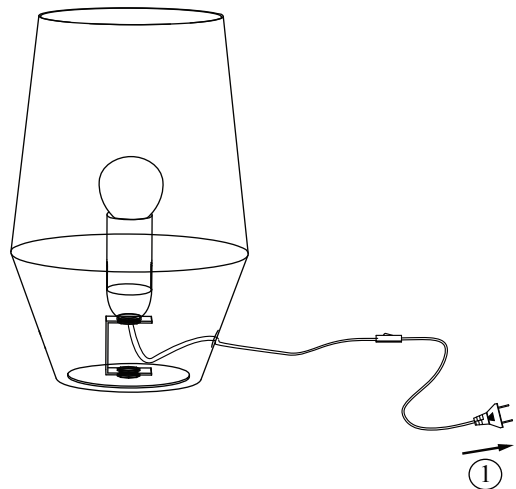
Rated voltage / frequency : 230V~ / 50Hz

Assembling Instructions

1.



2.



Advice for environmental care

Don't put this article to normal domestic waste after it meets the end of durability. You have to bring it to a staging area for electrical wastes. That's the meaning of this symbol which you can find directly on article, in the assembling instruction or on the packaging. The materials are recyclable at the basis of their identifications. With the recycling of these materials you have a big hand in environmental protection. Ask your local government for next staging area.