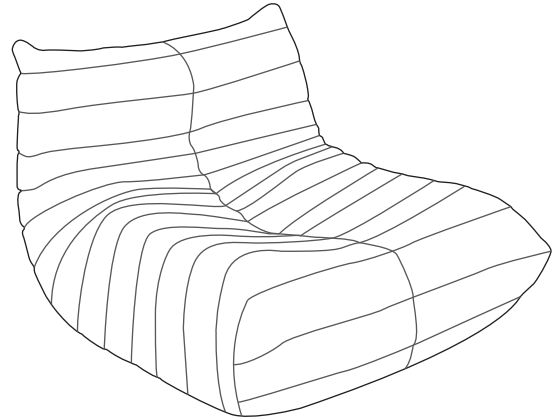


# **Fireside Chair**

## **Transit Message**



**Thank you for purchasing the I AM FAKE Snug Chair.**

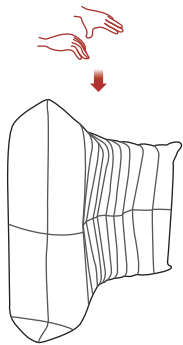
**In order to fully experience the exceptional comfort and function of the chair, here are some tips for you to recover its shape after removing the packaging.**

**Step 1 and 2 - Put the chair on the side and use palms to pat hard for several times and repeat this on the other side of the chair.**


**Step 3 - Put the chair with the back facing upwards and perform the same action.**

**Step 4 - Turn the chair 180 degrees with the back facing downwards and perform the same action.**

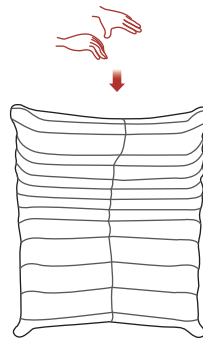
**Step 5 - Pat, plump and massage the chair to help recover into its original shape and enjoy the Snug Chair experience!!!**




Step 1



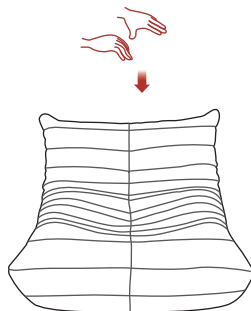
Step 2



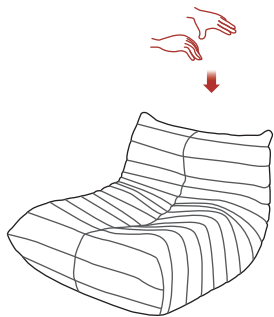
Step 3



Step 4



Step 5



Completion