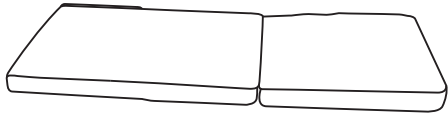


# ASSEMBLY INSTRUCTIONS/INSTRUCTIONS DE MONTAGE/ INSTRUCCIONES DE MONTAJE/ MONTAGEANLEITUNG/ MONTAGE-INSTRUCTIES

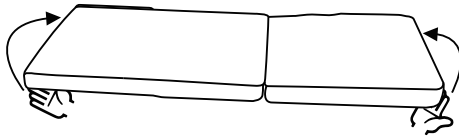
AX1



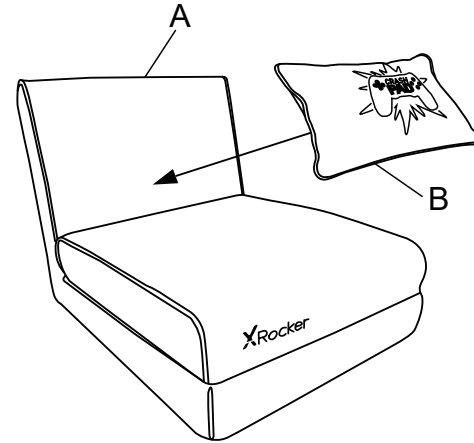
BX1



①



②



③



## WARNING

PINCH POINT  
MOVING PART CAN  
CRUSH OR CUT.  
KEEP CLEAR



## ATTENTION

POINT DE  
PINCEMENTUNE PIÈCE  
MOBILE PEUT ÉCRASER  
OU COUPER.  
GARDER CLAIR



## WARNUNG

PINCH POINT  
BEWEGLICHES TEIL  
KANN ZERquetschen  
ODER SCHNEIDEN.  
FREI HALTEN



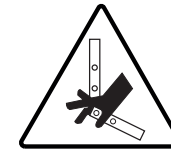
## WAARSCHUWING

KNELPUNT HET  
BEWEGENDE DEEL  
KAN VERPLETLEN  
OF SNIJDEN.  
HOUD DUIDELIJK



## ADVERTENCIA

PUNTO DE PELLIZCO  
LA PIEZA EN  
MOVIMIENTO PUEDE  
APLASTARSE O  
CORTARSE.  
MANTENER CLARO

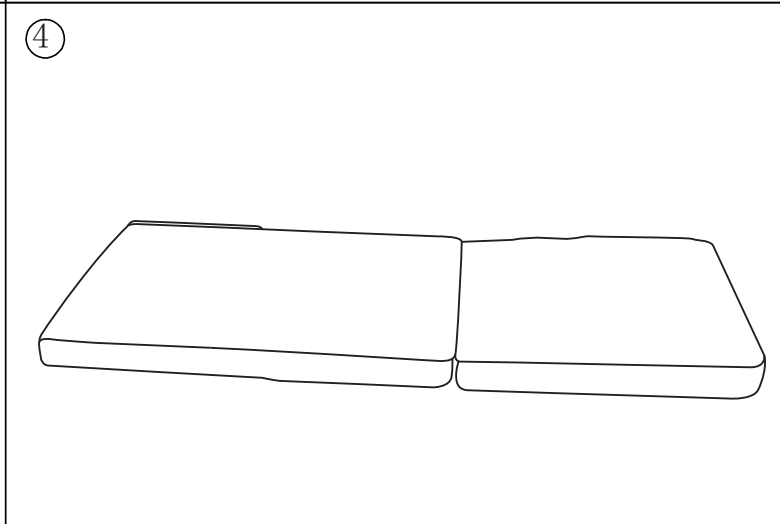
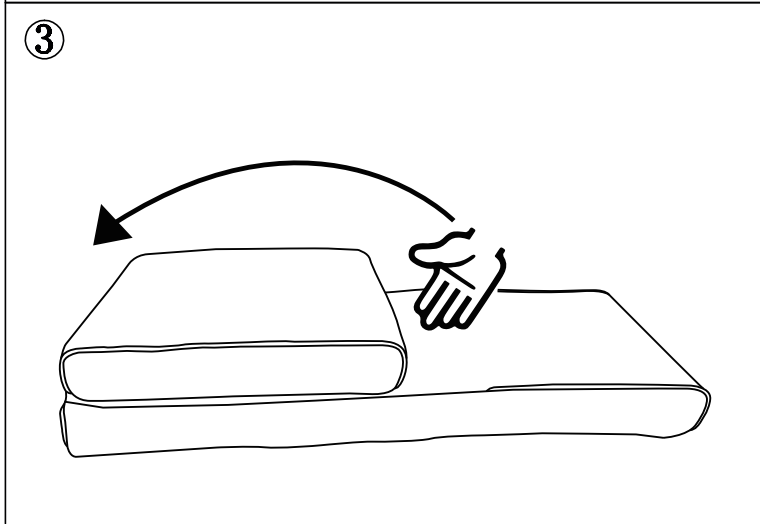
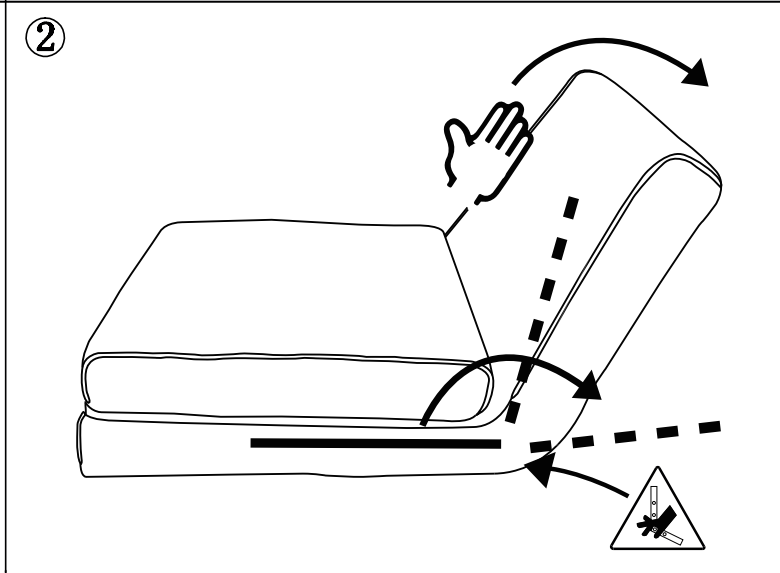
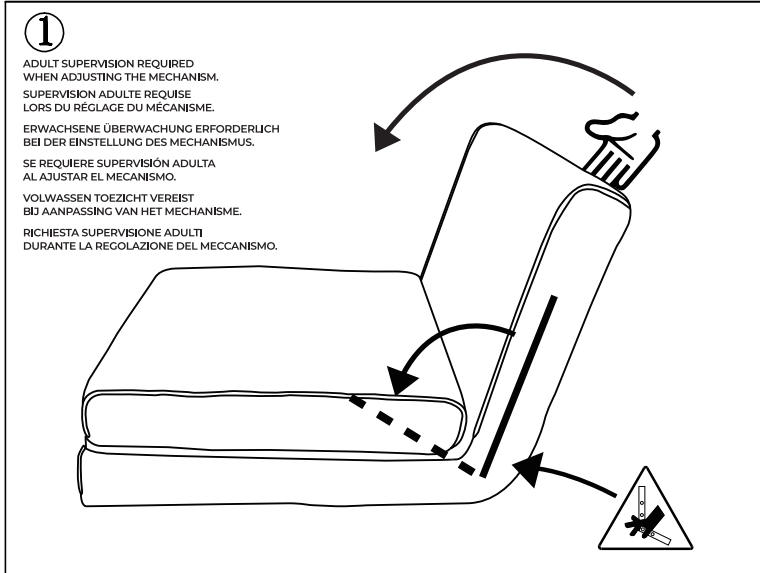
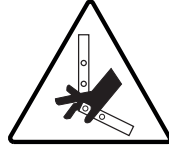


## AVVERTIMENTO

PUNTO DI PRESA  
LA PARTE IN  
MOVIMENTO PU CR  
SPACCARE O TAGLIARE.  
LASCIARE LIBERO

IF THERE ARE ANY PARTS MISSING OR YOU NEED FURTHER ASSISTANCE, CONTACT X ROCKER AT: [WWW.XROCKERUK.COM/PAGES/SUPPORT](http://WWW.XROCKERUK.COM/PAGES/SUPPORT)  
 SI DES PIÈCES MANQUENT OU SI VOUS AVEZ BESOIN D'AIDE SUPPLÉMENTAIRE, CONTACTEZ X ROCKER À: [WWW.XROCKERUK.COM/PAGES/SUPPORT](http://WWW.XROCKERUK.COM/PAGES/SUPPORT)  
 WENN TEILE FEHLEN ODER SIE WEITERE UNTERSTÜTZUNG BENÖTIGEN, KONTAKTIEREN SIE X ROCKER UNTER: [WWW.XROCKERUK.COM/PAGES/SUPPORT](http://WWW.XROCKERUK.COM/PAGES/SUPPORT)  
 SI FALTA ALGUNA PIEZA O NECESITA ASISTENCIA ADICIONAL, CONTACTE CON X ROCKER EN: [WWW.XROCKERUK.COM/PAGES/SUPPORT](http://WWW.XROCKERUK.COM/PAGES/SUPPORT)  
 ALS ER ONDERDELEN ONTBREKEN OF ALS U VERDERE HULP NODIG HEBT, NEEM DAN CONTACT OP MET X ROCKER OP: [WWW.XROCKERUK.COM/PAGES/SUPPORT](http://WWW.XROCKERUK.COM/PAGES/SUPPORT)  
 SE MANCANO PARTI O AVETE BISOGNO DI ULTERIORE ASSISTENZA, CONTATTATE X ROCKER A: [WWW.XROCKERUK.COM/PAGES/SUPPORT](http://WWW.XROCKERUK.COM/PAGES/SUPPORT)

# ASSEMBLY INSTRUCTIONS/INSTRUCTIONS DE MONTAGE/ INSTRUCCIONES DE MONTAJE/ MONTAGEANLEITUNG/ MONTAGE-INSTRUCTIES


**WARNING**

PINCH POINT MOVING PART CAN CRUSH OR CUT.  
KEEP CLEAR



**ATTENTION**

POINT DE PINCEMENTUNE PIÈCE MOBILE PEUT ÉCRASER OU COUPER.  
GARDER CLAIR



**WARNUNG**

PINCH POINT BEWEGLICHES TEIL KANN ZERquetschen ODER SCHNEIDEN.  
FREI HALTEN



**WAARSCHUWING**

KNELPUNT HET BEWEGENDE DEEL KAN VERPLETten OF SNIJDEN.  
HOUD DUIDELIJK



**ADVERTENCIA**

PUNTO DE PELLIZCO LA PIEZA EN MOVIMIENTO PUEDE APLASTARSE O CORTARSE.  
MANTENER CLARO



**AVVERTIMENTO**

PUNTO DI PRESA LA PARTE IN MOVIMENTO PU CR SPACCARE O TAGLIARE.  
LASCIARE LIBERO



IF THERE ARE ANY PARTS MISSING OR YOU NEED FURTHER ASSISTANCE, CONTACT X ROCKER AT: [WWW.XROCKERUK.COM/PAGES/SUPPORT](http://WWW.XROCKERUK.COM/PAGES/SUPPORT)  
 SI DES PIÈCES MANQUENT OU SI VOUS AVEZ BESOIN D'AIDE SUPPLÉMENTAIRE, CONTACTEZ X ROCKER À: [WWW.XROCKERUK.COM/PAGES/SUPPORT](http://WWW.XROCKERUK.COM/PAGES/SUPPORT)  
 WENN TEILE FEHLEN ODER SIE WEITERE UNTERSTÜTZUNG BENÖTIGEN, KONTAKTIEREN SIE X ROCKER unter: [WWW.XROCKERUK.COM/PAGES/SUPPORT](http://WWW.XROCKERUK.COM/PAGES/SUPPORT)  
 SI FALTA ALGUNA PIEZA O NECESITA ASISTENCIA ADICIONAL, CONTACTE CON X ROCKER EN: [WWW.XROCKERUK.COM/PAGES/SUPPORT](http://WWW.XROCKERUK.COM/PAGES/SUPPORT)  
 ALS ER ONDERDELEN ONTBREKEN OF ALS U VERDERE HULP NODIG HEBT, NEEM DAN CONTACT OP MET X ROCKER OP: [WWW.XROCKERUK.COM/PAGES/SUPPORT](http://WWW.XROCKERUK.COM/PAGES/SUPPORT)  
 SE MANCANO PARTI O AVETE BISOGNO DI ULTERIORE ASSISTENZA, CONTATTATE X ROCKER A: [WWW.XROCKERUK.COM/PAGES/SUPPORT](http://WWW.XROCKERUK.COM/PAGES/SUPPORT)