

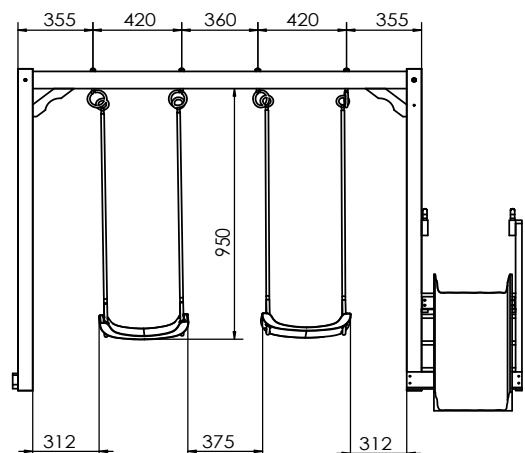
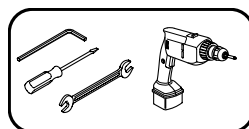
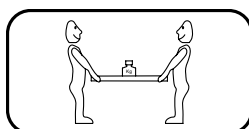
# Wooden swing

## User manual











Our product will be delivered to you in 2 packages. The delivery times of these 2 packages may differ, please be patient and thank you for your understanding.

Unser Produkt wird Ihnen in 2 Paketen geliefert. Die Lieferzeiten dieser 2 Pakete können abweichen, bitte haben Sie etwas Geduld und vielen Dank für Ihr Verständnis.

- 1.Warning. Only for domestic use.
- 2.Warning. The swing are suitable for up to two children.
- 3.WARNING. The maximum user weight of the product is 50kg
- 4.WARNING. The product is suitable for children over three years old
- 5.Warning. Not suitable for children under 36 months. Small parts. Choking hazard.
- 6.Warning. Not suitable for children under 36 months. Long cord. Strangulation hazard.
- 7.Warning. The activity toy is intended for outdoor use
- 8.The main parts (such as swing seat, supports, crossbeams, slide, ladders .etc) should be checked and maintained at regular intervals.
- 9.If checks are not carried out, the activity toy could overturn or become a fall off hazard.
- 10.At the beginning of each season as well as at regular intervals during the usage season, we should follow below maintenance instructions:
  - 1) check all nuts and bolts for tightness and tighten when required;
  - 2) oil all metallic moving parts;
  - 3) check all coverings for bolts and sharp edges and replace when required;
  - 4) check swing seats, chains, ropes and other means of attachments for evidence of deterioration;
  - 5) replace defective parts in accordance with the manufacturer's instructions.
11. Do not allow children to play without (parental) supervision.
- 12.Climbing or playing on the crossbeams of the swing is not permitted.
13. Place the activity toy on a level surface at least 2 m from any structure or obstruction such as a fence, garage, house, overhanging branches, laundry lines or electrical wires;
14. The minimum clearance between the swing elements and the ground should be 500mm;
15. Activity toys shall not be installed over concrete, asphalt or any other hard surface;
16. Please do not turn slide toward sun to avoid prolonged direct sunlight;
17. Keep the assembly and installation instructions for further reference;
18. Please do not modify the product or the assembly details in any way. Modifications will affect the structural integrity of the product.
19. The length of the swing rope is 830mm, and the minimum diameter of rope: 10mm.



# ASSEMBLY INSTRUCTION

- A**  5.0\*70=4 Pcs
- B**  3.5\*60=8 Pcs
- C**  3.5\*40=58 Pcs
- D**  M12\*185=2Pcs
- E**  M6\*95=4Pcs
- F**  M6\*90=10Pcs
- G**  M6\*55=6Pcs
- H**  M6\*50=12Pcs
- I**  4 Pcs
- J**  2 Pcs

