

Ø 4,0 mm

D1 = 4,0 + / - 0,08 mm

D2 = 7,5 + 0 / - 0,5 mm






k = -

d = 2,2 mm

P = ≥ 27,0 mm

L = + 1,0 / - 0,2 mm

 4,1 mm

				
4,0 x 9,5 mm	2,0 - 5,0 mm	21211 40950	1550 N	2100 N
4,0 x 11,0 mm	5,0 - 6,5 mm	21211 40110		
4,0 x 12,5 mm	6,0 - 8,0 mm	21211 40125		