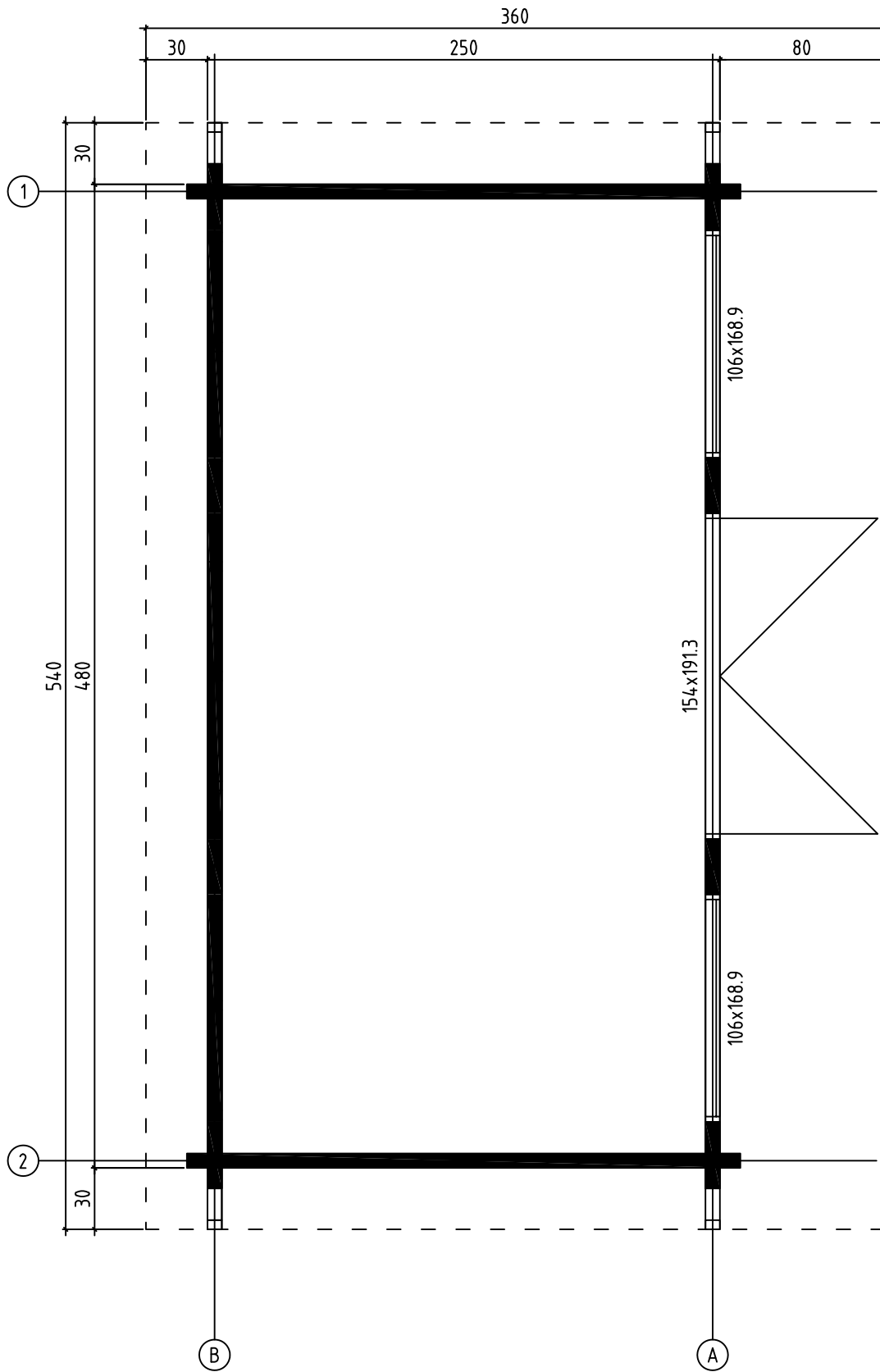


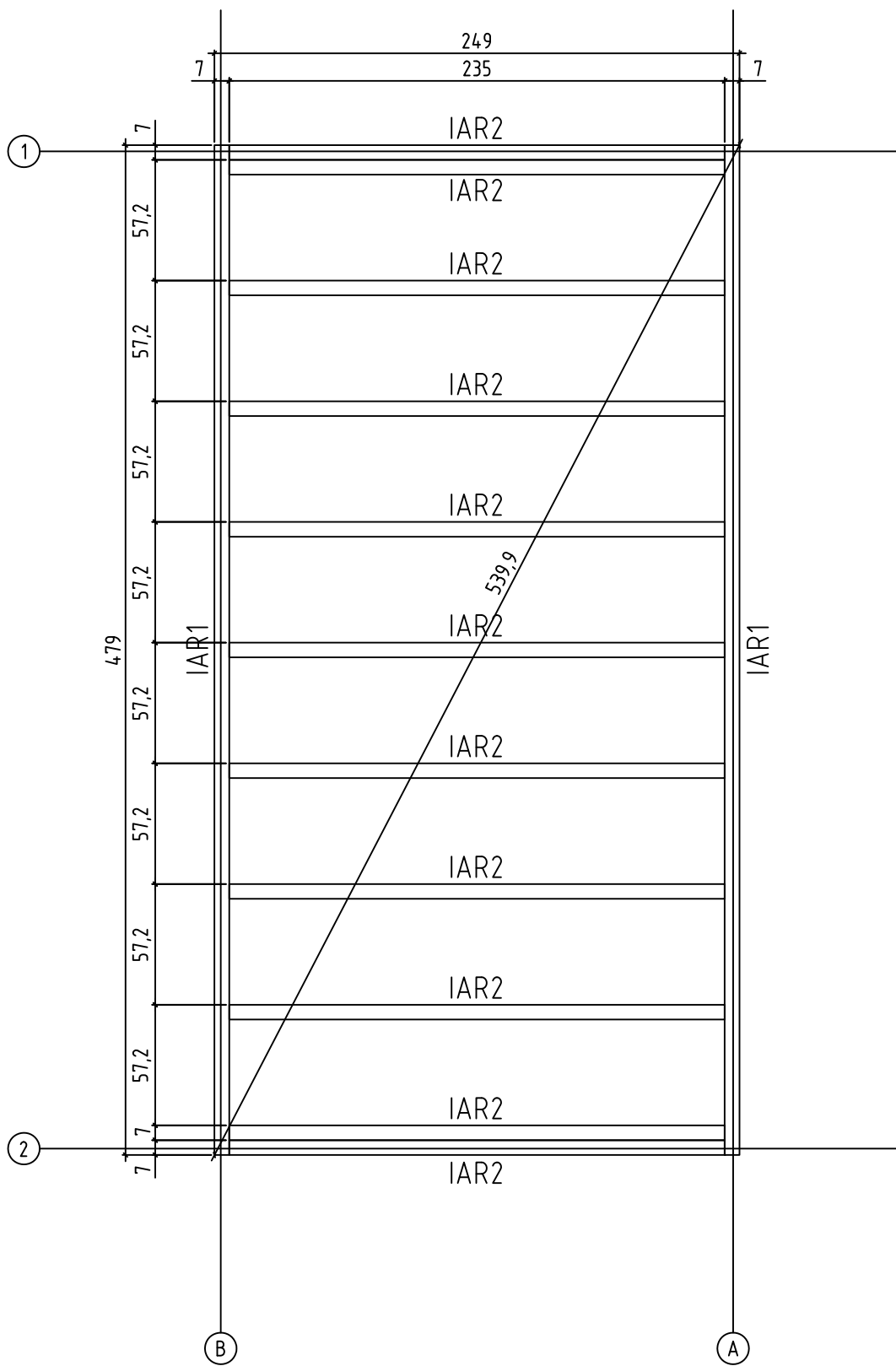
*Dorset 73*  
*Art.No. 709702*



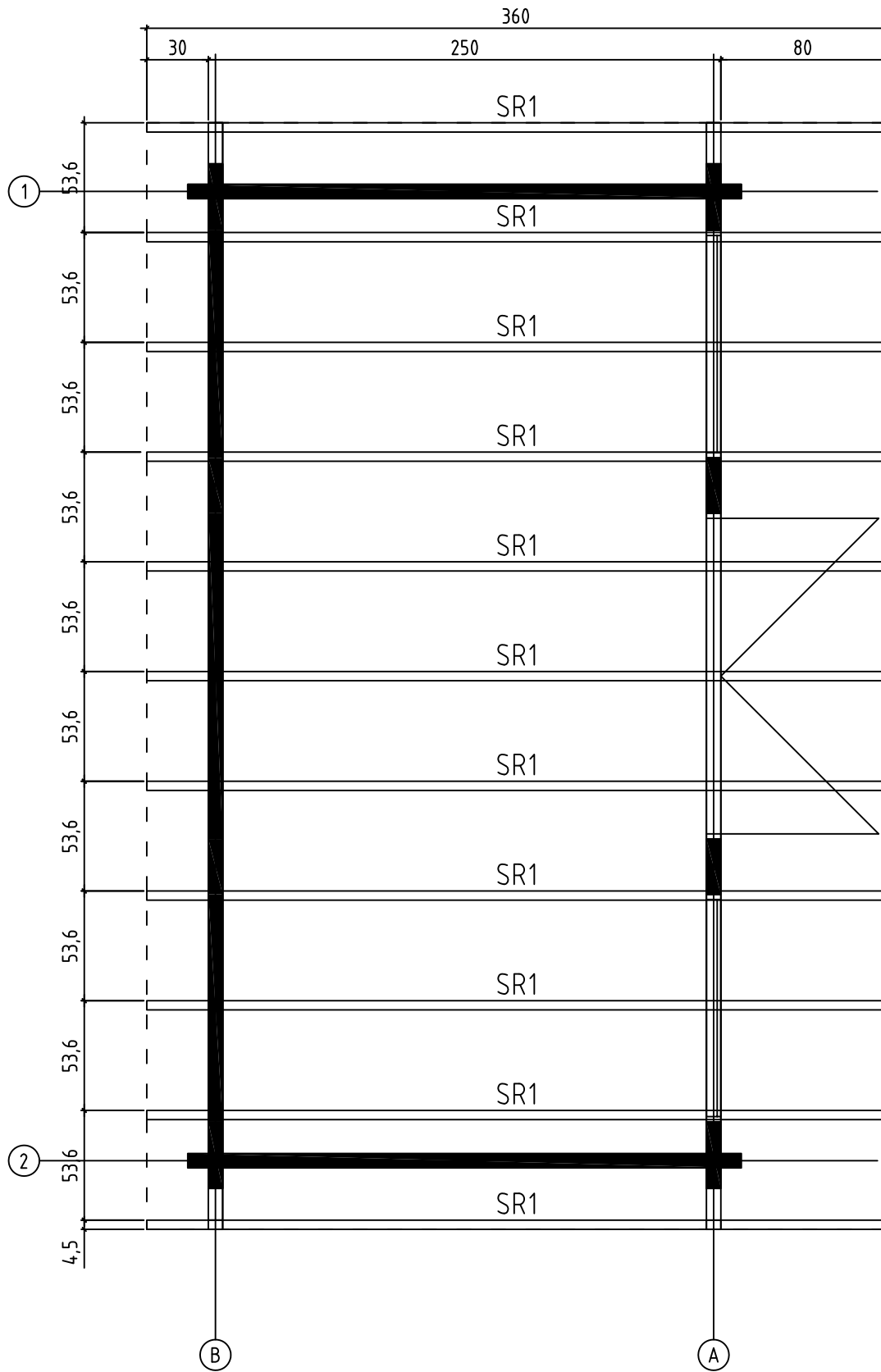
DORSET 73, Art.No.709702  
GROUNDPLAN - GRUNDPLAN - PLAN DE MASSE



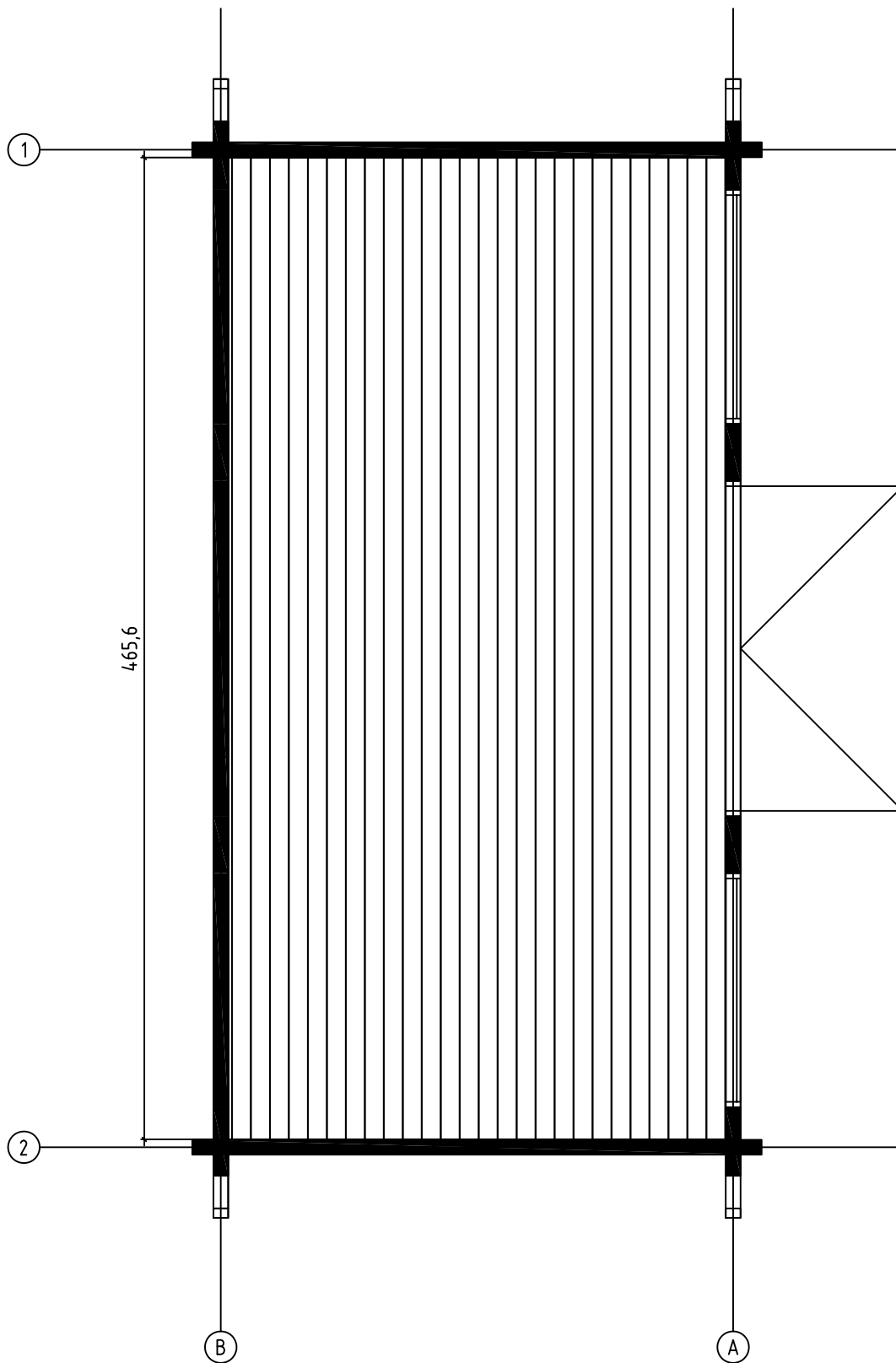
DORSET 73, Art.No.709702  
FOUNDATION - FUNDAMENT - FONDATION

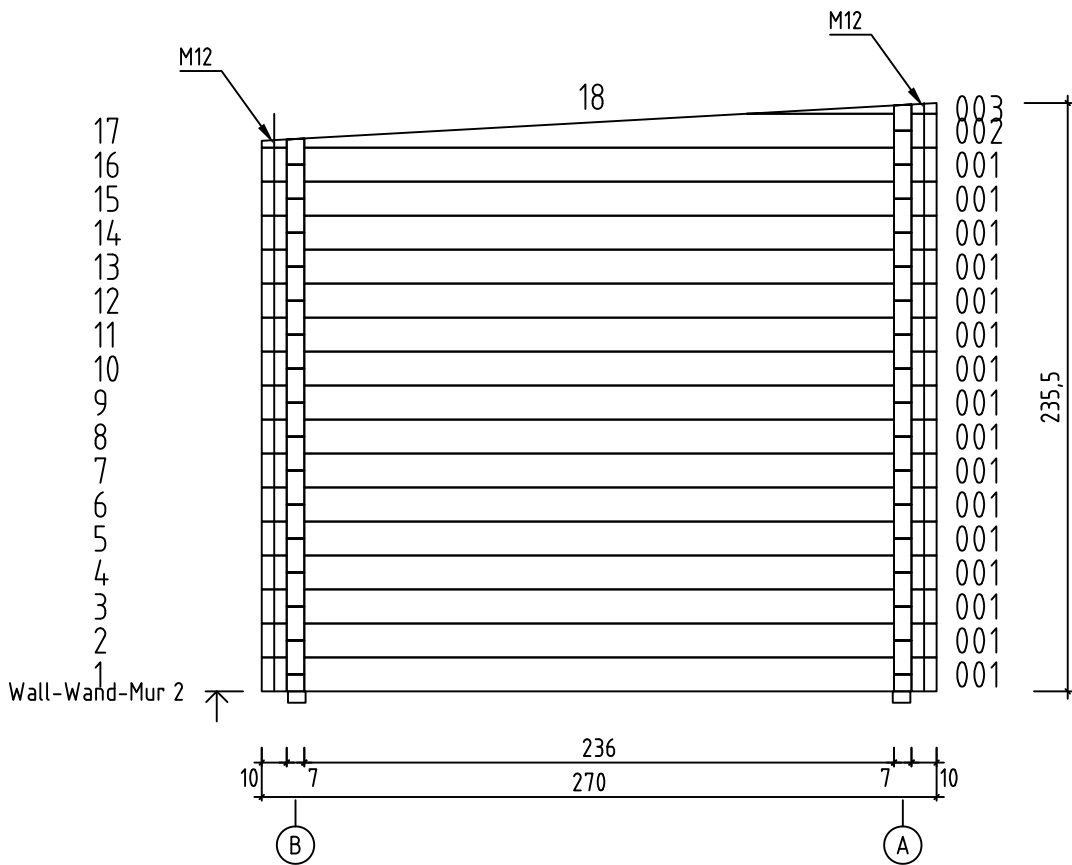
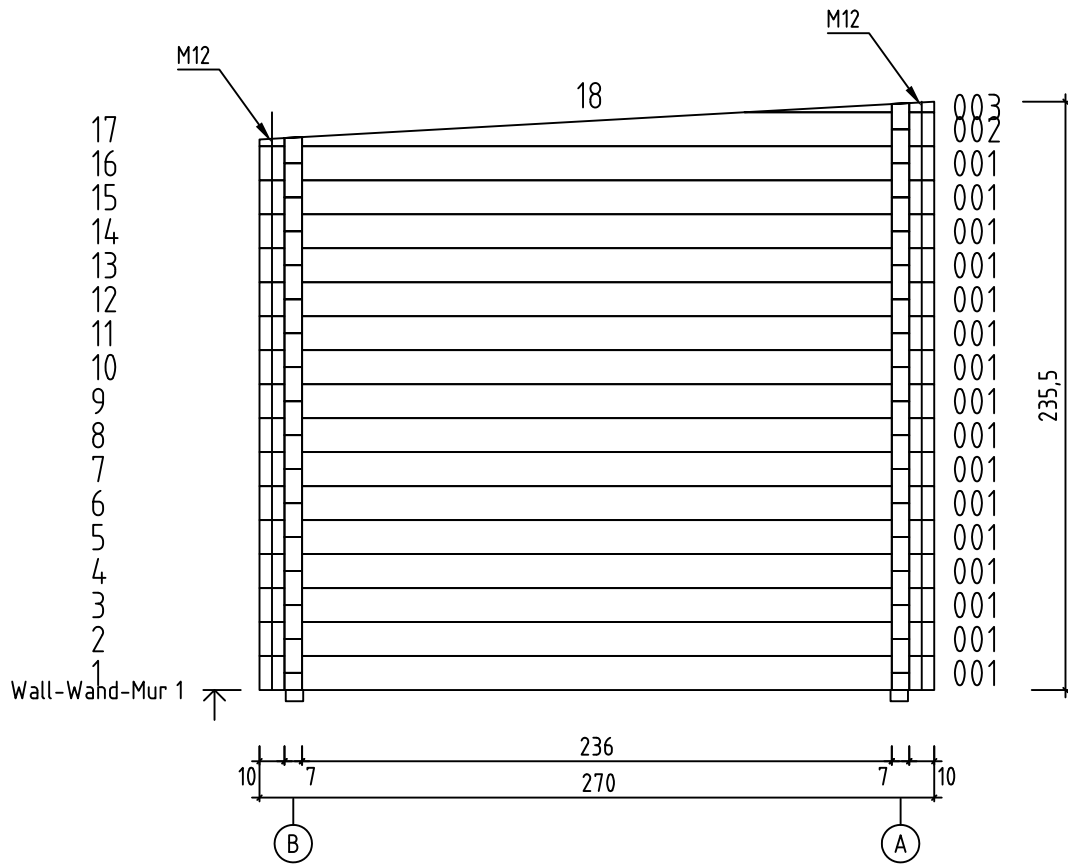


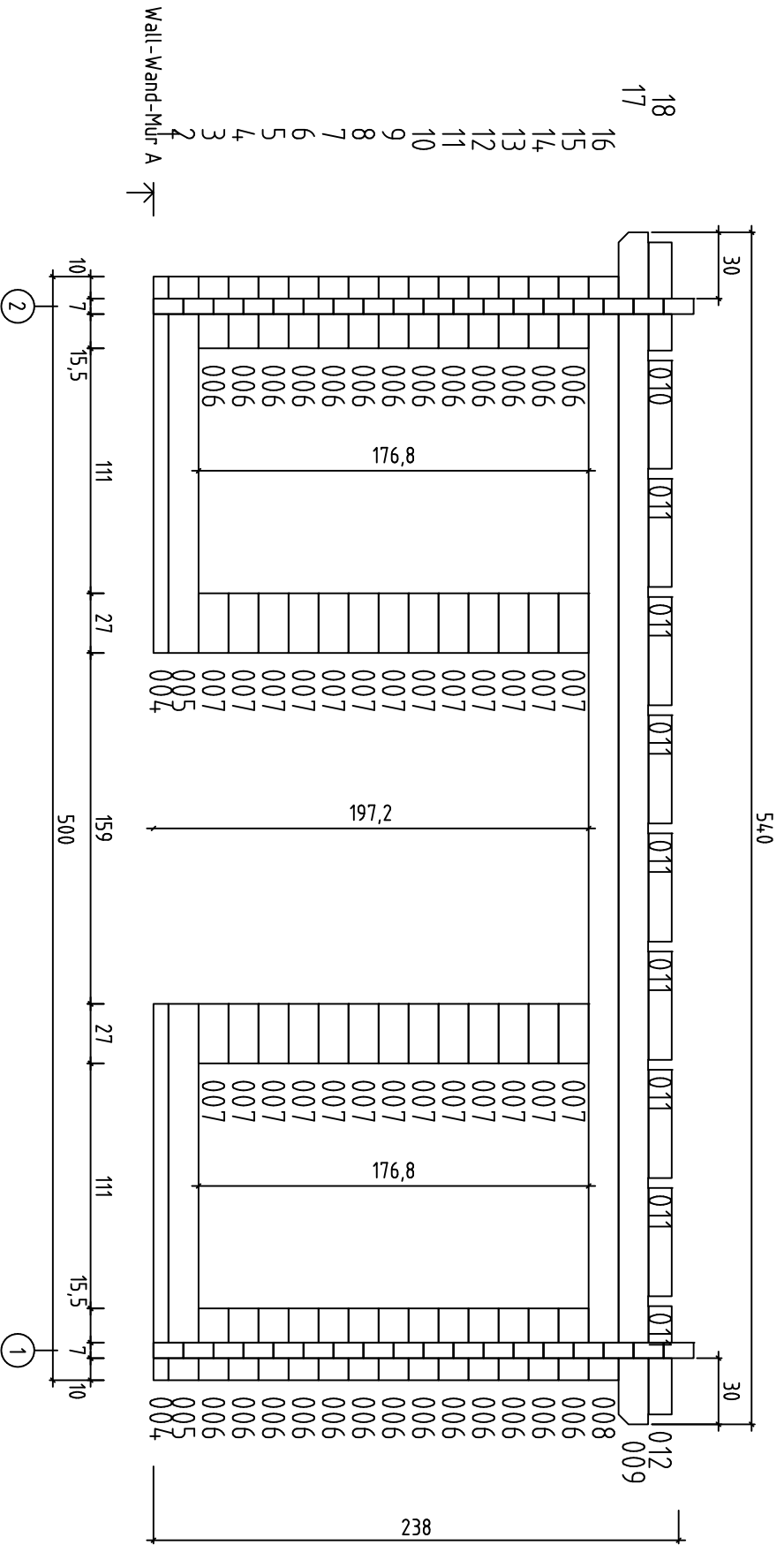
DORSET 73, Art.No.709702  
RAFTERS PLAN - DACHSPARREN - PLAN DE CHEVRON

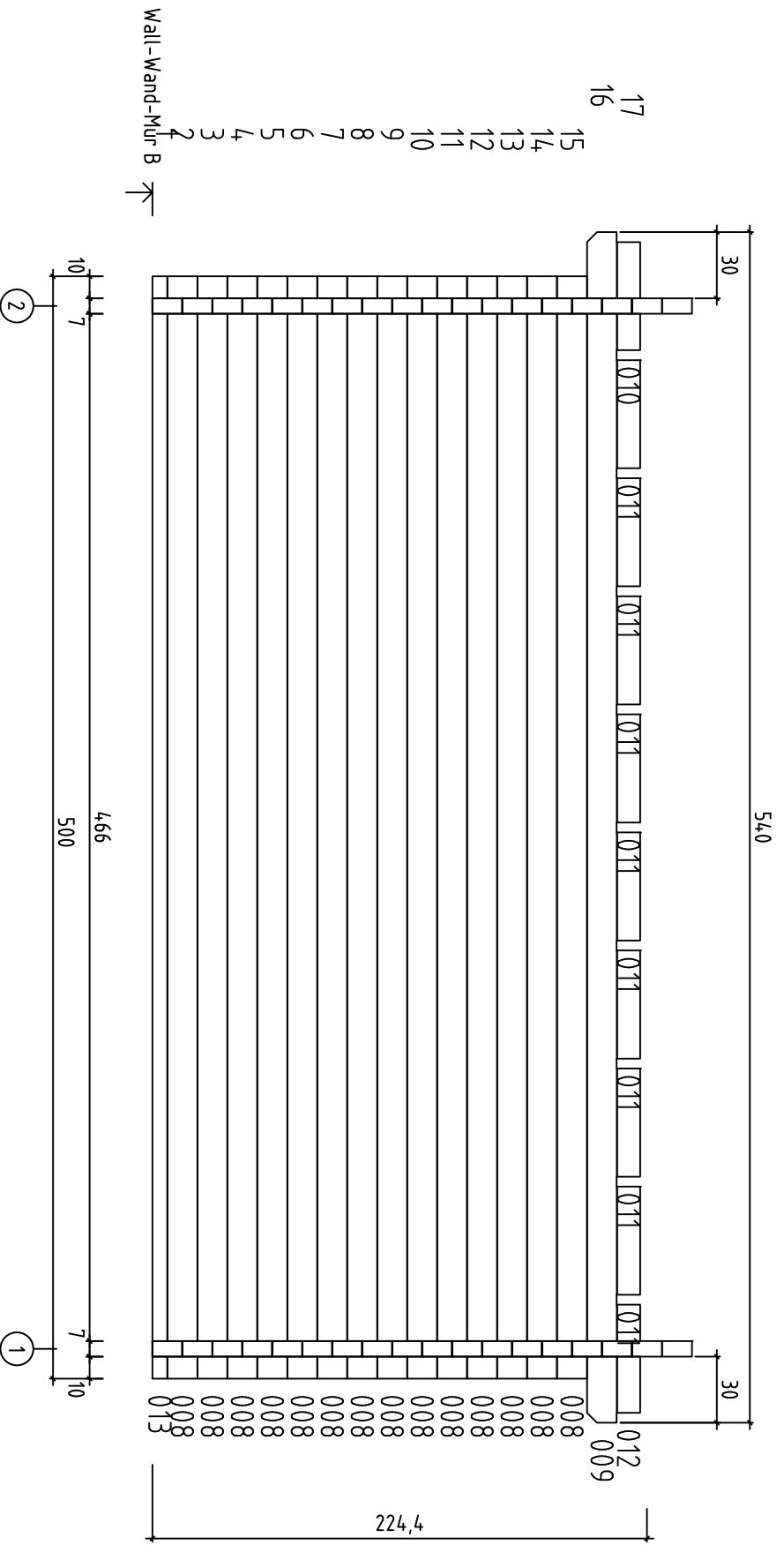


DORSET 73, Art.No.709702  
FLOOR BOARDS - FUSSBODENBRETTER - PLAN POSE PLANCHER

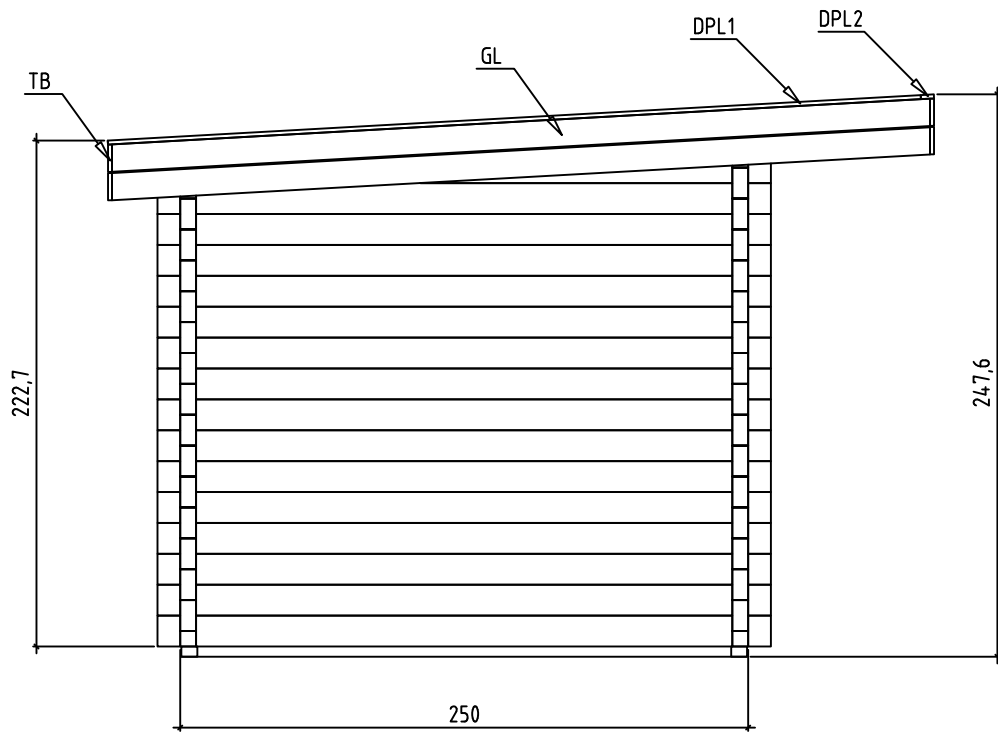
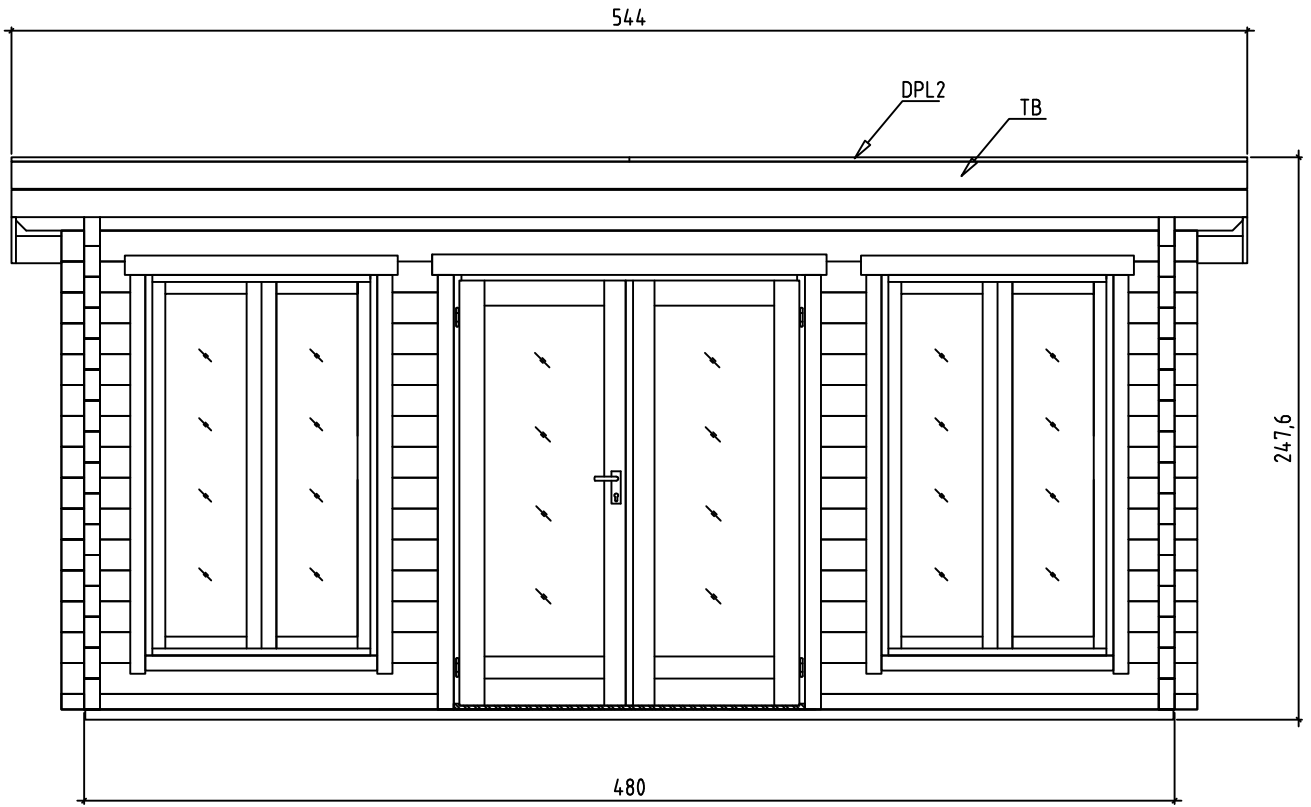


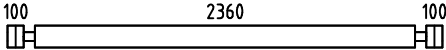
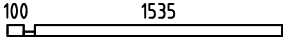
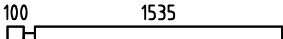


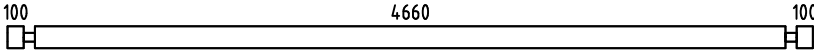
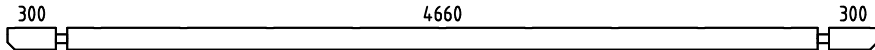




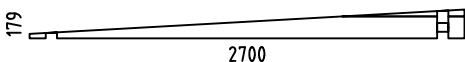
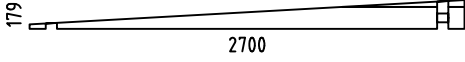







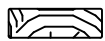
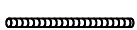






















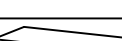






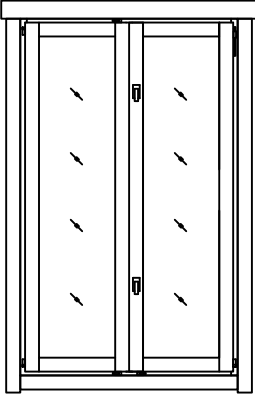
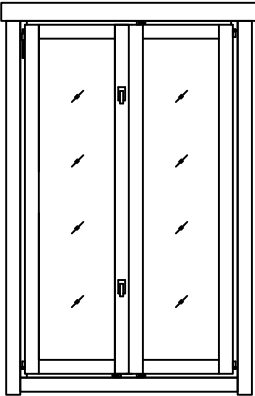
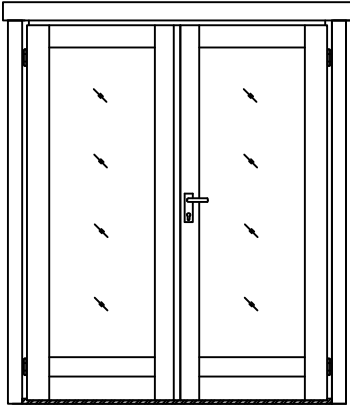


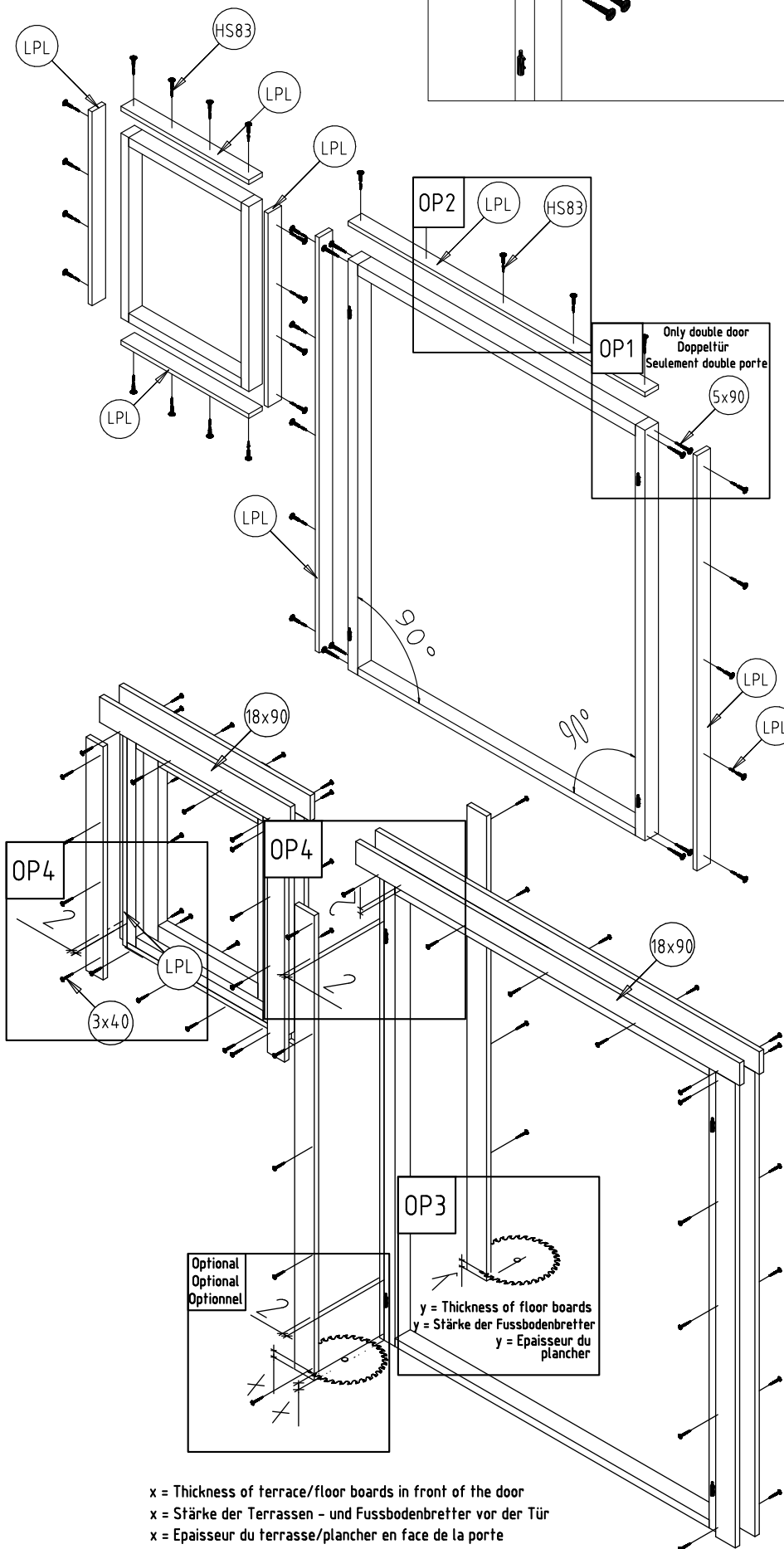
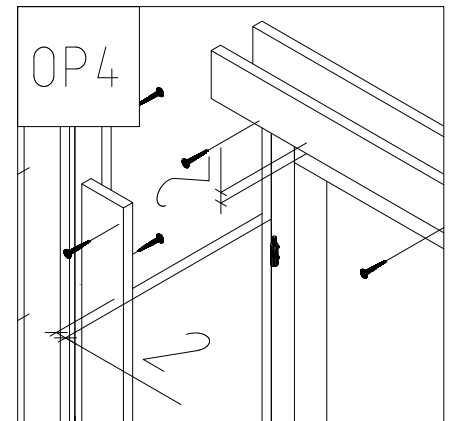
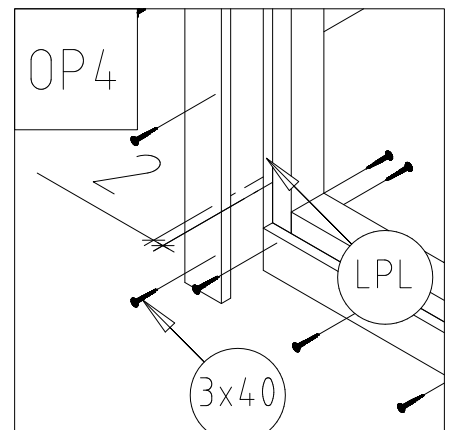
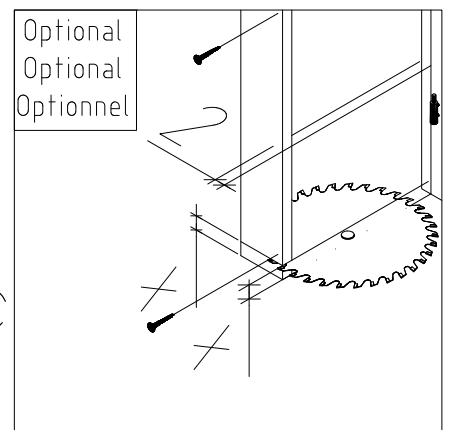
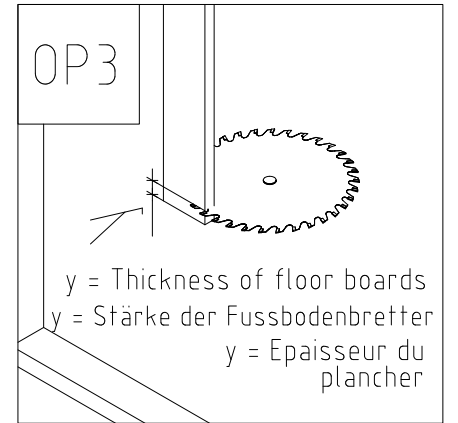
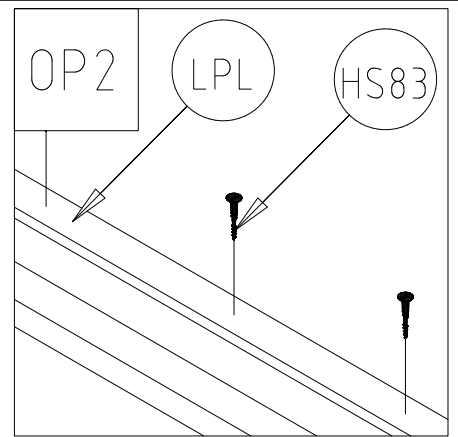
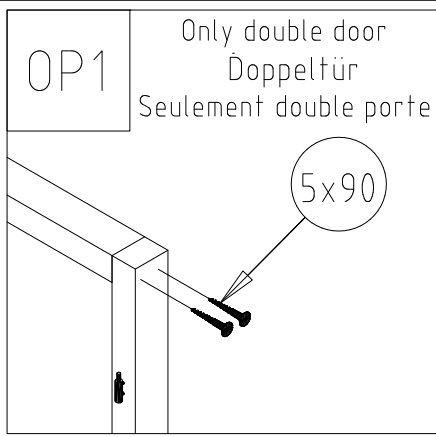




Pos	DORSET 73, Art.No.709702 Piece list - Stückliste - Liste des pieces	Q.	P (mm)	L (mm)
001		32	70x136	2700
004		2	70x68	1705
005		2	70x136	1705
006		26	70x136	325
007		26	70x136	270
008		15	70x136	5000
009		2	70x136	5400
010		2	70x105	490
011		16	70x105	490
012		2	70x105	490
013		1	70x68	5000
W1-1		1		
W2-1		1		
IAR1	FOUNDATION - FUNDAMENT - FONDATION 	2	70x45	4790
IAR2	FOUNDATION - FUNDAMENT - FONDATION 	11	70x45	2350
SR1	RAFTER - DACHSPARREN - CHEVRON 	11	45x140	3613
	FLOOR BOARDS - FUSSBODENBRETTER - LAME DE PLANCHER 	27	90x18	4656
	ROOF BOARDS - DACHBRETTER - VOLIGES 	40	90x18	5400
	FLOOR FILLET-FUSSBODENLEISTE - CORNIERE DE FINITION DU PLANCHER 		18x18	14 m.
DPL	ROOFING FELT FILLET - DACHPAPPENLEISTE - BAGUETTE DE FIXATION DU FEUTRE BITUMEUX 	2	18x58	3584
DPL	ROOFING FELT FILLET - DACHPAPPENLEISTE - BAGUETTE DE FIXATION DU FEUTRE BITUMEUX 	2	18x58	2719
M12	TREADED ROD M12 - GEWINDESTANGE M12 - TIGE FILETÉE M12 	2		235
M12	TREADED ROD M12 - GEWINDESTANGE M12 - TIGE FILETÉE M12 	2		380
M12	TREADED ROD M12 - GEWINDESTANGE M12 TIGE FILETÉE M12 	4		2000
TB	EAVES BOARD - TRAUFBRETT - BANDEAU DE TOIT 	4	18x120	5438

Pos	DORSET 73, Art.No.709702 Piece list - Stückliste - Liste des pieces			Q.	P (mm)	L (mm)
LPL	FIXING FILLET - FIXIRUNGSLEISTE - PROFIL DE FIXATION		4	20x70	1060	
LPL	FIXING FILLET - FIXIRUNGSLEISTE - PROFIL DE FIXATION		1	20x70	1540	
LPL	FIXING FILLET - FIXIRUNGSLEISTE - PROFIL DE FIXATION		4	20x70	1729	
LPL	FIXING FILLET - FIXIRUNGSLEISTE - PROFIL DE FIXATION		2	20x70	1933	
GL	GABLE MOULDING - GIEBELLEISTE PLANCHE DE RIVE		4	18x120	3612	
KL4	LENGTHENING BOLT FOR TREADED ROD - VERLÄNGERUNGSMUTTER FÜR GEWINDESTANGE - MANCHON DE RACCORDEMENT DE TIGE FILETÉE		4			
KL1	DRIVE NUT TREADED ROD - EINSHLAGMUTTER FÜR GEWINDESTANGE - ÉCROU A FRAPPER POUR TIGE FILITÉE		4			
KL2	NUT FOR TREADED ROD - MUTTER FÜR GEWINDESTANGE - ÉCROU POUR TIGE FILETÉE		4			
KL3	PLAIN WASHER TREADED ROD - UNTERLEGSSCHEIBE FÜR GEWINDESTANGE - RONDELLE PLATE POUR TIGE FILETÉE		4			
HS83	SCREW FOR FIXING FILLET - SCHRAUBEN FÜR FIXIRUNGSLEISTE - VIS POUR PROFIL DE FIXATION		51	3.5x50		
HS32	SCREW FOR EAVES BOARDS - SCHRAUBEN FÜR TRAUFBRETTEN - VIS DE FIXATION POUR BANDEAU DE TOIT		70	3.5x50		
HS16	SCREW FOR GABLE MOULDING - SCHRAUBEN FÜR GIEBELLEISTE - VIS DE FIXATION POUR PLANCHE DE RIVE		32	3.5x50		
NFD	SCREW FOR ROOFING FELT FILLET - SCHRAUBEN FÜR DACHPAPPENLEISTE - VIS POUR BAGUETTE FIXATION FEUTRE BITUMEUX		28	4x40		
HS40	SCREW FOR 1. WALL BEAM - SCHRAUBE FÜR 1. BOHLENREIHE - VIS DE FIXATION DES FONDATIONS		8	5x120		
HS39	SCREW FOR FUNDAMENT - SCHRAUBEN ZUR BEFESTIGUNG FUNDAMENT - VIS POUR FONDATION		30	5x120		
HS42	SCREW FOR GABLE - SCHRAUBEN FÜR GIEBEL - VIS POUR FIXATION DES PIGNONS		4	5x120		
HS48	SCREW FOR Pos.010-012 - SCHRAUBEN FÜR Pos. 010-012 VIS POUR Pos. 010-012		40	6x180		
HS44	SCREW FOR RAFTER - SCHRAUBEN ZUR BEFESTIGUNG DACHSPARREN - VIS POUR CHEVRON		22	6x180		
MS	SCREW FOR DOORSTEP - SCHRAUBEN FÜR TÜRSCHWELLE - VIS DE FIXATION DU SEUIL DE PORTE		3	4.5x65		
SH70	HAMMER BLOCK - SCHLAGHOLZ - CALLE DE FRAPPE		1			
NFF	ZN NAIL FOR FILLETS - ZN NÄGEL FÜR LEISTEN - POINTE POUR CORNIERE		28	1.4x40		
NF2	ZN NAIL FOR ROOF - ZN NÄGEL FÜR DACHBRETTEN - POINTE POUR TOIT		533	2x50		
NH1	ZN NAIL FOR FLOOR - ZN NÄGEL FÜR FUSSBODENBRETTEN - CLOUS POUR PLANCHER		252	2x50		
ORZ	MONTAGE SET FOR DOORS AND WINDOWS - MONTAGE-SET FÜR TÜREN UND FENSTER - JEU DE MONTAGE PORTES ET FENETRES		1			

Pos	DORSET 73, Art.No.709702 Piece list - Stückliste - Liste des pieces	Q.	P (mm)	L (mm)
Premi um TA .0P.b	WINDOW-FENSTER-FENETRE 1100x1729 	1		
Premi um TA .0V.b	WINDOW-FENSTER-FENETRE 1100x1729 	1		
Premium TU.10P	DOOR-TÜR-PORTE 1580x1933 	1		



x = Thickness of terrace/floor boards in front of the door  
x = Stärke der Terrassen - und Fussbodenbretter vor der Tür  
x = Epaisseur du terrasse/plancher en face de la porte

