

**INSTRUCTION MANUAL/BEDIENUNGSANLEITUNG/NOTICE D'UTILISATION/
MANUAL DE INSTRUCCIONES DE USO/MANUALE DI ISTRUZIONI**

! WARNING!
Adults assembly required.
During assembly, keep all
parts away from children.
Check regularly to ensure
all fasteners are tight.

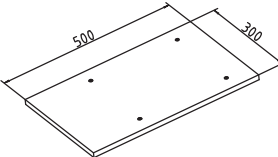
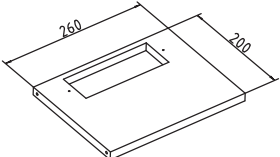
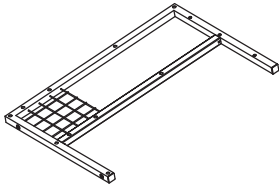
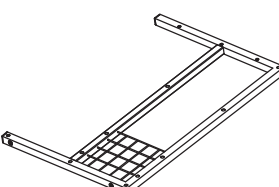
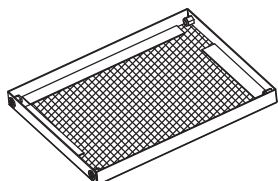
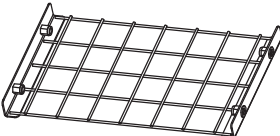
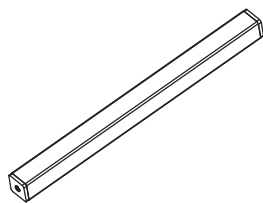
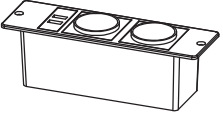
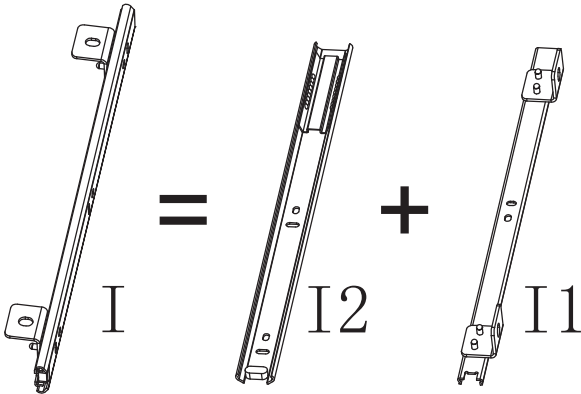
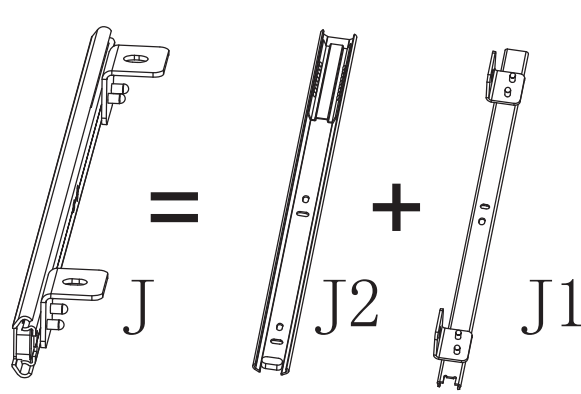
! WARNING!
Die Montage ist von
Erwachsenen durchzuführen.
Halten Sie während der
Montage alle Teile von Kindern
fern.
Überprüfen Sie regelmäßig
den festen Sitz der Schrauben.

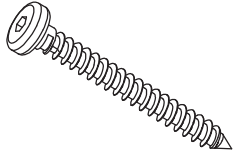
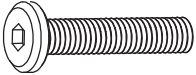
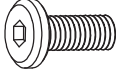
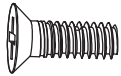

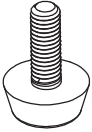
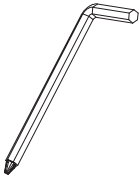
! Attention !
Montage à effectuer par
des adultes.
Pendant le montage, tenez
les éléments
éloignés des enfants.
Vérifiez régulièrement que
toutes les vis
soient serrées.

! ¡Atención!
Se requiere que el montaje sea
llevado a cabo por un adulto.
Durante el montaje, mantenga
todas las piezas fuera del
alcance de los niños.
Verifique regularmente que
todos los tornillos estén
correctamente apretados.

! avvertimento
L'assemblaggio deve essere
effettuato da adulti.
Durante il montaggio
mantenere tutti i pezzi lontano
dalla portata dei bambini.
Controllare regolarmente per
assicurarsi che tutte le
chiusure siano ben strette.

PARTS LIST/STÜCKLISTE/PARTS LIST/LISTA DE PIEZAS/LISTA DEI PEZZI

<p>A</p>  <p>1pc</p>	<p>B</p>  <p>1pc</p>	<p>C</p>  <p>1pc</p>	<p>D</p>  <p>1pc</p>
<p>E</p>  <p>1pc</p>	<p>F</p>  <p>2pcs</p>	<p>G</p>  <p>2pcs</p>	<p>H</p>  <p>1pc</p>
<p>I</p>  <p>1pc</p>		<p>J</p>  <p>1pc</p>	

<p>K</p>  <p>ST5x45 4pcs</p>	<p>L</p>  <p>M6x30 16pcs</p>	<p>M</p>  <p>M6x12 4pcs</p>	<p>N</p>  <p>M3x12 6pcs</p>
<p>O</p>  <p>ST4x15 2pcs</p>	<p>P</p>  <p>4pcs</p>	<p>Q</p>  <p>1pc</p>	

ASSEMBLY/MONTAGE/ASSEMBLAGE/MONTAJE/ASSEMBLAGGIO

