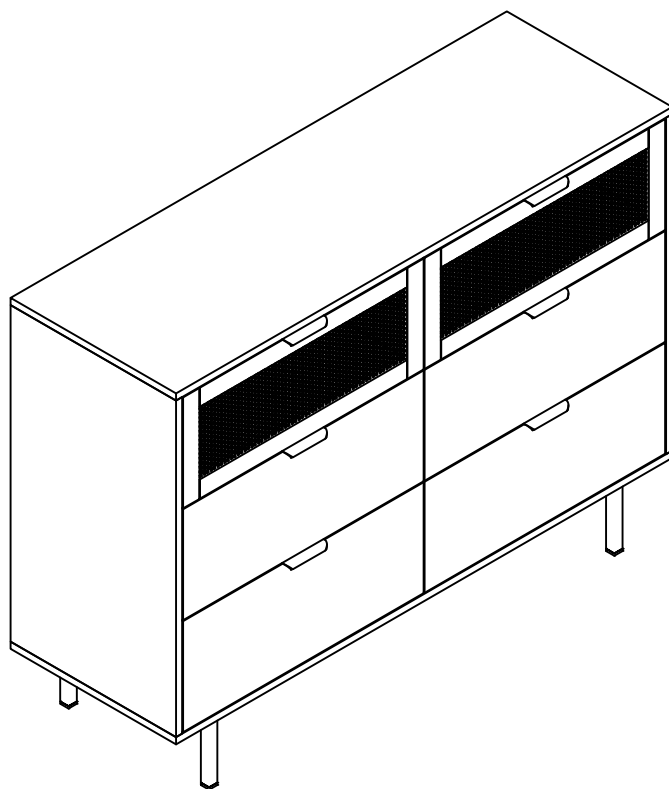


Montageanleitung / Instructions de montage
Assembly Instructions / Instrucciones de montaje

WF325776&WF325777



GB This set comes in 2 boxes. If you do not receive a full set of 2 boxes, please contact our customer service.

DE Dieses Set wird in 2 Schachteln geliefert. Wenn Sie nicht ein komplettes Set von 2 Boxen erhalten, kontaktieren Sie bitte unseren Kundenservice.

FR Ce set est livré en 2 boîtes. Si vous ne recevez pas un jeu complet de 2 boîtes, veuillez contacter notre service clientèle.

English**IMPORTANT ! KEEP FOR FUTURE REFERENCE : READ CAREFULLY**


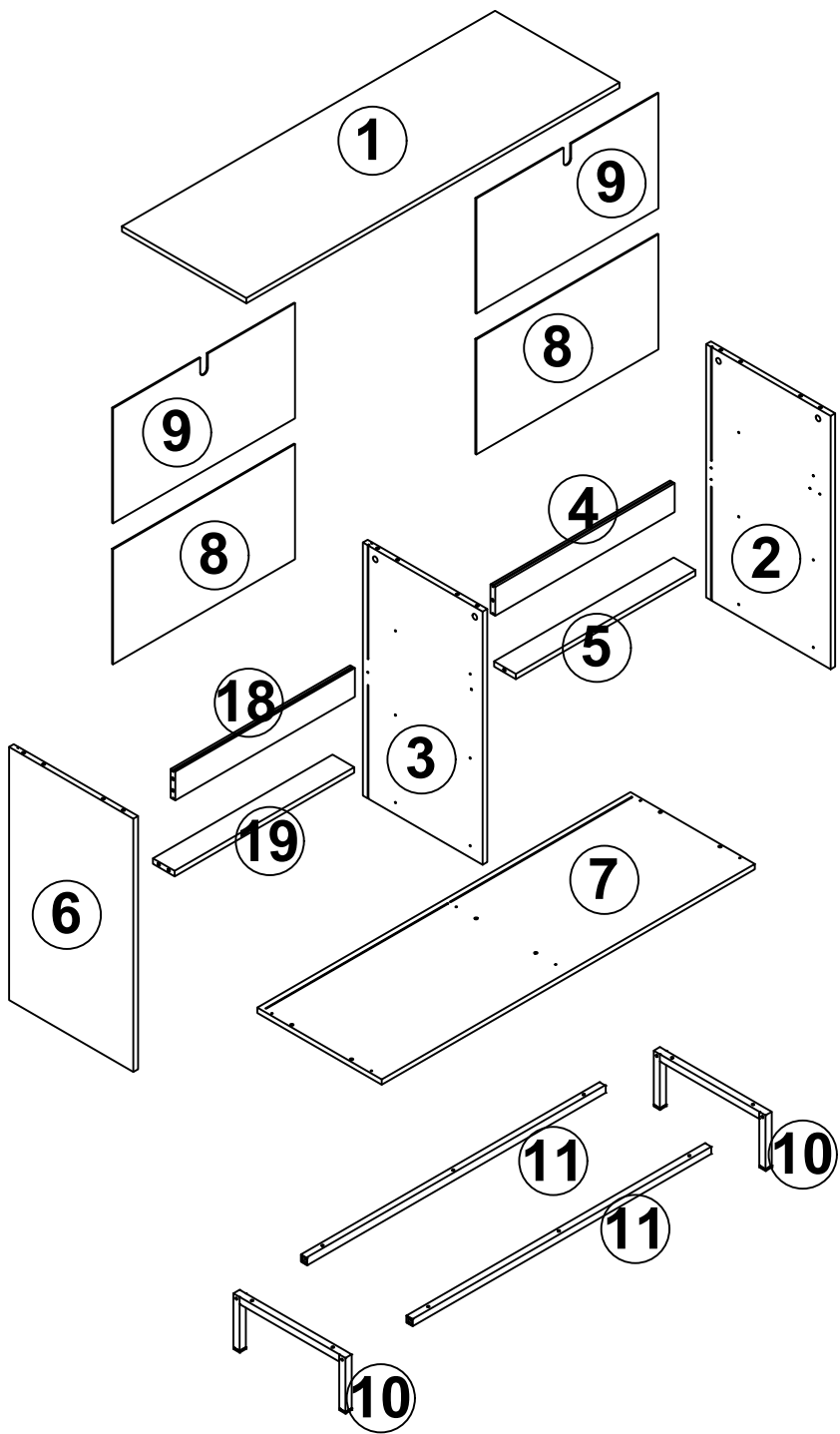
- Keep fittings out of children's reach and keep children well away from construction area.
- This product should only be used on firm level ground.
- Please periodically check all fittings and re-tighten as necessary.
- Please do not sit or stand on your furniture.
- Avoid exposing the furniture to excessive heat or direct sunlight as this can cause deterioration of the colour.
- Unwrap all packaging materials and place the components on top of the carton box or on a clean floor to protect it from damage.

Français**IMPORTANT ! CONSERVER POUR RÉFÉRENCE ULTÉRIEURE : LIRE ATTENTIVEMENT**


- Tenir les raccords hors de portée des enfants et tenir les enfants éloignés de la zone de construction.
- Ce produit ne doit être utilisé que sur un sol ferme et plat.
- Veuillez vérifier régulièrement tous les raccords et les resserrer si nécessaire.
- Ne pas s'asseoir ou se tenir debout sur les meubles.
- Évitez d'exposer le meuble à une chaleur excessive ou à la lumière directe du soleil, car cela peut entraîner une détérioration de la couleur.
- Déballez tous les matériaux d'emballage et placez les éléments sur le dessus de la boîte en carton ou sur un sol propre pour les protéger des dommages.

Deutsch**WICHTIG ! ZUM SPÄTEREN NACHSCHLAGEN AUFBEWAHREN: SORGFÄLTIG LESEN**

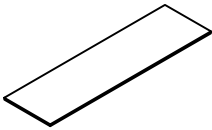

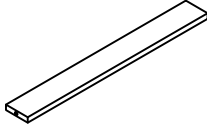
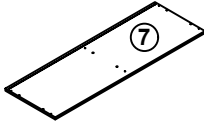
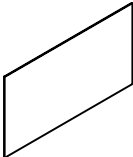
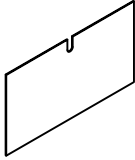
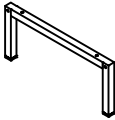
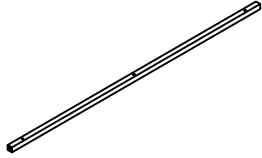
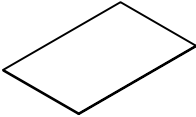

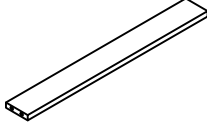
- Wir empfehlen Ihnen, diese Anleitung zum späteren Nachschlagen aufzubewahren. Bewahren Sie Beschläge außerhalb der Reichweite von Kindern auf und halten Sie Kinder von der Baustelle fern.
- Dieses Produkt sollte nur auf festem, ebenem Boden verwendet werden. Überprüfen Sie bitte regelmäßig alle Beschläge und ziehen Sie sie bei Bedarf nach. Bitte setzen oder stellen Sie sich nicht auf Ihre Möbel.
- Vermeiden Sie es, die Möbel übermäßiger Hitze oder direkter Sonneneinstrahlung auszusetzen, da dies zu einer Verschlechterung der Farbe führen kann.
- Packen Sie alle Verpackungsmaterialien aus und legen Sie die Komponenten auf den Karton oder auf einen sauberen Boden, um sie vor Beschädigungen zu schützen.



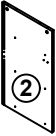
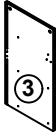

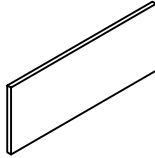
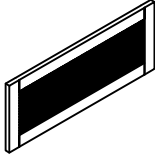
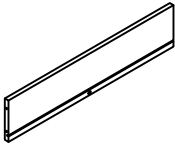
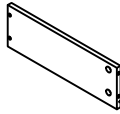
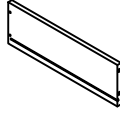
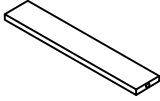
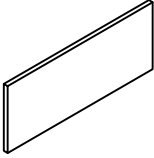
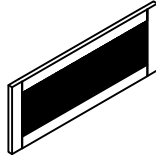
x6

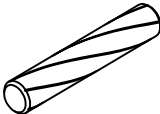
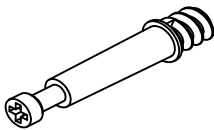

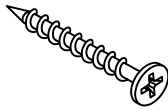
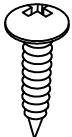

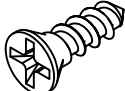
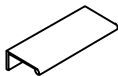
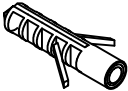
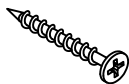


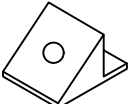


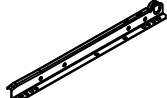
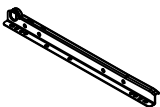



WF326776

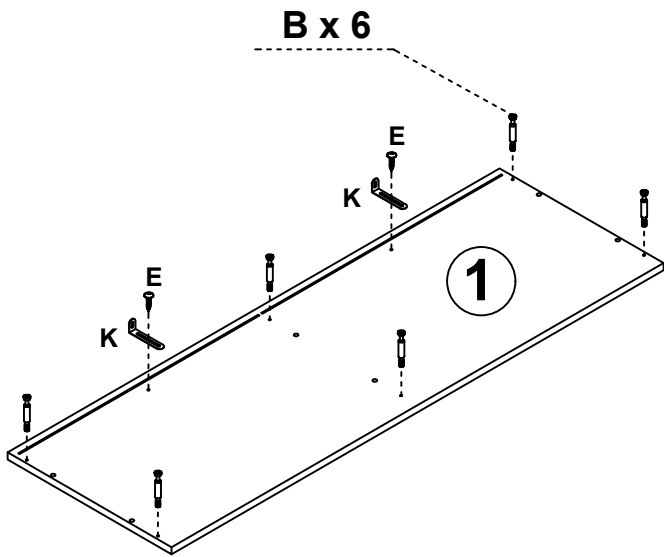
			
① x 1	④ x 1	⑤ x 1	⑦ x 1
			
⑧ x 2	⑨ x 2	⑩ x 2	⑪ x 2
			
⑰ x 6	⑱ x 1	⑲ x 1	

WF326777

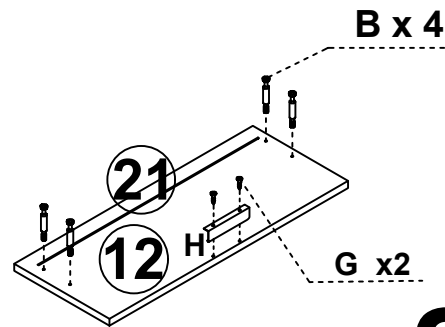
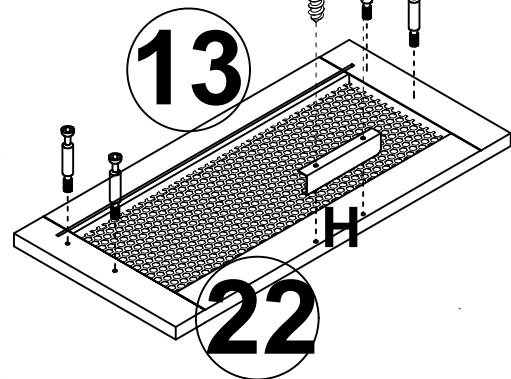
			
② x 1	③ x 1	⑥ x 1	⑫ x 2
			
⑬ x 1	⑭ x 6	⑮ x 6	⑯ x 6
			
⑳ x 6	㉑ x 2	㉒ x 1	

			
Ø6x30mm			Ø4x35mm
A x 12+1	B x 48+2	C x 48+2	D x 32+2
			
Ø4x12mm	Ø6x40mm	Ø3x12mm	
E x 2+1	Fx 4+1	G x 60+3	H x 6
			
I x 2	Ø5x45mm	K x 2	Ø6x30mm
	J x 8+1		Lx 10+1
			
Mx 8+1	Ø3x14mm	CL x 6	DL x 6
	N x 8+1		
			
DR x 6	CR x 6		

1

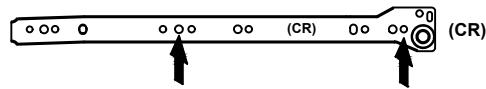
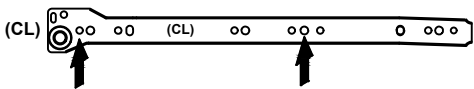


G x 2 B x 4

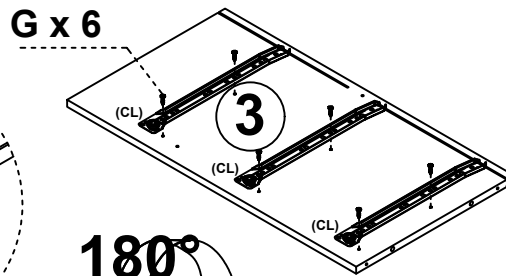
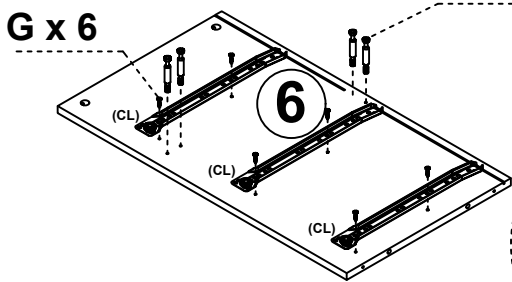


x2

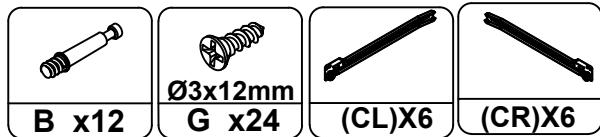
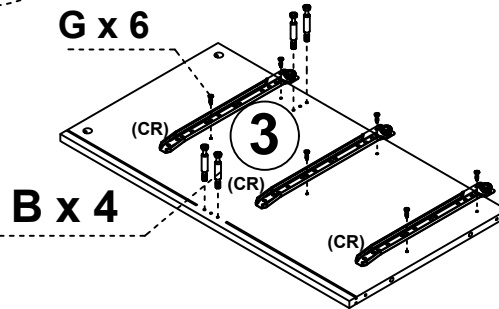
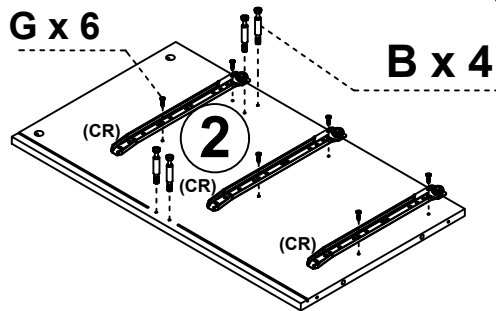
2



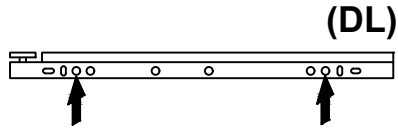
B x 4



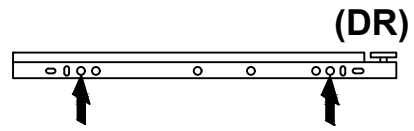
180°



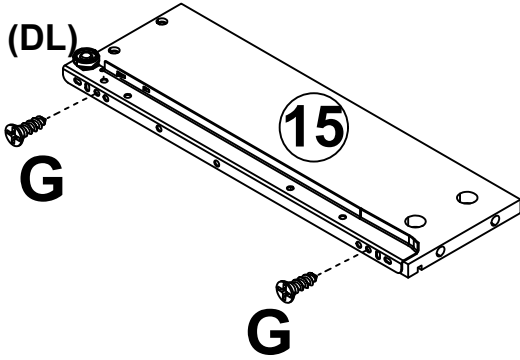
3



(DL)



(DR)

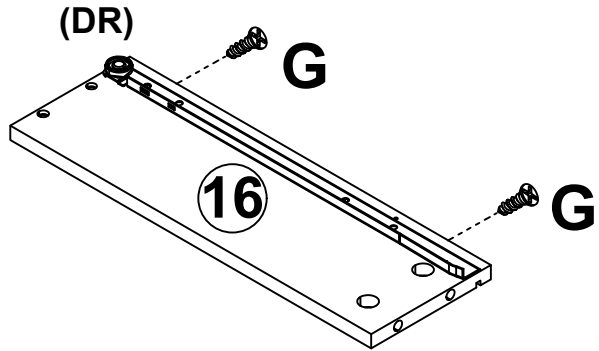


(DL)

G

15

G

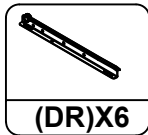


(DR)

G

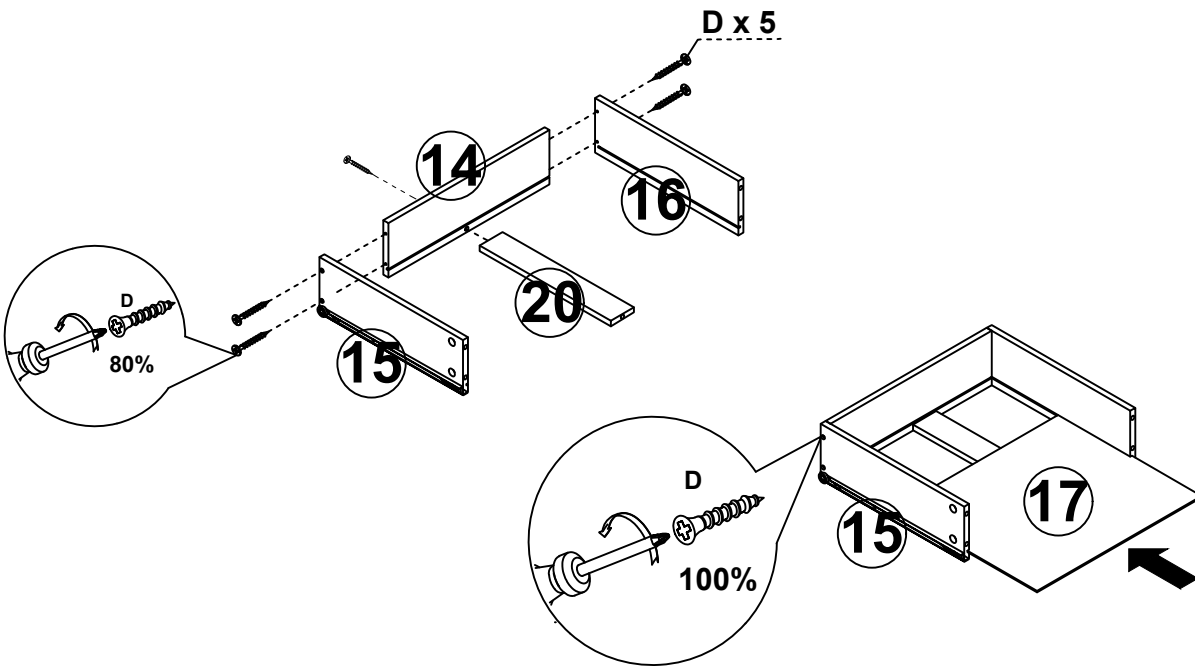
16

G



x6

4



D x 5

14

16

20

15

D
80%

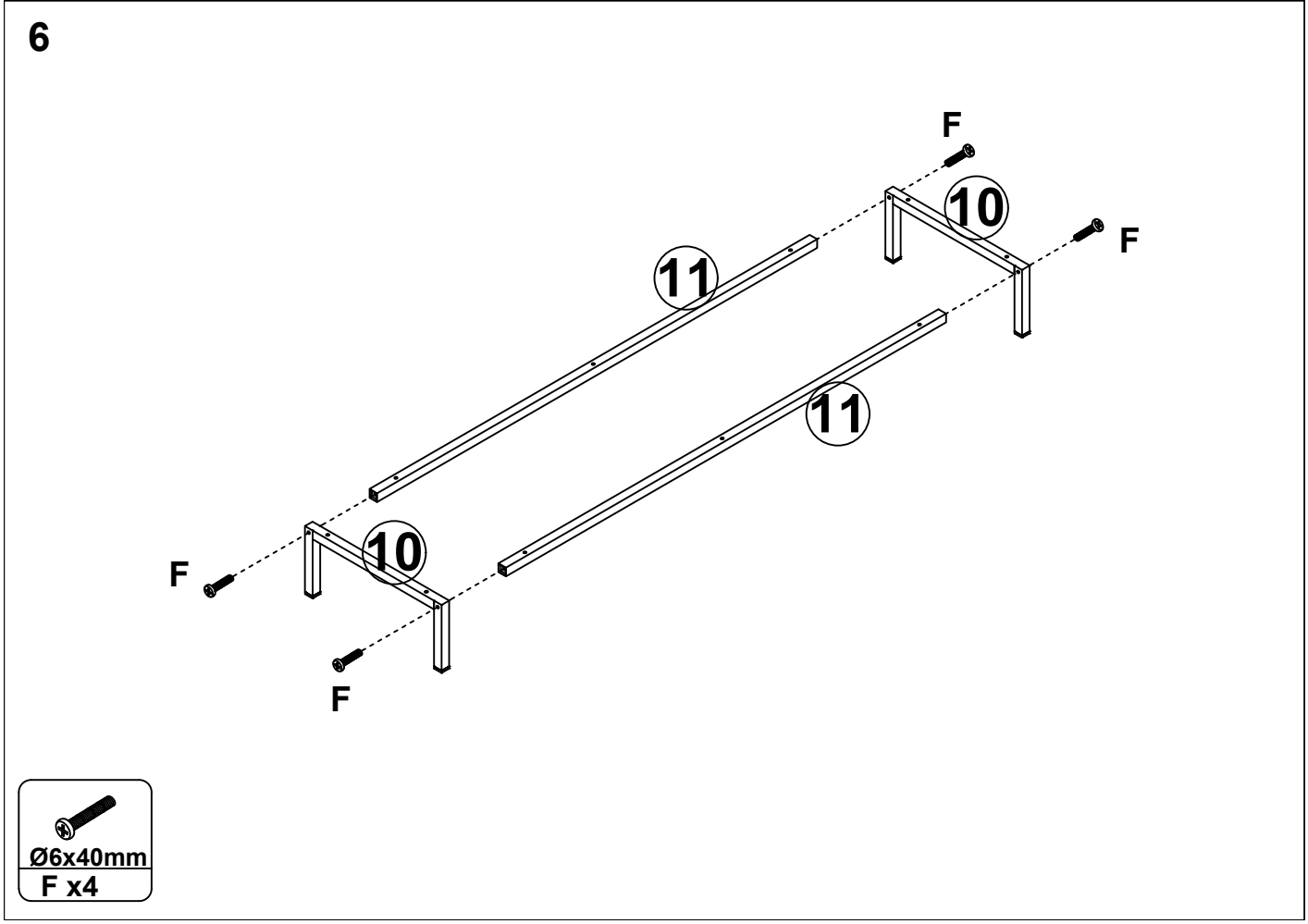
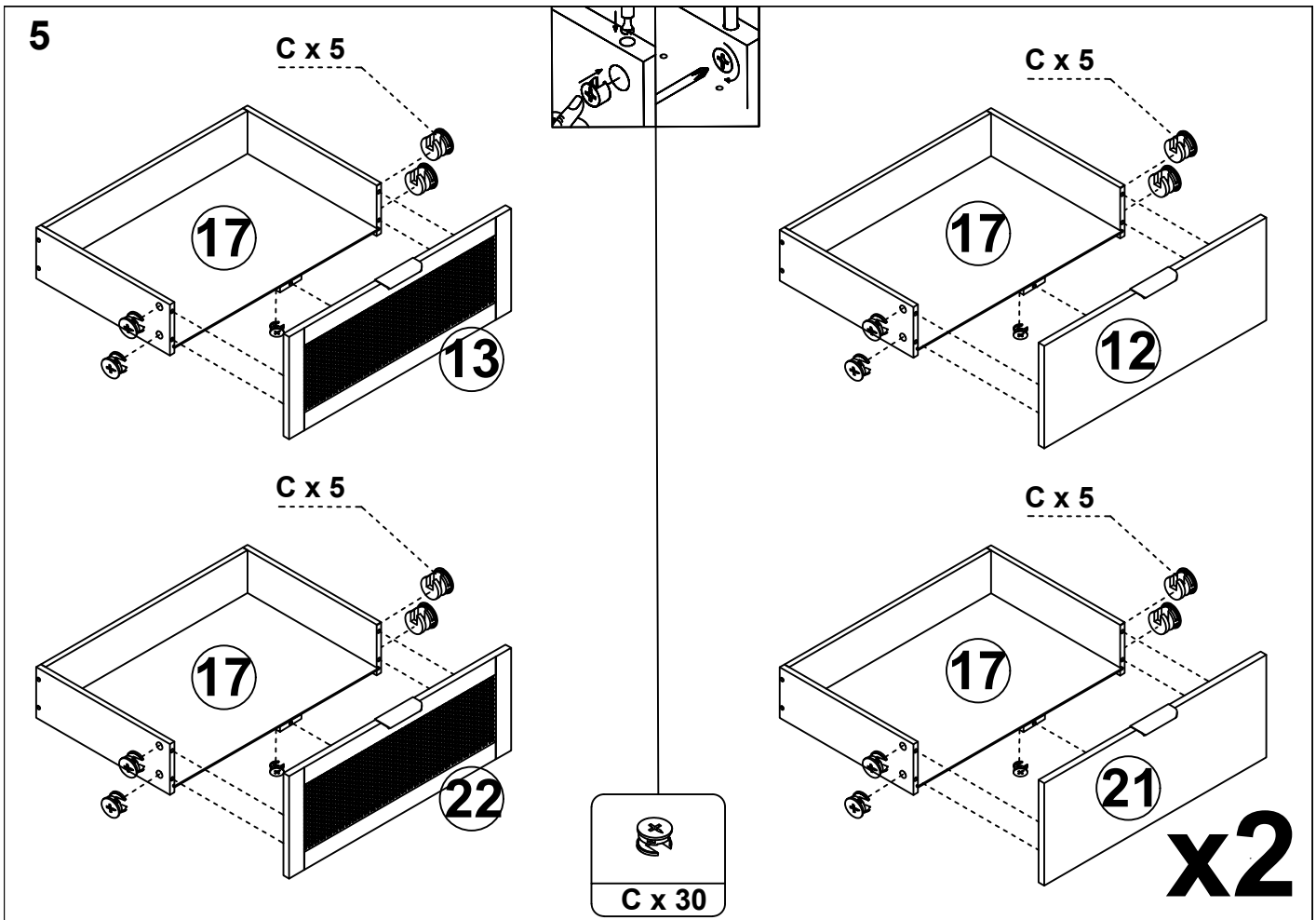
D
100%

15

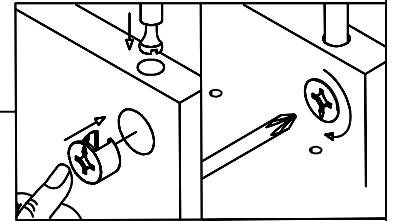
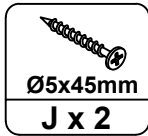
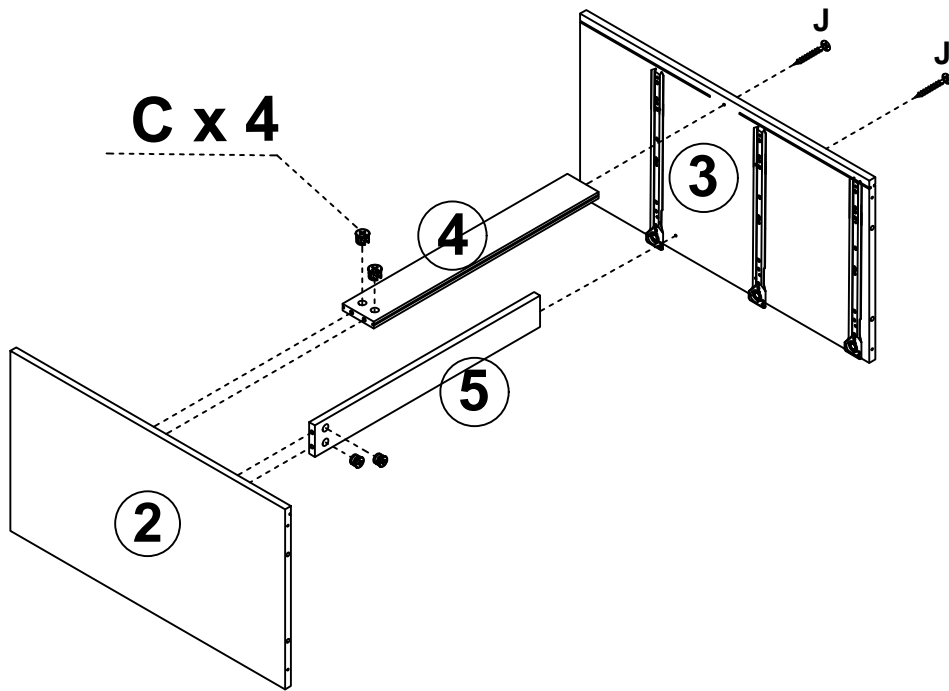
17



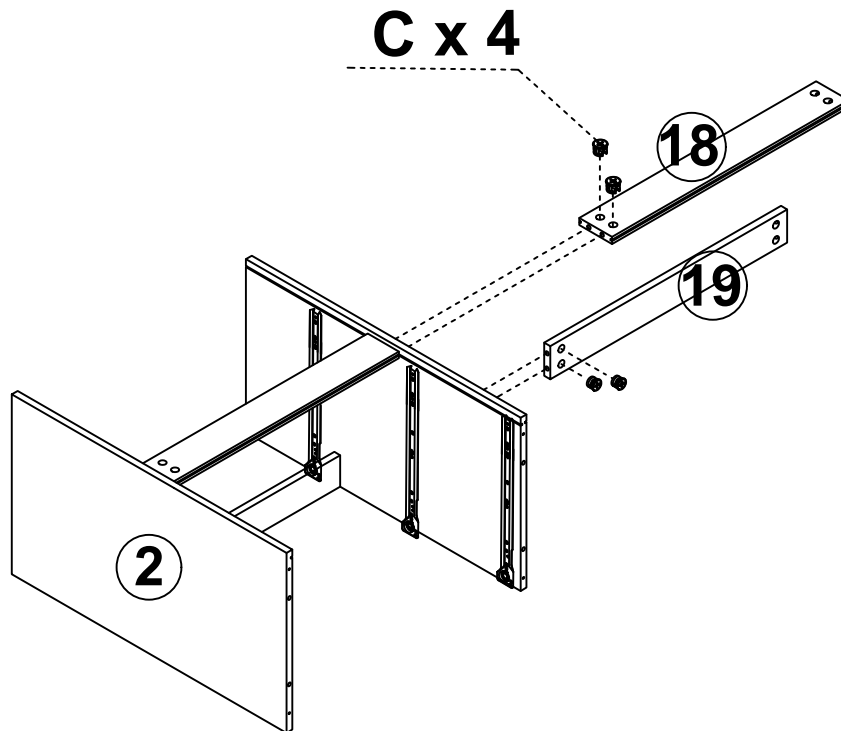
x6



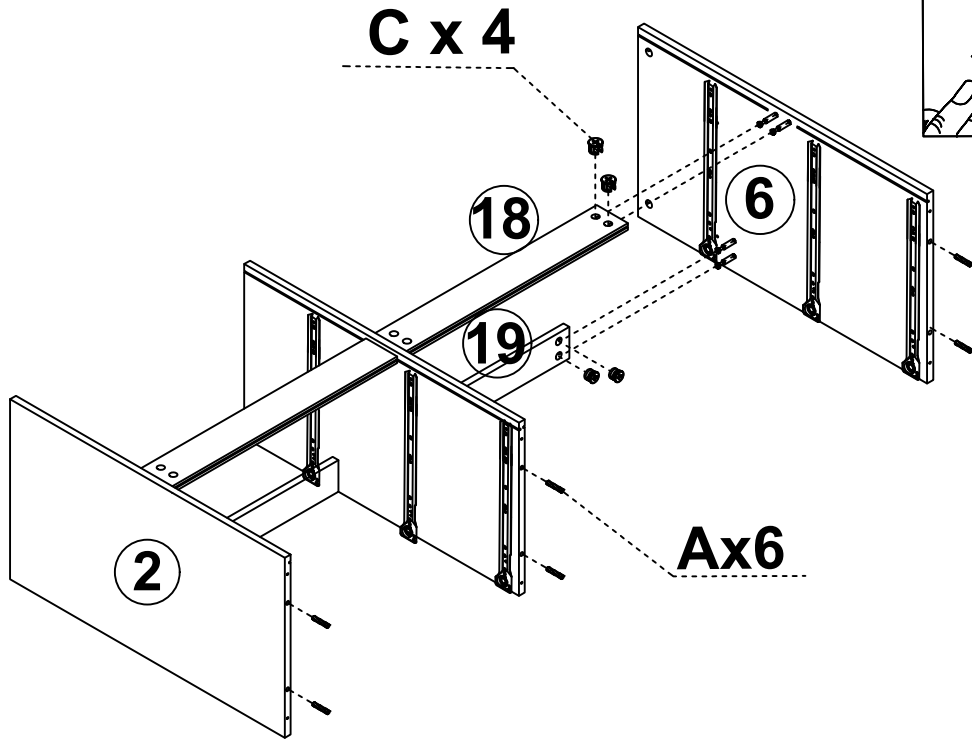
7



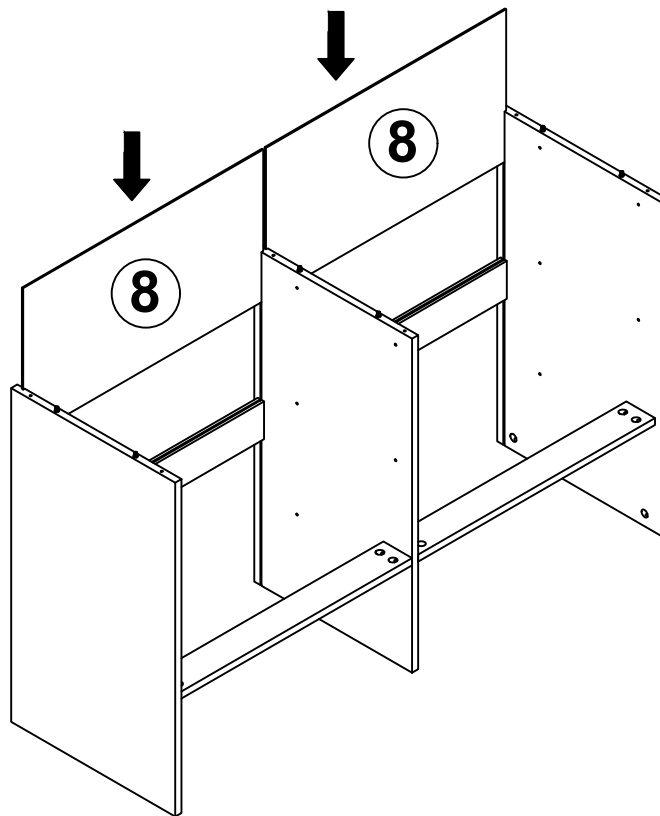
8



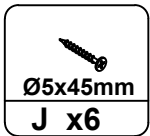
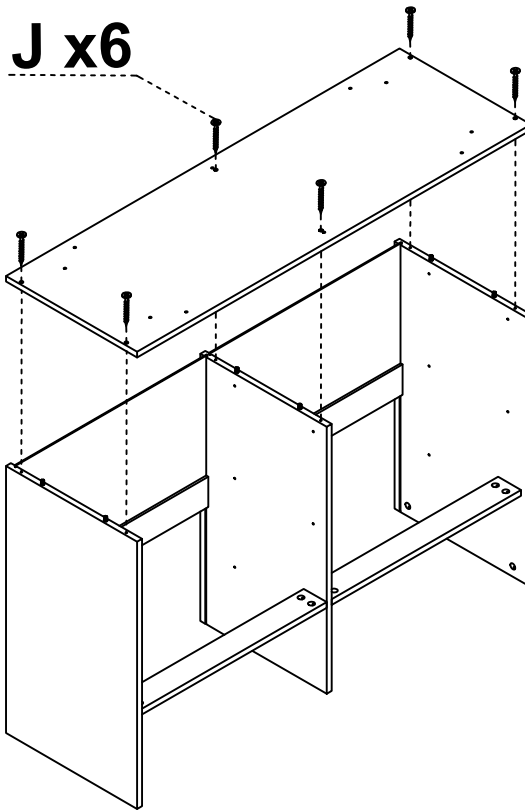
9



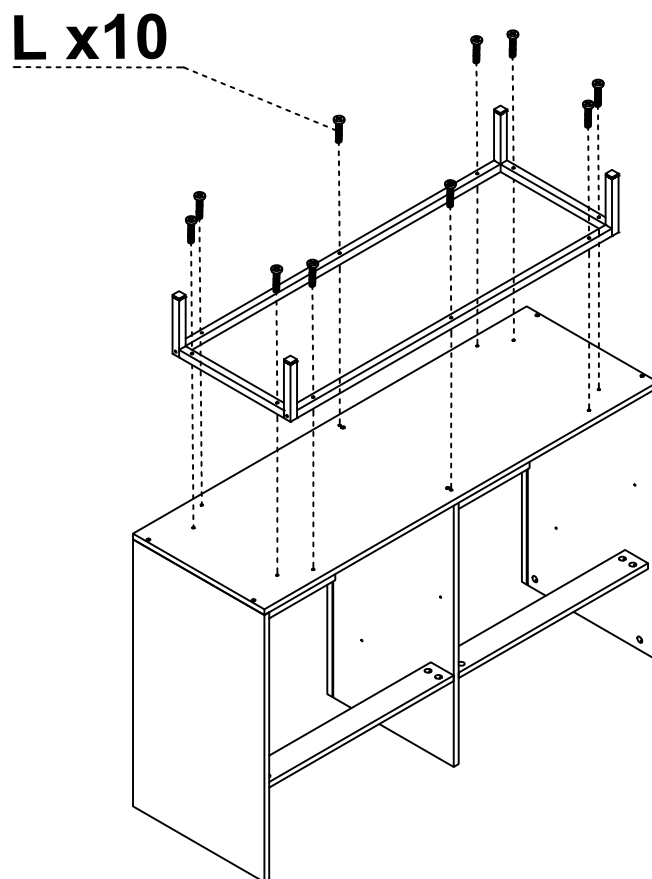
10



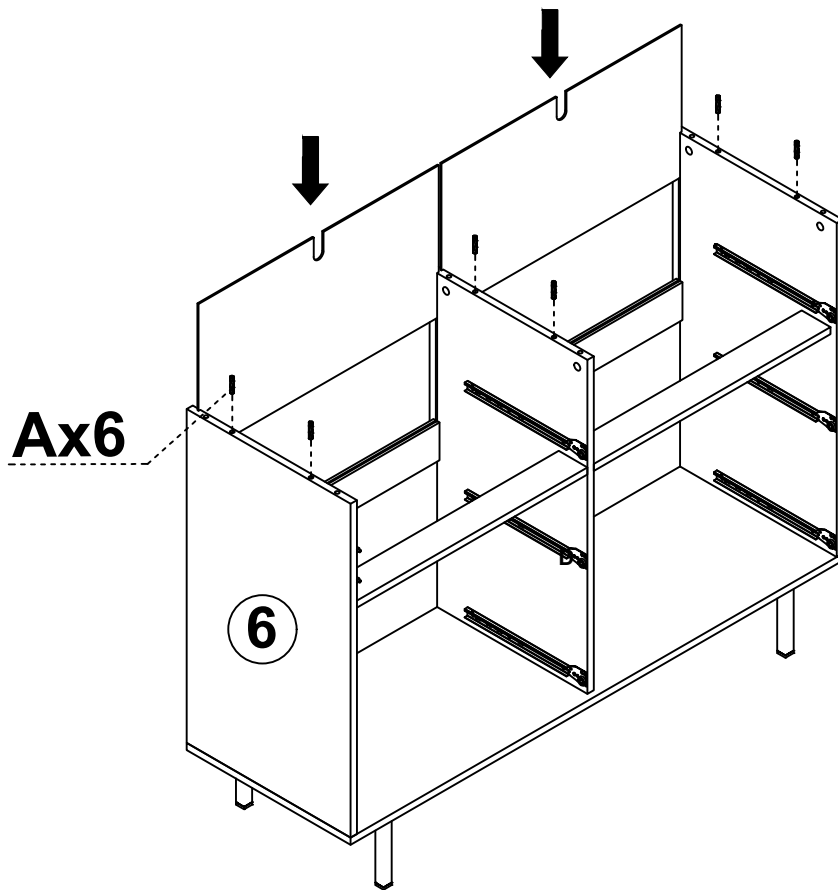
11



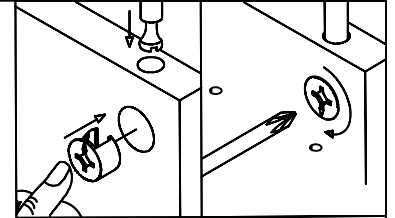
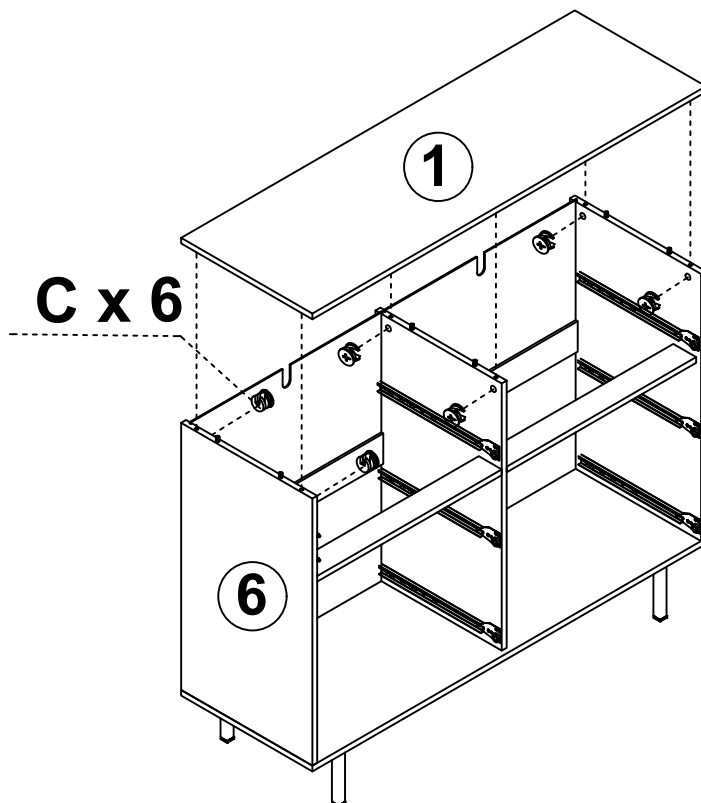
12



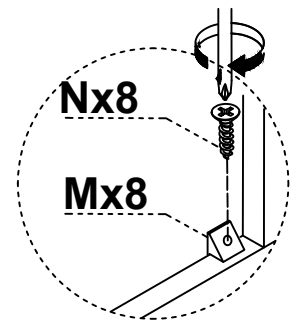
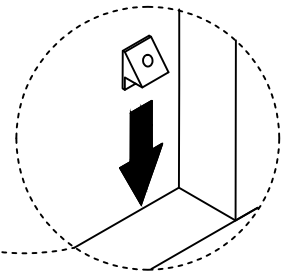
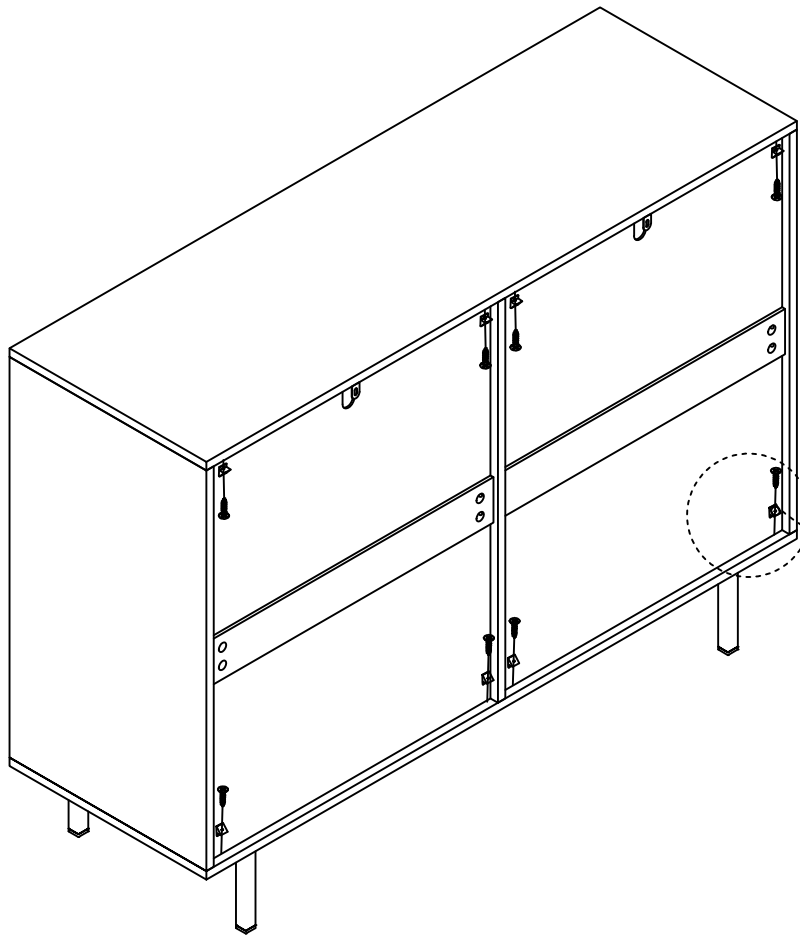
13



14

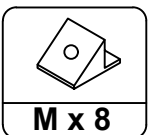


15

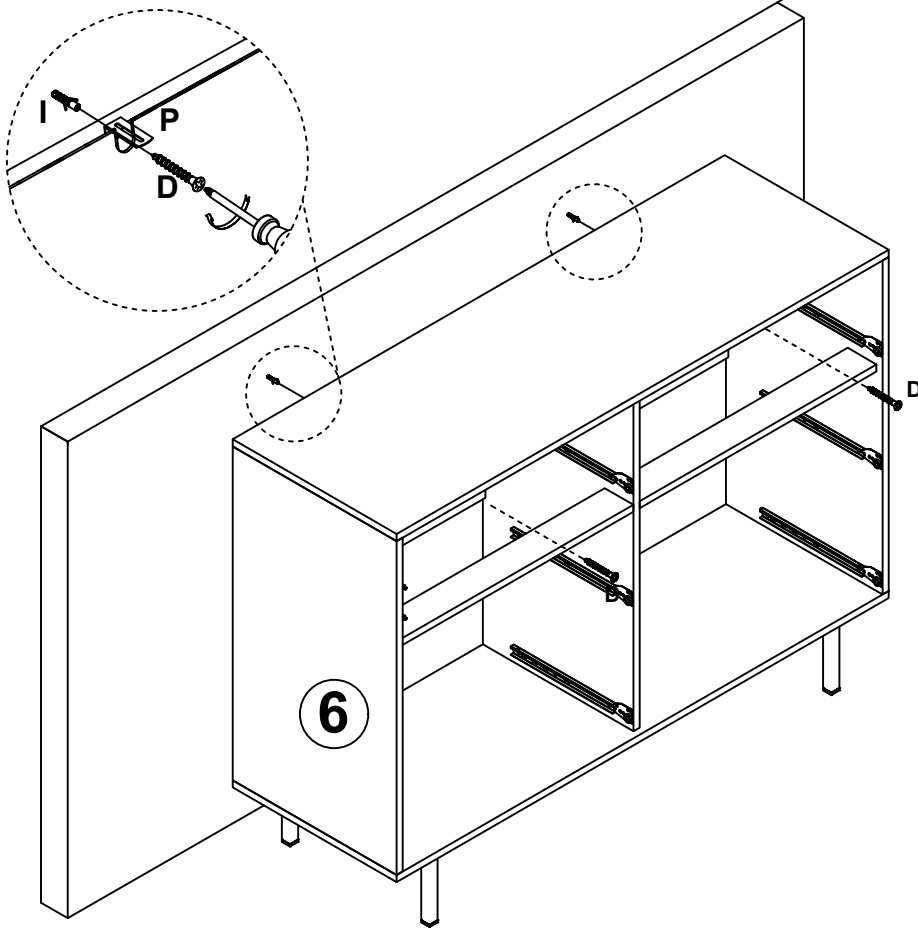


Nx8

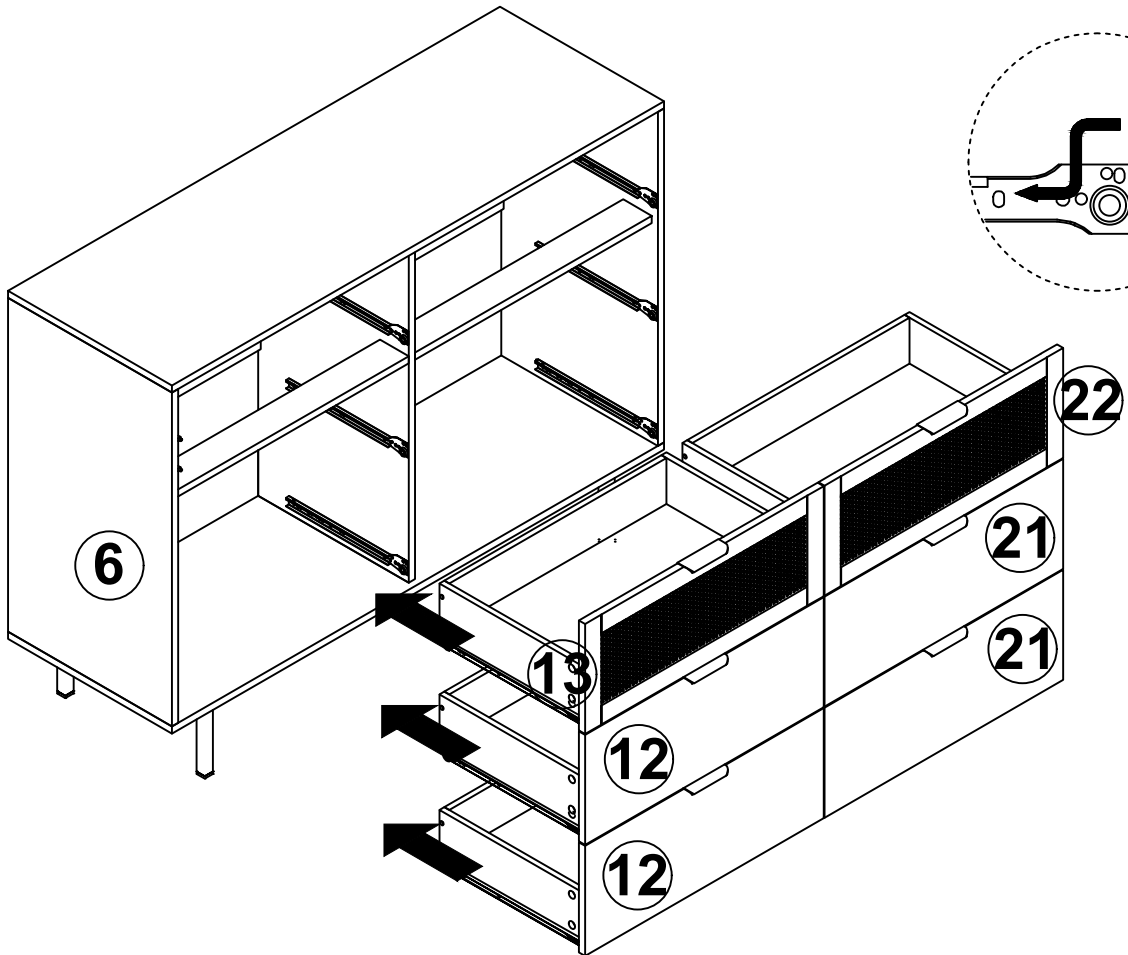
Mx8

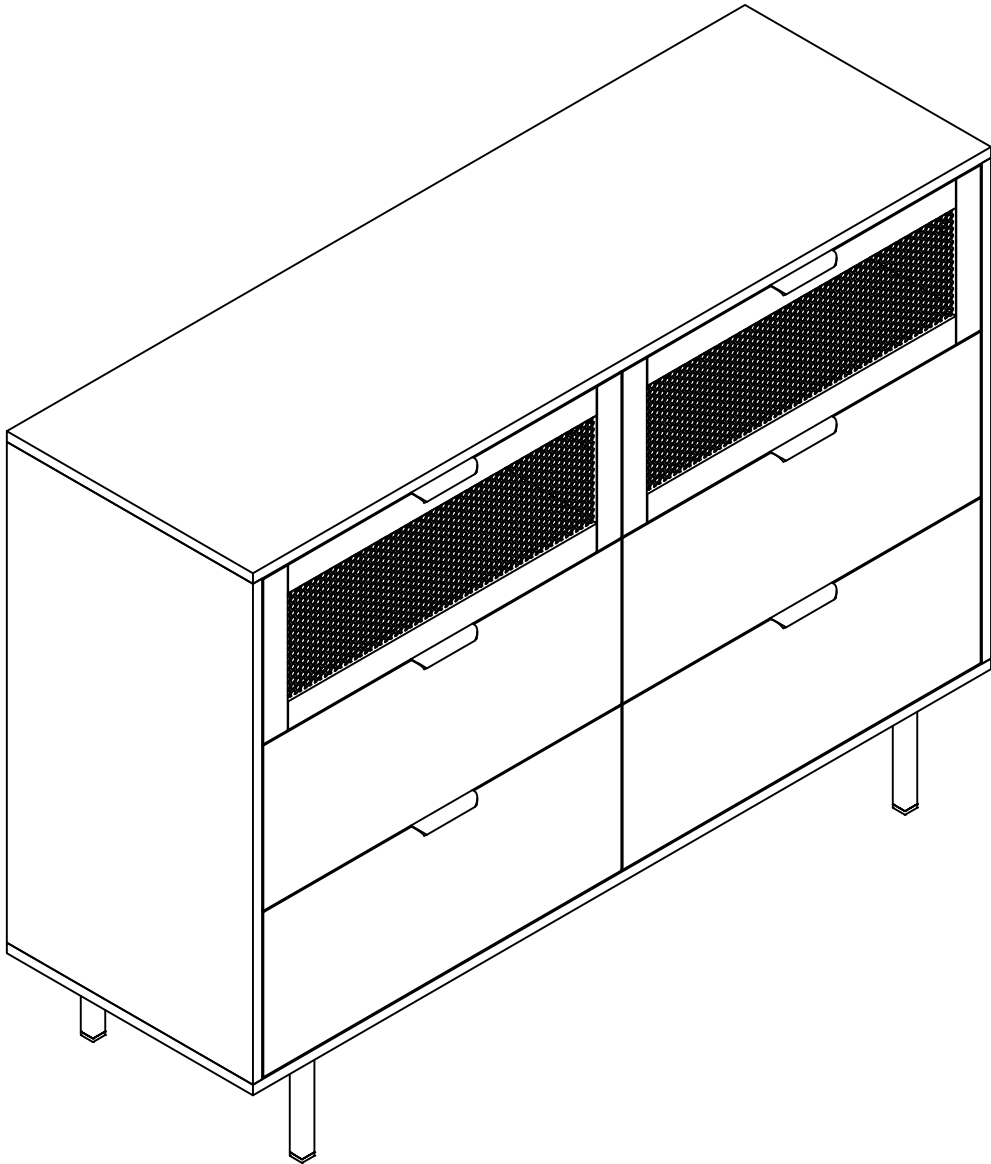


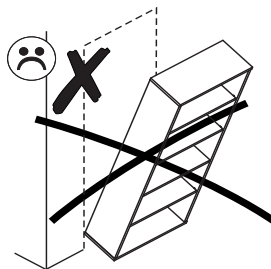

16



17







PL.

UWAGA! Mebel należy trwale zamocować do ściany, aby uniknąć ryzyka związanego z przewróceniem się mebla. W paczce znajdują się elementy mocujące odpowiednie wyłącznie do ścian betonowych lub z pełnej cegły.

Jeśli Twoja ściana wykonana jest z innego materiału lub nie masz pewności co do budowy tej ściany, skonsultuj się w kwestii montażu ze specjalistą.

D.

ACHTUNG! Um alle mit dem Umkippen des Möbels verbundenen Risiken auszuschließen, muss das Möbel fest an der Wand verankert werden. Die im Paket enthaltenen Beschläge für die Wandbefestigung sind ausschließlich für Wände aus Beton oder Vollziegeln geeignet. Sollten die heimischen Wände aus anderem Baumaterial bestehen oder sollte es Zweifel in Hinsicht auf dieses Baumaterial geben, bitte eine Fachkraft zu Rate ziehen.

FR.

ATTENTION! Ce meuble doit être fixé en permanence au mur pour éviter les risques de chute. L'ensemble comprend des moyens de fixation adaptés uniquement aux murs de béton ou de brique. Si votre mur est fait d'un matériau différent ou si vous êtes incertain quant à la construction du mur, consultez un spécialiste.

I.

ATTENZIONE! Il mobile deve essere permanentemente fissato alla parete per evitare i rischi derivanti da un ribaltamento del mobile. La confezione contiene solo elementi di fissaggio adatti per pareti in calcestruzzo o in laterizio pieno. Se la vostra parete è realizzata in materiale diverso o avete dubbi sulla costruzione della parete, consultare uno specialista per un montaggio corretto.

RU.

ПРИМЕЧАНИЕ! Эту мебель необходимо всегда прикреплять к стене, чтобы избежать рисков, связанных с переворотом мебели. В пакете находятся крепительные элементы, которые подходят исключительно к бетонным стенам или из целого кирпича. Если стена изготовлена из другого материала или Вы не уверены относительно строения стены, проконсультируйтесь относительно монтажа со специалистом.

EN.

WARNING! To prevent this furniture from tripping over, fix it to the wall permanently. The package includes fastening elements only suitable for concrete or full-brick walls. If your wall is made of a different material or you are unsure as to the construction of the wall, please consult a specialist regarding installation.

SK.

POZOR! Nábytok musí byť trvalo pripevnený k stene tak, aby sa zamedzilo riziku prevrátenia. V balíku sa nachádzajú upevňovacie komponenty výlučne pre betónové steny alebo steny z plnej tehly. Ak je Vaša stena z iného materiálu alebo ak si nie ste istí, z čoho je stena vyhotovená, vyžiadajte si odbornú pomoc.

CZ.

POZOR! Nábytek je nutné pevně připevnit ke zdi, abychom se vyhnuli riziku spojenému s jeho převrnutím. V balíčku se nacházejí připevňující prvky vhodné výhradně do betonových zdí nebo zdí z plných cihel. Pokud jsou Vaše zdi zhotoveny z jiného materiálu nebo si nejste jejich konstrukcí jisti, konzultujte otázku montáže se specialistou.

RO.

ATENȚIE! Mobila trebuie ancorată permanent în perete pentru a evita riscul de răsturnare a mobilei. Pachetul conține elementele de fixare potrivite numai pentru pereții din beton sau din cărămidă solidă. Dacă peretele Dvs. este realizat dintr-un alt material sau nu sunteți sigur care este structura peretelui, consultați un specialist în privința montajului.

NL.

OPMERKING! De meubelen moeten permanent aan de muur worden bevestigd om te voorkomen dat de meubelen kantelen. Het pakket bevat bevestigingselementen die alleen geschikt zijn voor betonnen of massieve bakstenen muren. Als uw muur van een ander materiaal is gemaakt of als u niet zeker bent over de constructie van deze muur, raadpleeg dan een specialist voor de installatie.

TR.

DİKKAT! Devrilmeye riskini önlemek için mobilya duvara sabitlenmelidir. Pakette, sadece beton veya tam tuğla duvarlara uygun sabitleme elemanları bulunmaktadır. Eğer duvarınız başka bir malzemeyle yapıldıysa veya duvar yapısından emin değilseniz, montaj konusunda bir uzmana danışınız.

AR.

ملاحظة!

يجب تثبيت الأثاث بإحكام إلى الحائط أو الجدار لتجنب خطر انقلابه. تحتوي العبوة على مسامير التثبيت التي تناسب الجدران الخرسانية أو الطوب. إذا كان جدارك مصنوعاً من مادة مختلفة أو لم تكن متأكدًا من مادة بنائه، اسأل المتخصص عن كيفية التثبيت.

E.

¡ATENCIÓN! El mueble debe ser fijado permanentemente a la pared para evitar el riesgo relacionado con el vuelco del mueble. En el paquete hay elementos de fijación adecuados solo para paredes de hormigón o de ladrillo entero. Si su pared está hecha de otro material o no está seguro sobre la construcción de esta pared, consulte el montaje con un especialista.

CN.

注意！本家具需要固定在墙上以免倒塌。本包所包含的固定部件仅适用于混凝土墙及整砖墙。欲使用在其他墙体或不确定墙体时，请向专家询问安装方式。

HR.

NAPOMENA! Namještaj mora biti trajno pričvršćen za zid, kako bi se izbjegao rizik od njegova prevrtanja. U paketu se nalaze elementi za pričvršćivanje prikladni isključivo za betonske zidove ili punu ciglu. Ako je Vaš zid izrađen od drugog materijala ili niste sigurni od čega je napravljen Vaš zid, konzultirajte se sa stručnjakom u vezi sa montažom.

SLO.

POZOR! Pohištvo trajno pritrdite na steno, da preprečite tveganje, da se prevrne. V paketu so pritriljni elementi, ki so ustrezni izključno za betonske stene in za stene iz polne opeke. Če je vaša stena izdelana iz drugih materialov ali niste gotovi glede konstrukcije stene, se o montaži posvetujte s strokovnjakom.

HU.

FIGYELEM! Rögzítse a bútorkat a falhoz, hogy elkerülje a bútor felborulásának kockázatát. A készletben kizárólag beton- vagy téglafalhoz használható kötőelemek találhatók. Ha a fal más anyagból készült, vagy ha nem tudja, milyen falak találhatók otthonában, forduljon szakemberhez.