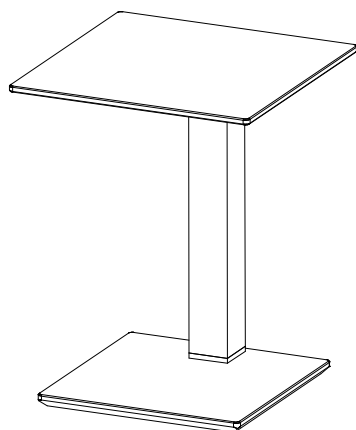
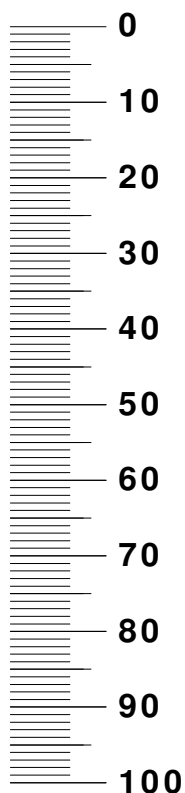
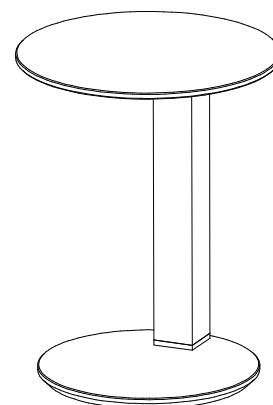
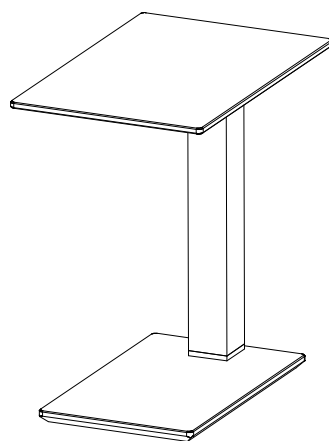


# Modell Rimini Tavolino



Montagebeispiel



**D Montageanleitung**

**GB Assembly instructions**

**FR Notice de montage**

**IT Istruzioni di montaggio**

**NL Handleiding voor de montage**

**PL Instrukcja montażu**

**CZ Montážní návod**

**SK Návod na montáž**

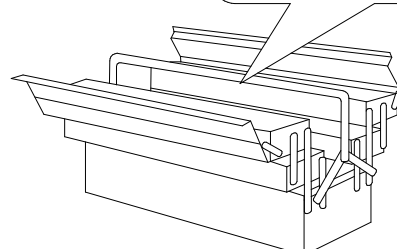
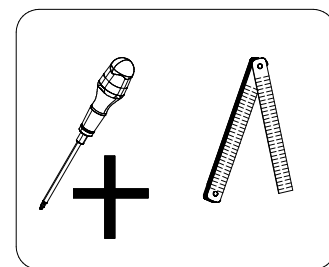

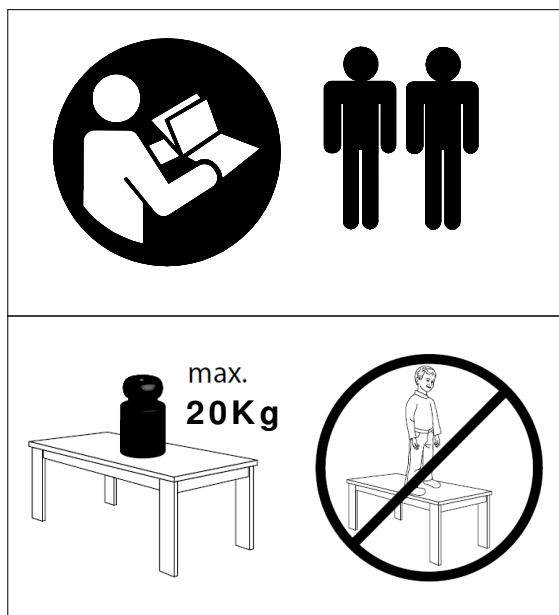
**HU Szerelési útmutató**

**RO Instrucțiuni de montaj**

**TR Montaj talimatı**

**RU Инструкция по монтажу**

06 / 2018

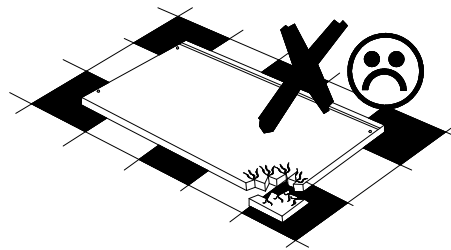




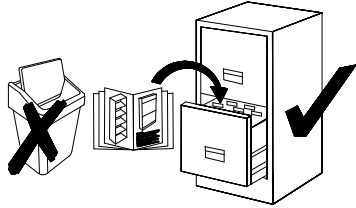


# Service • Assistenza • Dienstverlening • Serwis Servis • Szerviz • Сервисная служба

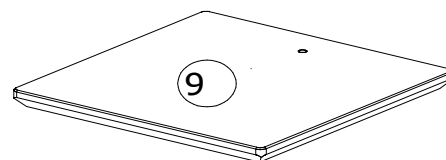
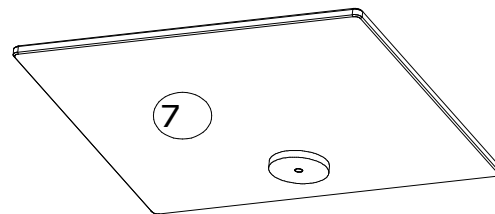
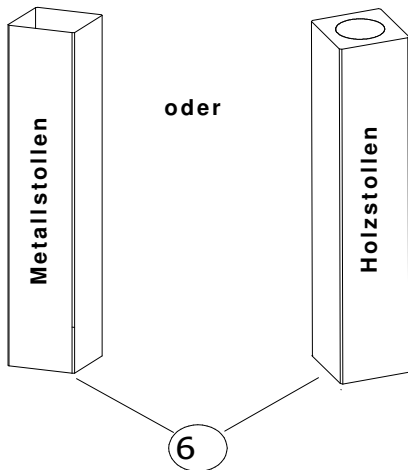
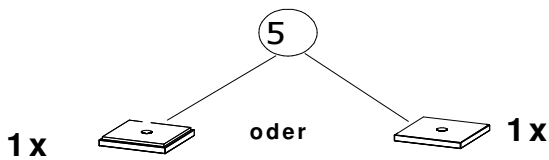
Name • Nom • Nome • Naam •  
Nazwa • Jméno • Názov • Név •  
Denumire • Ísim • Название

Nr. • No. • N° • Номер • Č • Sz

Typ • Type • Tip • Tipus • Tipo •  
Тип



<p>① groß</p> <p>gerade !</p> <p><b>1x</b></p>	<p>② klein</p> <p>gebogen !</p> <p><b>1x</b></p>	<p>③</p>	<p>④</p> <p><b>1x</b></p>	<p>⑤</p> <p><b>4x</b></p>	<p>⑥</p> <p><b>2x</b></p>
--	--	----------	---------------------------	---------------------------	---------------------------



10

