



D - Montageanleitung GB - Assembly instructions NL - Handleiding voor de montage  
 PL - Instrukcja montazu TR - Montaj talimatu RU - Инструкция по монтажу  
 RO - Instrucțiuni de montaj IT - Istruzioni di montaggio FR - Notice de montage  
 SK - Navod na monta CZ - Montážní návod HU - Szerelési utmutató HR - Upute za montažu  
 SI - Navodila za montažo BG - Инструкция заглобяване



1/2

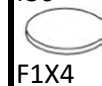
Name-Naam-Nazwa-Isim-Название-Nume-Nome-Nom-Názov-Název-Nev-Ime-Име

# ESTRELLA 2F.OTMBK

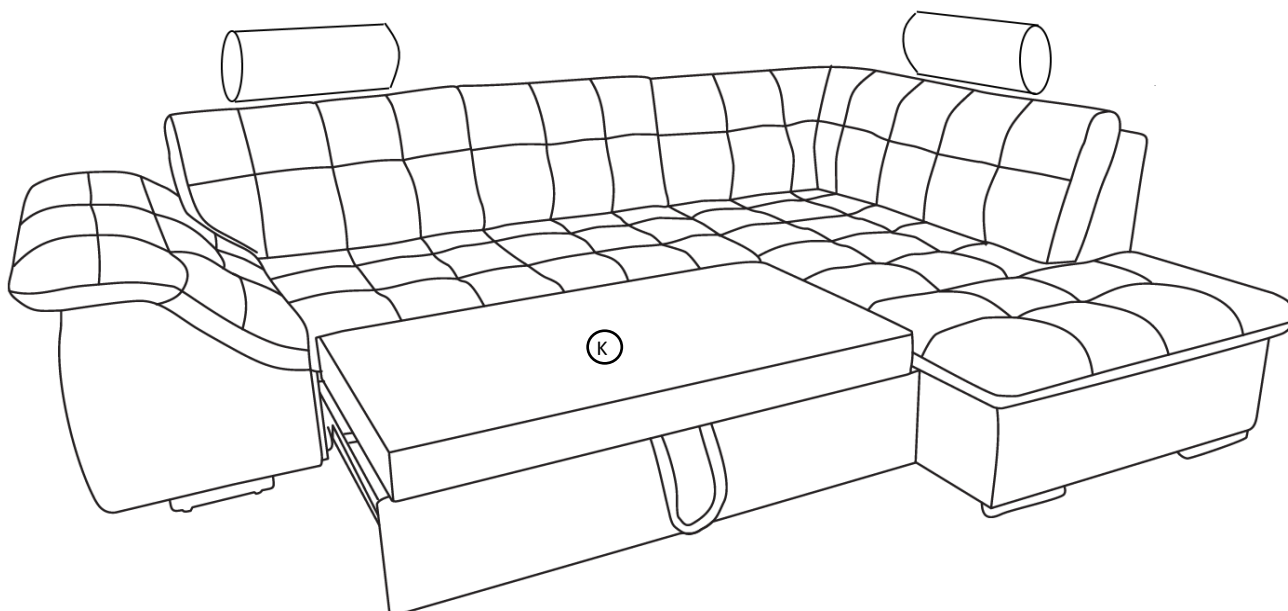
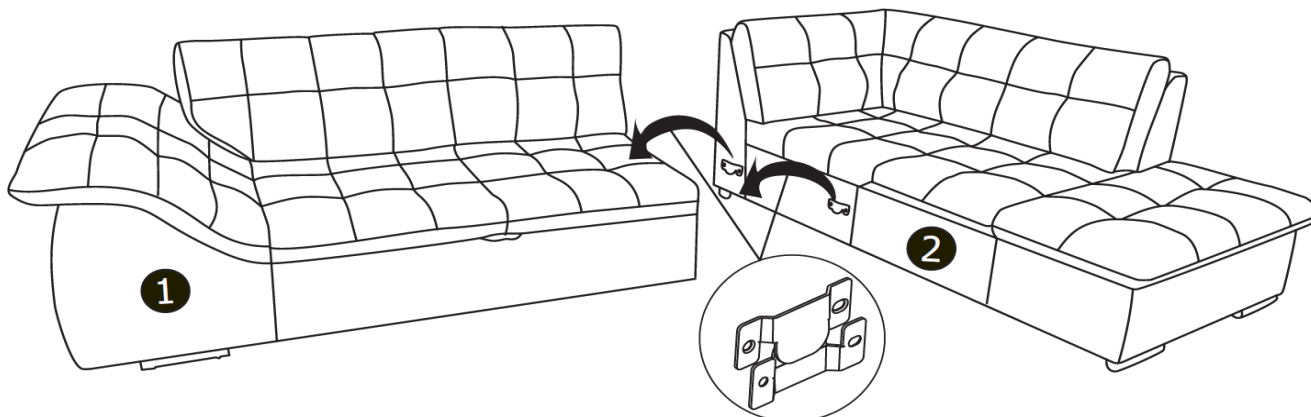


f20



f30




C1X2





D - Montageanleitung GB - Assembly instructions NL - Handleiding voor de montage  
 PL - Instrukcja montazu TR - Montaj talimatu RU - Инструкция по монтажу  
 RO - Instructiuni de montaj IT - Istruzioni di montaggio FR - Notice de montage  
 SK - Navod na monta CZ - Monta ni navod HU - Szerelési utmutató HR - Upute za montažu  
 SI - Navodila za montažo BG - Инструкция за сглобяване



2/2

Name-Naam-Nazwa-Isim-Название-Nume-Nome-Nom-Názov-Název-Nev-Ime-Име

# ESTRELLA 2F.OTMBK

f20



F2X9

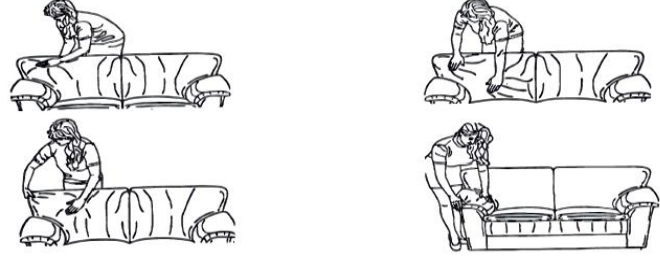
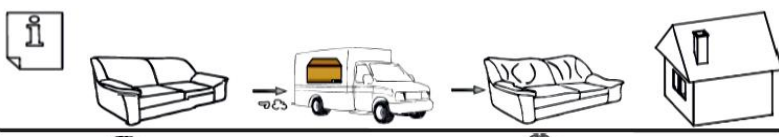

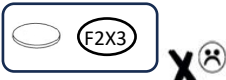
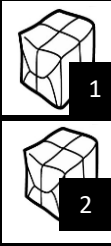
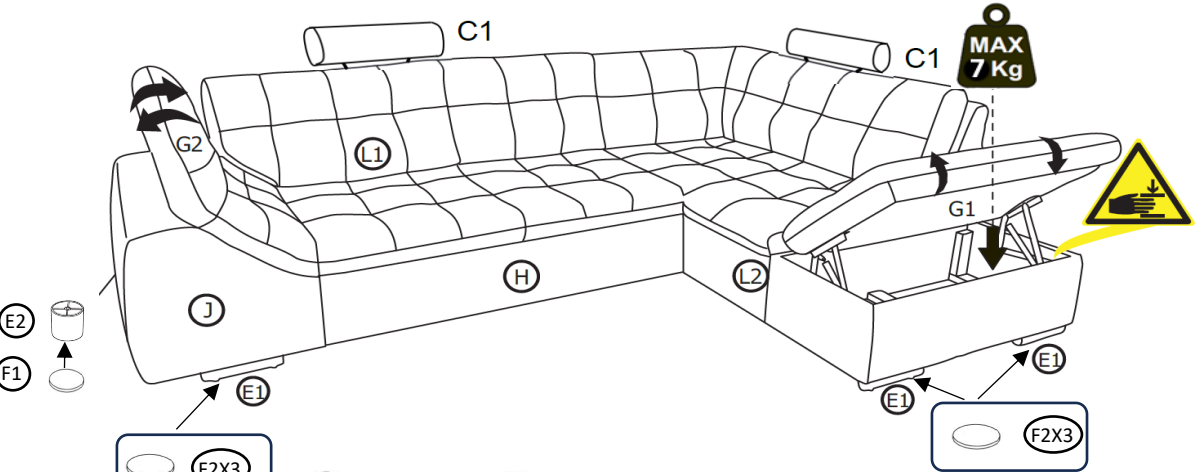
f30



F1X4



C1X2



DE

## Liebe Kundin, lieber Kunde,

Ihr neues Sofa ist nach dem anstrengenden Transport ein wenig „gestresst“ und das sieht man ihm auch an.

Deshalb:

- Streichen, Klopfen und Schütteln Sie alle Polster ein wenig zurecht, so wie es die Zeichnungen zeigen.
- Das verleiht dem Sofa Aussehen, Eleganz und Attraktivität.

Viel Freude an Ihrem neuen Sofa wünscht Ihnen

## Ihre Produktentwicklung

GB

## Dear customer,

Your new sofa is somewhat "stressed" from the strenuous transport as can be seen.

For this reason:

- Smooth, knock, and shake all upholstery somewhat to achieve the appearance shown in the illustrations.
- This leaves your sofa looking prim, elegant, and inviting.

We wish you plenty of enjoyment with your new sofa

## Your product development team

Service-Dienstverlening-Serwis-Servis-Сервисная служба-Serviciu-Servizio-Služby-Szerviz-Storitev-Обслужване

Typ-Type-Tip-Tipo-Tastati-Tipo-Tipus

C1		K			
E1		L1			
E2		L2			
G1		F1			
G2		F2			
G3					
J					
H					

Serien-/Chargen-Nr.-

