

## M 6

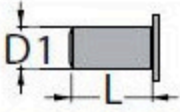
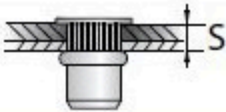
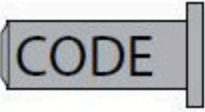


SW = 9,0 mm

SW1 = 9,1 mm

SE = 10,2 mm

D2 = 9,5 mm

k = 0,6 mm

				
9,0 x 16,0 mm	0,5 - 3,0 mm	75506 02200	15000 N	10,0 Nm