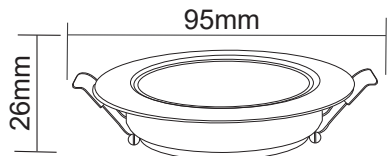
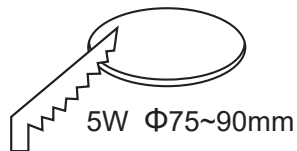


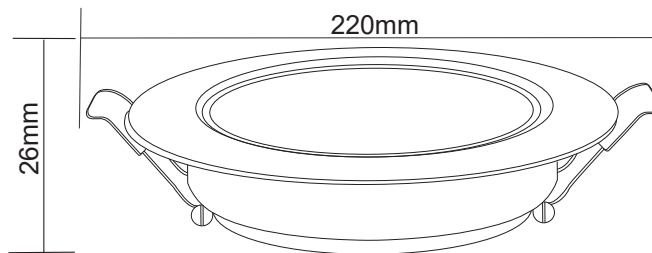
INSTRUCTION



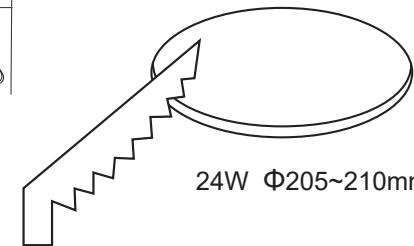
SKU:LB-D001



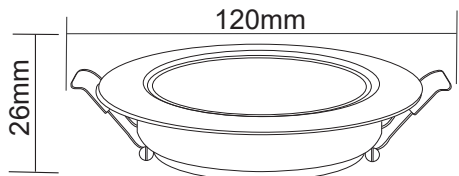
5W Φ 75~90mm



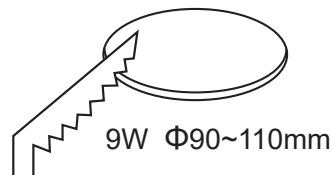
SKU:LB-D005



24W Φ 205~210mm

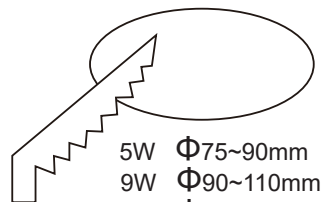


SKU:LB-D002



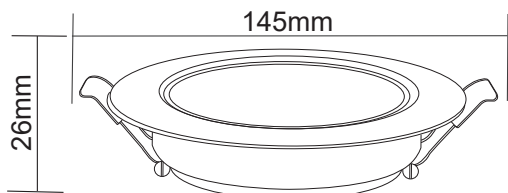
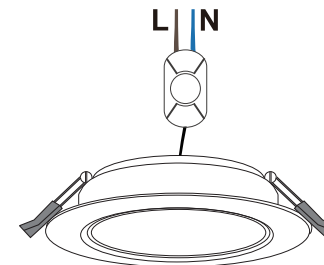
9W Φ 90~110mm

Step 1:
Use tool to cut appropriate hole in the ceiling.

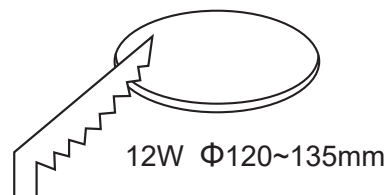


5W Φ 75~90mm
9W Φ 90~110mm
12W Φ 120~135mm
18W Φ 140~160mm
24W Φ 205~210mm

Step 2:
Open the terminal cover, and connect external circuit.

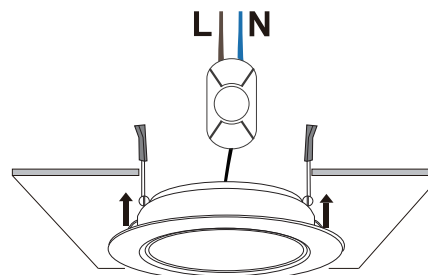


SKU:LB-D003

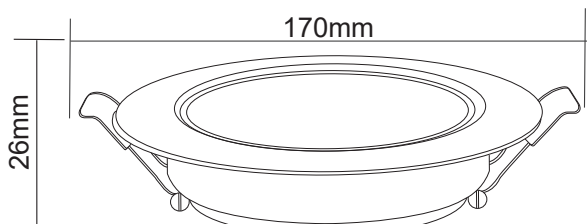
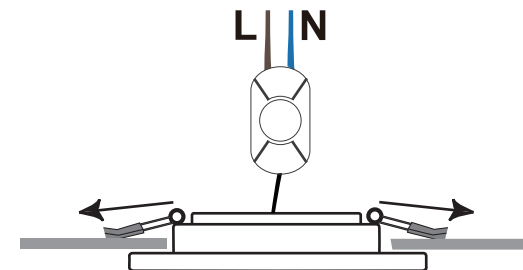


12W Φ 120~135mm

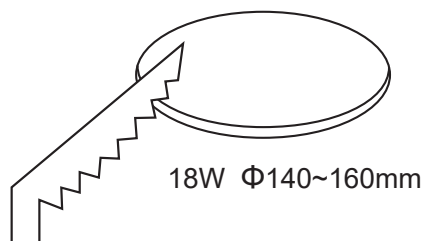
Step 3:
Push up the spring buckles vertically, insert to the ceiling hole.



Step 4:
Release spring buckles to fasten lamp in ceiling.



SKU:LB-D004



18W Φ 140~160mm

Power	5W	9W	12W	18W	24W
Input Voltage	AC170-265V, 50Hz/60Hz				
Lighting Source	SMD2835 LED				
Lighting Brightness	500Lm	900Lm	1200Lm	1800Lm	2400Lm
Lighting Color	3000K-4000K-6000K				
CRI	CRI>80				
Beam Angle	120°				
Waterproof Rate	IP54				

DE

LED Einbaustrahler

Leistung	5W	9W	12W	18W	24W
Eingangsspannung	AC170-265V, 50Hz/60Hz				
Lichtquelle	SMD2835 LED				
Beleuchtungshelligkeit	500Lm	900Lm	1200Lm	1800Lm	2400Lm
Beleuchtungsfarbe	3000K-4000K-6000K				
CRI	CRI>80				
Beleuchtungswinkel	120°				
Wasserdichte Rate	IP54				

Installationsmethoden:

1. Verwenden Sie ein Werkzeug, um das entsprechende Loch in die Decke zu schneiden.
Bitte schalten Sie den Strom vor der Installation aus.
2. Öffnen Sie die Klemmenabdeckung und schließen Sie den externen Stromkreis an.
3. Drücken Sie die Federschnallen senkrecht nach oben, führen Sie sie in das Deckenloch ein.
4. Lösen Sie die Federschnallen, um die Lampe in der Decke zu befestigen.

NOTIZ: LED-Komponenten sind für dauerhaften Betrieb auf der Leiterplatte integriert und nicht austauschbar.

FR

Lampe Encastrable LED

Pouvoir	5W	9W	12W	18W	24W
Tension	AC170-265V, 50Hz/60Hz				
Source d'éclairage	SMD2835 LED				
Luminosité de l'éclairage	500Lm	900Lm	1200Lm	1800Lm	2400Lm
Couleur d'éclairage	3000K-4000K-6000K				
CRI	CRI>80				
Angle d'éclairage	120°				
Tarif étanche	IP54				

Méthodes d'installation:

1. Utilisez l'outil pour couper le trou approprié dans le plafond.
2. Ouvrez le couvercle des bornes et connectez le circuit externe.
3. Poussez les boucles à ressort verticalement, insérez-les dans le trou du plafond.
4. Relâchez les boucles à ressort pour fixer la lampe au plafond.

AVIS: Les composants LED sont intégrés sur PCB pour un fonctionnement durable, non remplaçable.

Imported By:

Ningbo Shi Lin Bao Dianzi Shangwu Youxian Gongsi
Zhejiang Sheng Ningbo Shi Haishu Qu
Hui Tou Xiang 1 Hao 1224 Shi

✉ service@enuotek.com
🌐 www.enuotek.com



IT

Lampada LED da Incasso

Energia	5W	9W	12W	18W	24W
Voltaggio	AC170-265V, 50Hz/60Hz				
Fonte di Illuminazione	SMD2835 LED				
Luminosità di Illuminazione	500Lm	900Lm	1200Lm	1800Lm	2400Lm
Colore di Illuminazione	3000K-4000K-6000K				
CRI	CRI>80				
Angolo del Fascio Luminoso	120°				
Tasso Impermeabile	IP54				

Metodi di installazione:

1. Utilizzare lo strumento per tagliare il foro appropriato nel soffitto.
2. Aprire il coperchio del terminale e collegare il circuito esterno.
3. Spingere verso l'alto le fibbie a molla verticalmente, inserirle nel foro del soffitto.
4. Rilasciare le fibbie a molla per fissare la lampada al soffitto.

AVVISO: I componenti LED sono integrati su PCB per un funzionamento duraturo, non sostituibili.

ES

Lampara Empotrables LED

Power	5W	9W	12W	18W	24W
Voltaje	AC170-265V, 50Hz/60Hz				
Fuente de iluminación	SMD2835 LED				
Brillo de iluminación	500Lm	900Lm	1200Lm	1800Lm	2400Lm
Color de iluminación	3000K-4000K-6000K				
CRI	CRI>80				
Ángulo de haz	120°				
Tasa impermeable	IP54				

Métodos de instalación:

1. Use la herramienta para cortar el orificio apropiado en el techo.
2. Abra la tapa del terminal y conecte el circuito externo.
3. Empuje las hebillas de resorte verticalmente, insértelas en el orificio del techo.
4. Suelte las hebillas de resorte para sujetar la lámpara en el techo.

DARSE CUENTA: Los componentes LED están integrados en PCB para un funcionamiento duradero, no reemplazable.

Manufactured By:

Ningbo Shuncan Photovoltaic Co.,Ltd.
No 188, Changyang Road, Jiangbei District,
Ningbo City,315033 Zhejiang, P.R.China

UKCA **REP** Sea&Mew Accounting Ltd
10 Duke Street, Coventry CV5 8BZ
Compliance.SM@outlook.com

EC **REP** Like Sun GmbH
Planckstr.59 45147 Essen
ec-connection@web.de

Made in China