




ASSEMBLY INSTRUCTION

- A 3.5*40 8+2 pcs
- B 3.0*38 12+2 pcs
- C 3.0*25 12+2 pcs
- D 3.0*16 8+2 pcs
- E  8 pcs
- L  1 pc
- F  4 pcs

