
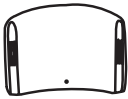















Montageanleitung
für
JOHAN
Sessel

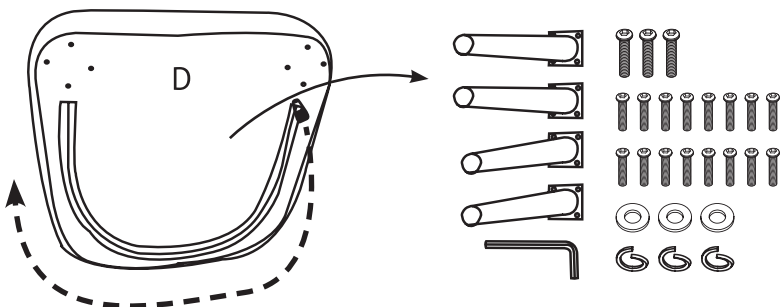


98131-98135

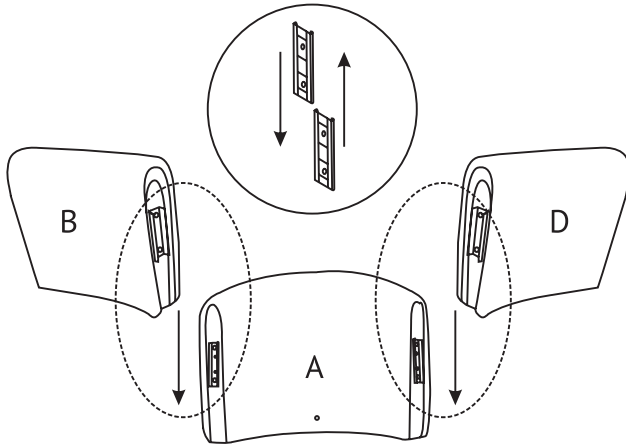
Nr.	Form	Anzahl
A		1
B		1
C		1
D		1
E		1
F		2

Nr.	Form	Anzahl
G		2
H		3
I		16
J		3
K		3
L		1

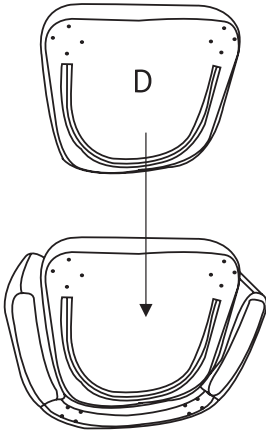
Reißverschluss auf Unterseite von Teil D öffnen und Schrauben und Beine entnehmen:



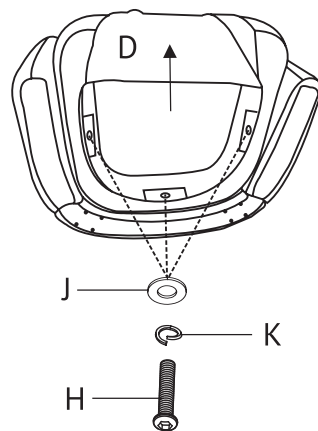
1



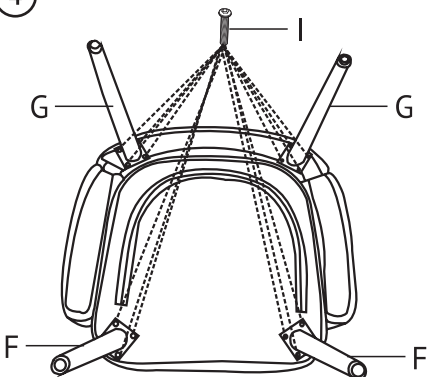
2




3



4



5





Vielen Dank für Ihren Einkauf!

**Falls Sie Unterstützung benötigen, können
Sie sich gerne an unser Service Team wenden:**

+49 2203 94 79 300
service@svita-shop.de
www.svita-shop.de

Clic-Trade GmbH
Stollwerckstr. 27-31
51149 Köln
www.clictrade.gmbh