




D - Montageanleitung GB - Assembly instructions NL - Handleiding voor de montage
 PL - Instrukcja montazu TR - Montaj talimatı RU - Инструкция по монтажу
 RO - Instrucțiuni de montaj IT - Istruzioni di montaggio FR - Notice de montage
 SK - Navod na montáž CZ - Montážní návod HU - Szerelési utmutató HR - Upute za montažu
 SI - Navodila za montažo BG - Инструкция заглобяване



1/1

Name-Naam-Nazwa-Isim-Название-Nume-Nome-Nom-Názov-Název-Nev-Ime-Име

SLEETLAND_MADISON 270

105x60

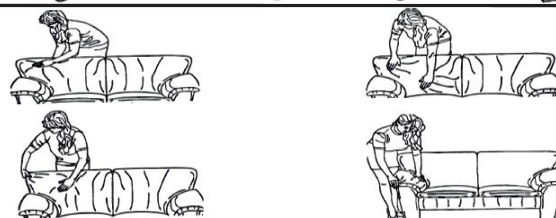

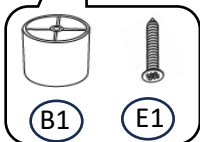
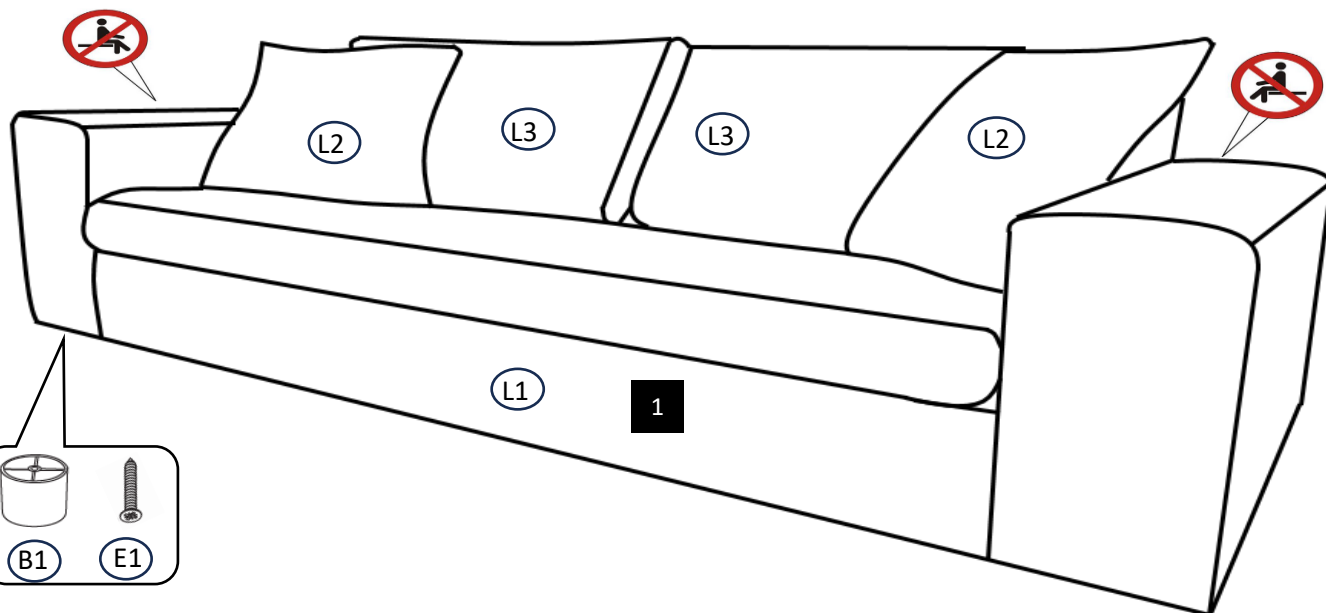


L3X2

60x60



L2X2



Service-Dienstverlening-Serwis-Servis-Сервисная служба-Serviciu-Servizio-Služby-Szerviz-Storitvev-Обслуживание

Typ-Type-Tip-Tип-Tastati-Tipo-Tipus

B1			
E1			
L1			
L2(60x60)			
L3(105x60)			



MV Internationale Möbelvertriebsges.mbH & Co.KG
 Pyrmonter Str. 1
 D-32839 Steinheim/ Westfalen



Serien-/Chargen-Nr.-