

Ø 4,0 mm

D1 = 4,0 + 0,09 / - 0,15 mm


D2 = 7,8 + 0,29 / - 0,29 mm







k = 1,7 mm max.

d = 2,45 mm (Ref.)

P = ≥ 27,0 mm

L = + 0,99 / - 0 mm

 4,1 - 4,3 mm

	F max					
4,0 x 8,0 mm	11,0 mm	1,8 - 3,0 mm	72400 40800	2800 N	4000 N	400 N
4,0 x 10,0 mm	13,0 mm	3,0 - 5,0 mm	72400 40100	5200 N		
4,0 x 12,0 mm	15,0 mm	5,0 - 7,0 mm	72400 40120			