

Ø 6,4 mm

$D1 = 6,4 + 0,1 / - 0,11 \text{ mm}$

$D2 = 10,1 \text{ mm min.}$







$k = 2,4 \text{ mm max.}$

$d = 4,0 \text{ mm (Ref.)}$

$P = \geq 31,0 \text{ mm}$

$L = + / - 0,99 \text{ mm}$

 6,6 - 7,0 mm

	F max					
6,4 x 16,0 mm	26,4 mm	3,2 - 12,0 mm	77799 64160	11700 N	10400 N	1112 N