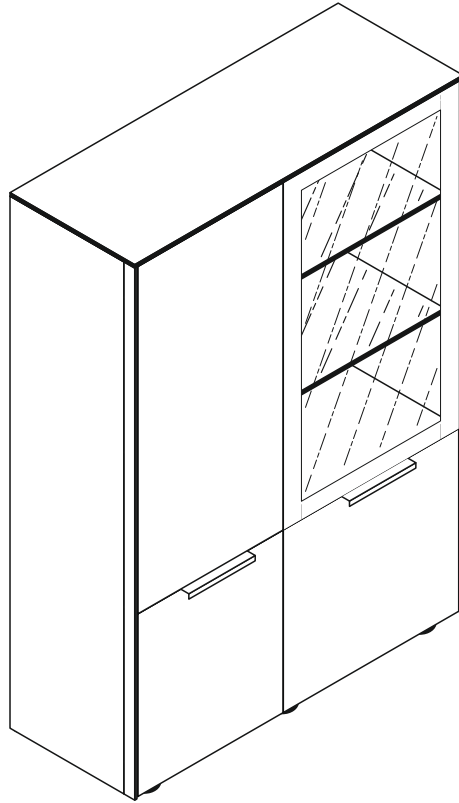




1000051465

Versandtaschen
Colli 4/4



Artikel.-Nr.:

0771-VR_1-1GL

Montageanleitung.-Nr.:

MA1-00005

| REPC-Nr.: | Service • Assistenza • Dienstverlening • Serwis Servis • Szerviz • Сервисная служба | | | |
|-----------|--|--|--|--|
| | | | | |
| | | | | |

CHICAGO

Beutel 0771-VR_1-1GL 0-14 Colli 3/3

| | | | | | | | | | | | | |
|-------------------|---------------------------|-----------------------------|----------------------------|-------------------------|--------------------------|-------------------|-------------------|------------------|----------------------------|-----------------------------|--------------------|--|
| B01-10 2x | B01-30 38x 3x16 | B01-80 28x 3,5x13 | B01-90 6x 3,5x20 | B01-349 8x M4 | B02-10 26x 26x | B02-20 26x | B02-143 2x | B08-80 1x | B01-190 8x M4x20 | B01-200 4x 6,3x13 | B02-160 16x | |
| B05-110 8x | | | | | | | | | | | | |

Beutel 0771-VR_1-1GL 0-24 Colli 3/3

| | | |
|----------------|-----------------|------------------------|
| 3-07 2x | 3-11 10x | 3-42 10x 8er |
|----------------|-----------------|------------------------|

Beutel 0771-VR_1-1GL 0-44 Colli 3/3

| | | |
|---------------------------|------------------|-------------------|
| B02-103 8x 8x30 | B05-01 6x | B05-20 10x |
|---------------------------|------------------|-------------------|

Beutel BT1-00005 Colli 3/3

| | | | |
|---------------------------|-------------------|--|--|
| B01-123 8x 4x15 | B02-173 4x | | |
|---------------------------|-------------------|--|--|

| | | | |
|---|-------------------|-------------------|--|
| B05-130 2x | B05-185 6x | B05-260 1x | |
| B05-265 1x by Musterring Pflegeanweisung | B06-424 2x | | |

Beutel BT1-00006 Colli 3/3

| | | | |
|---------------------------|-------------------|--|--|
| B01-123 4x 4x15 | B02-173 2x | | |
|---------------------------|-------------------|--|--|

Colli 3/3

Colli 1/3

| | | | |
|--|---|--|-----------------------------------|
| 1x 604 x 480 Front Tür links unten | 1x 604 x 580 Front Tür rechts unten | 1x 1148 x 480 Front Tür links oben | 1x 1148 x 580 Z99-00602 |
|--|---|--|-----------------------------------|

| | |
|--|---|
| 1x 468 x 374 Mittelboden links | 1x 568 x 374 Mittelboden rechts |
|--|---|

| |
|-----------------------------------|
| 1x 1051 x 394 Oberboden |
|-----------------------------------|

| |
|-------------------------------|
| 1x 1051 x 377 Boden |
|-------------------------------|

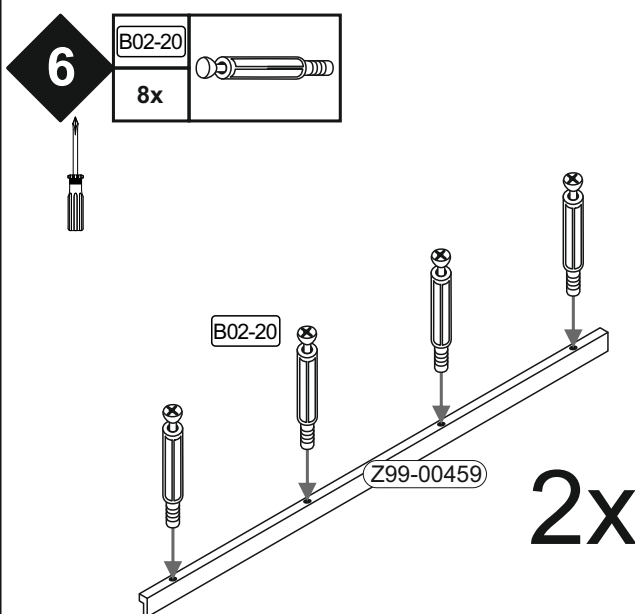
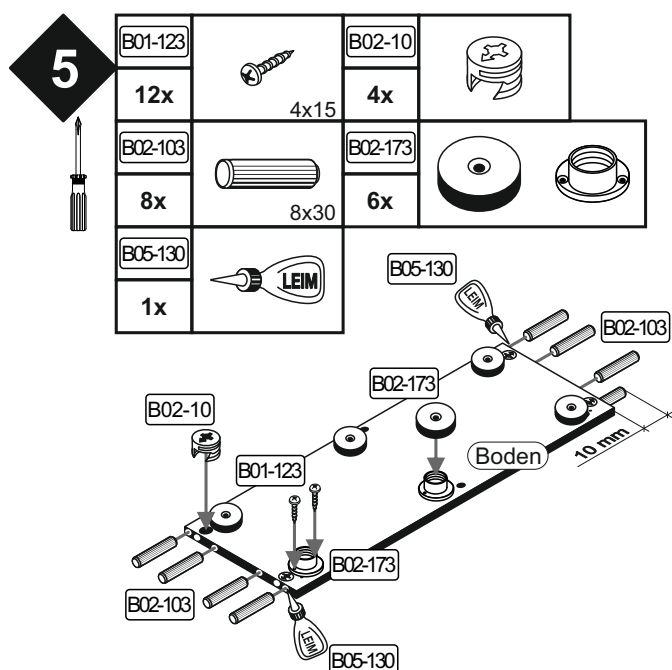
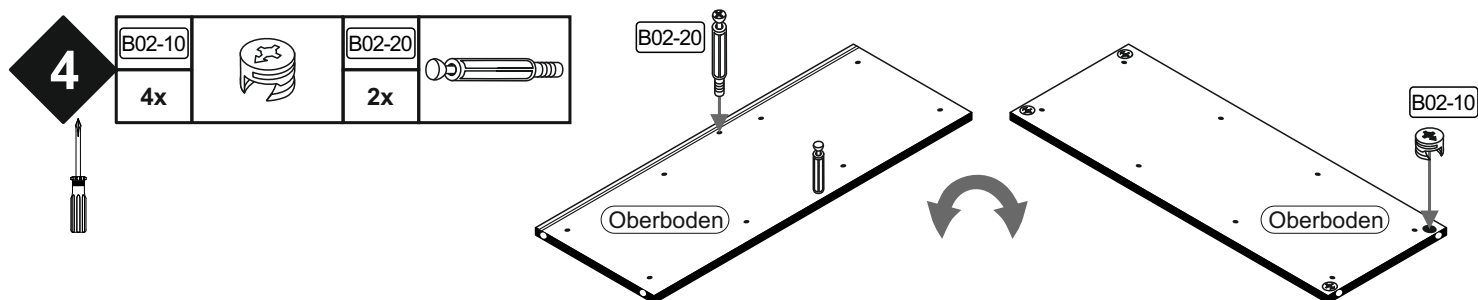
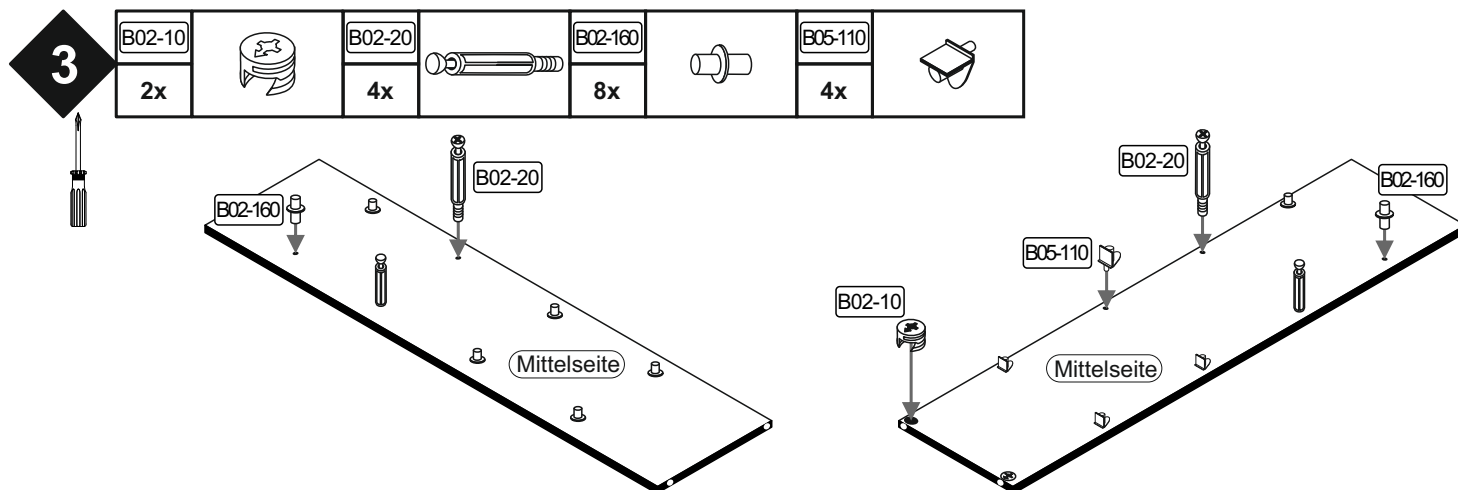
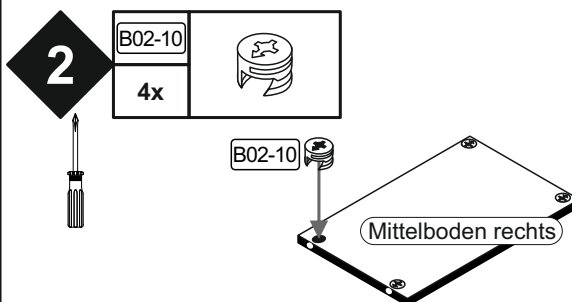
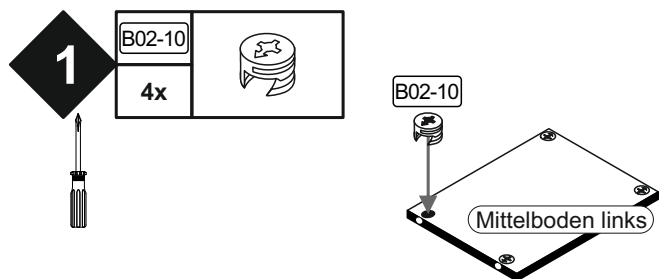
| | |
|---|--|
| 1x 568 x 365 Einlegeboden links | 3x 468 x 365 Einlegeboden rechts |
|---|--|

| |
|------------------------------------|
| 1x 1085 x 413 Oberplatte |
|------------------------------------|

Colli 2/3




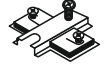
| | | | | | |
|-------------------------------------|-------------------------------------|--------------------------------------|-----------------------------------|-----------------------------------|-----------------------------------|
| 1x 1728 x 377 Mittelseite | 1x 1759 x 377 Seite links | 1x 1759 x 377 Seite rechts | 1x 1748 x 480 HTR-00504 | 1x 1748 x 580 HTR-00503 | 2x 568 x 365 Z16-5-2064 |
|-------------------------------------|-------------------------------------|--------------------------------------|-----------------------------------|-----------------------------------|-----------------------------------|

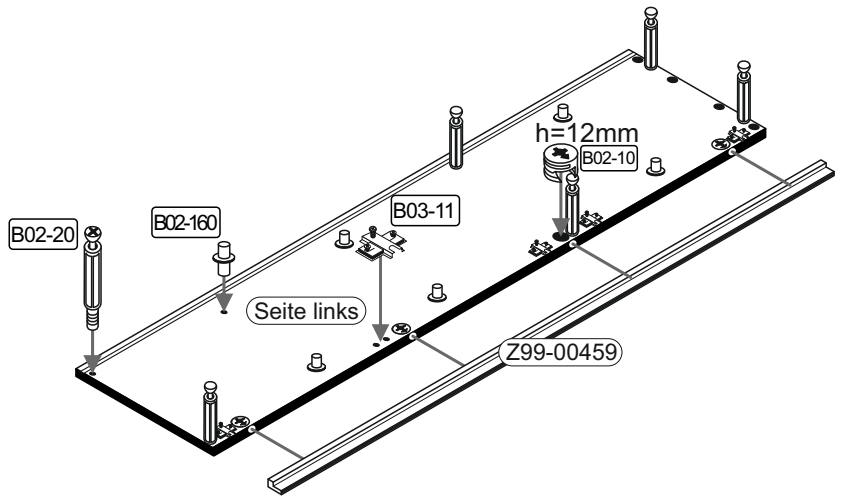
CHICAGO








CHICAGO

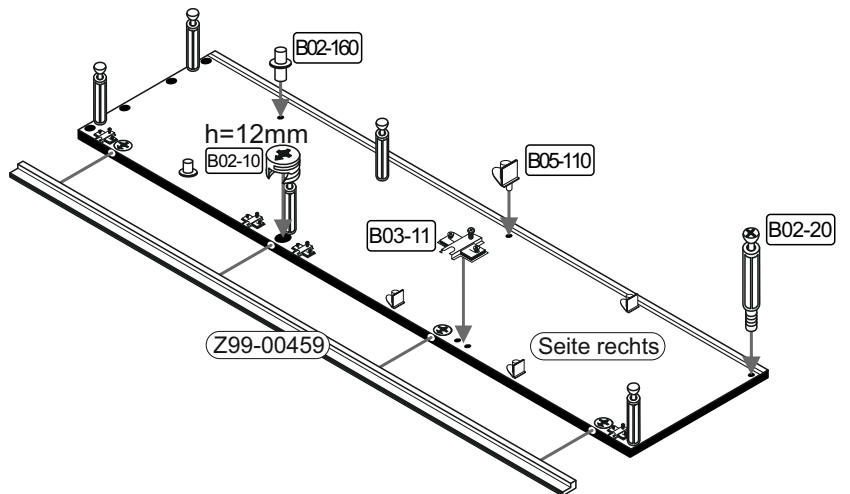
7

| | | | |
|---------|---|--------|---|
| B02-10 |  | B02-20 |  |
| 4x | | 6x | |
| B02-160 |  | B03-11 |  |
| 6x | | 5x | |





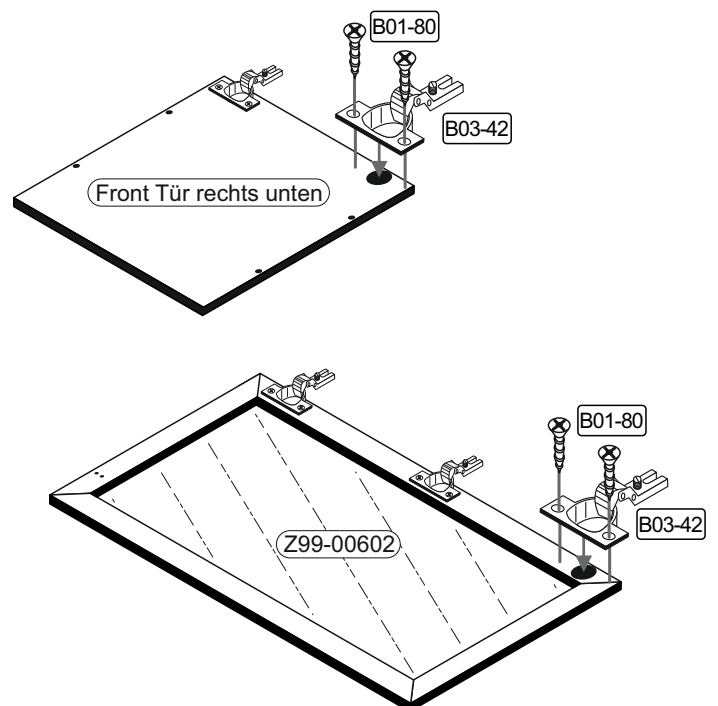
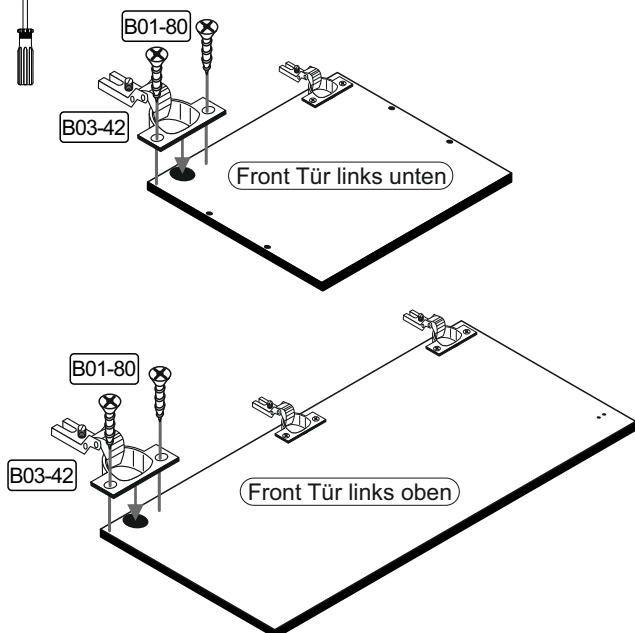
8

| | | | |
|---------|---|---------|--|
| B02-10 |  | B02-20 |  |
| 4x | | 6x | |
| B02-160 |  | B05-110 |  |
| 2x | | 4x | |
| B03-11 |  | | |
| 5x | | | |



9

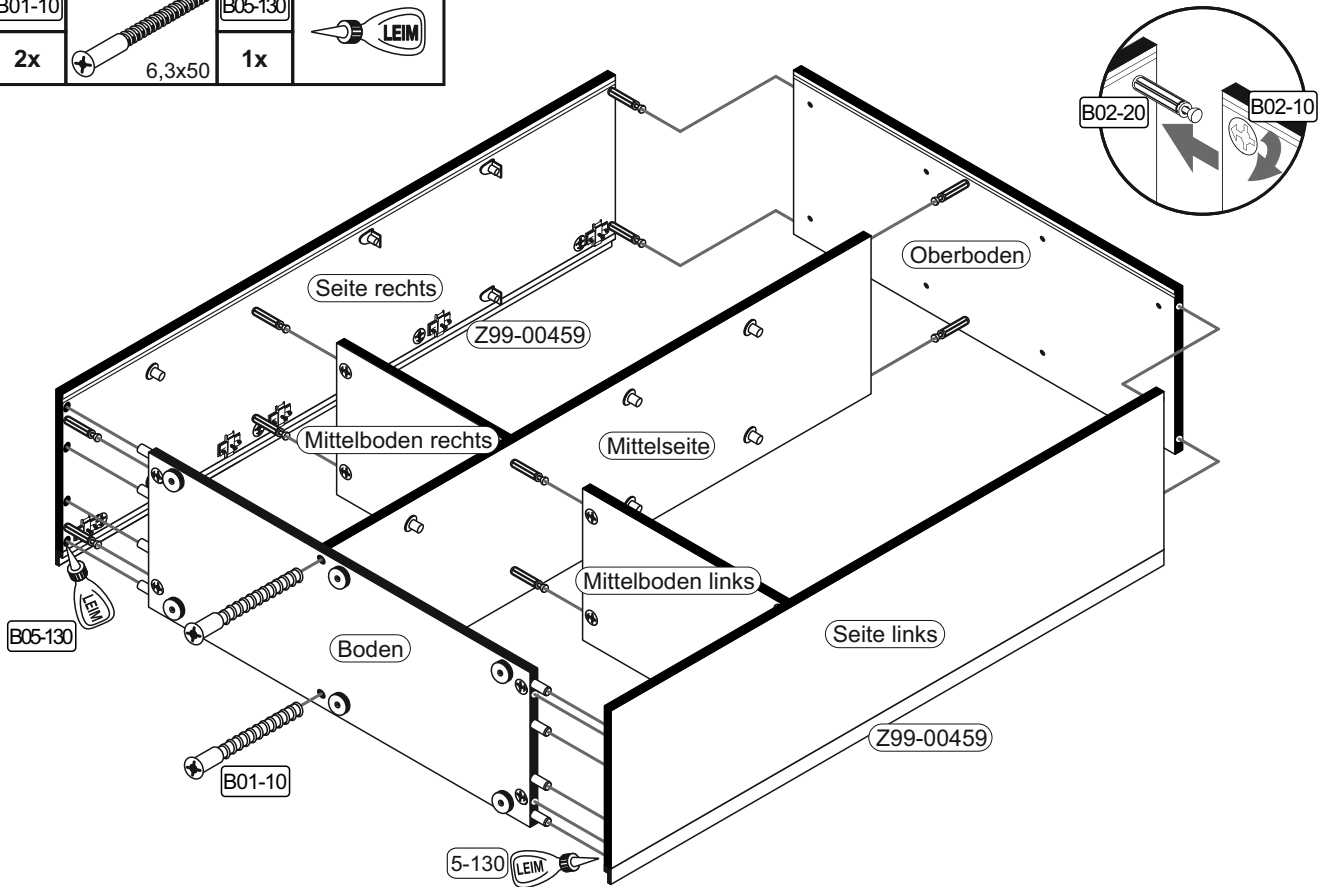
| | | | |
|--------|---|--------|---|
| B01-80 |  | B03-42 |  |
| 20x | 3,5x13 | 10x | 8er |



CHICAGO

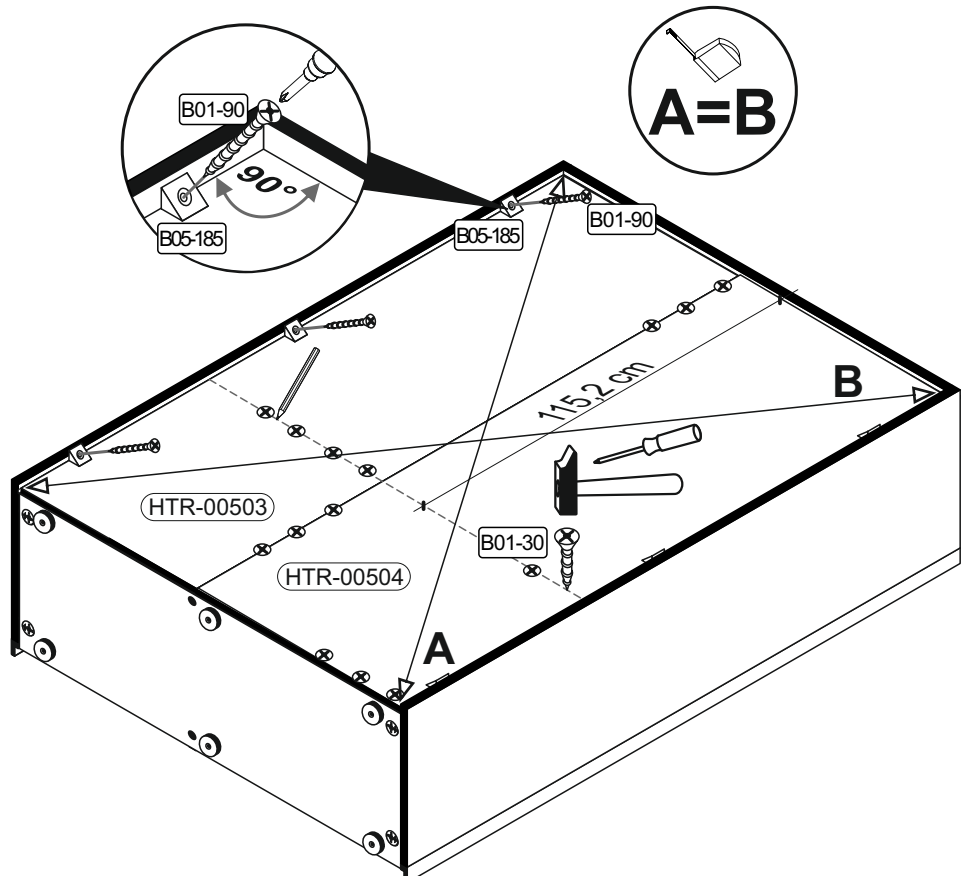
10

| | | | |
|--------|--------|---------|--|
| B01-10 | | B05-130 | |
| 2x | 6,3x50 | 1x | |



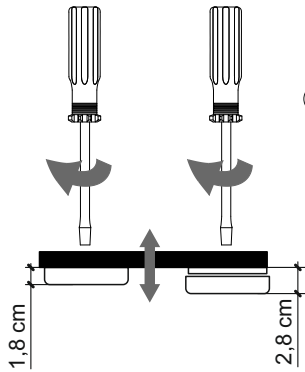
11

| | | |
|---------|--|--------|
| B01-30 | | 3x16 |
| 38x | | |
| B01-90 | | 3,5x20 |
| 6x | | |
| B05-185 | | |
| 6x | | |

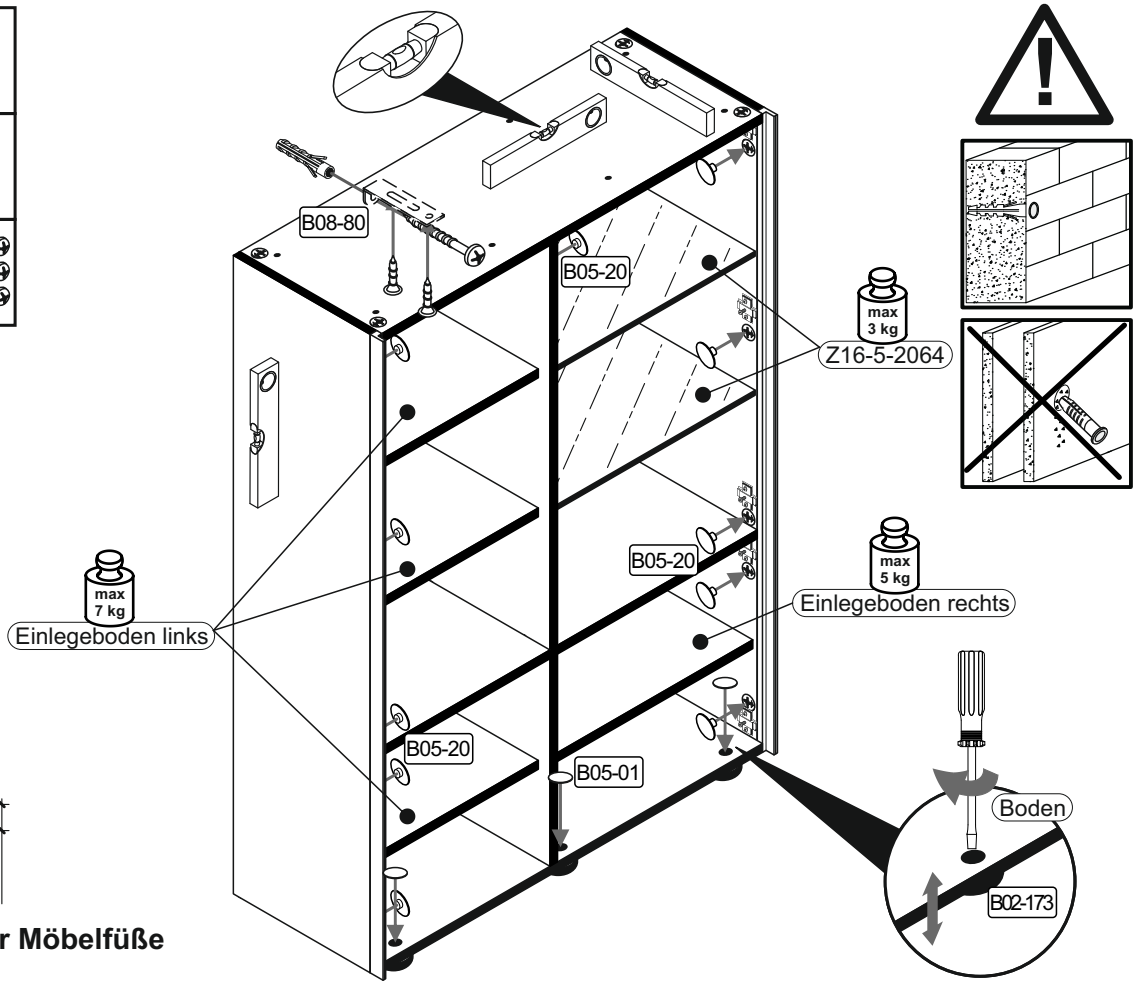


CHICAGO

| | | |
|----|--------|--|
| 12 | B05-01 | |
| | 6x | |
| | B05-20 | |
| | 10x | |
| | B08-80 | |
| | 1x | |

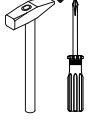


Höhenverstellung der Möbelfüße


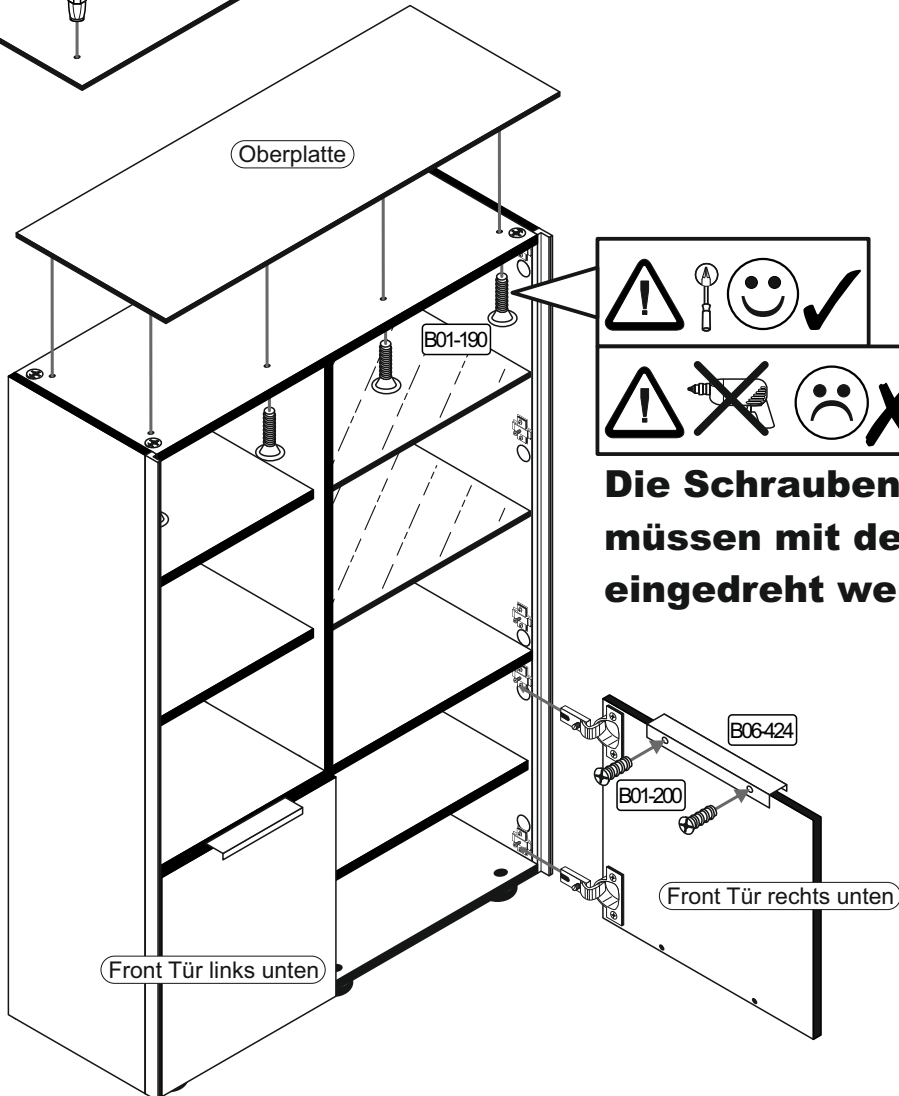

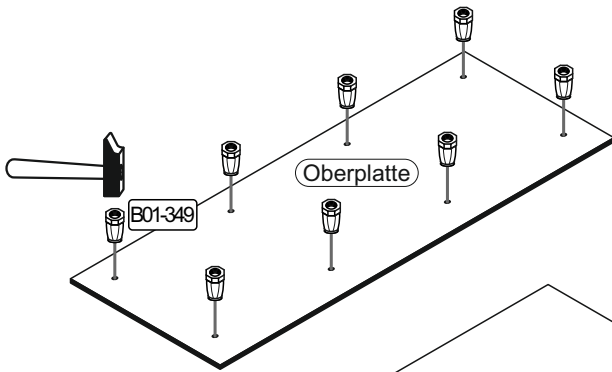


| Achtung • Attention • Attenzione • Opgelet • Uwaga • Pozor • Figyelem • Atenție • Dikkat • Внимание | |
|--|---|
| (D) | Wandbefestigung dient als Kippschutz - unbedingt anbringen! Bei einigen Wandtypen kann ein Spezialdübel erforderlich sein! |
| (GB) | The wall fastening serves to prevent tipping - be absolutely sure to mount it! For certain wall types, a special wall plug may be necessary! |
| (FR) | La fixation murale sert de protection contre le basculement – à installer impérativement ! Pour certains types de murs il faut des chevilles spéciales ! |
| (TR) | Duvardaki sabitleme, devrilmeye karşı bir emniyet tedbiridir ve mutlaka monte edilmelidir! Bazı duvar tiplerinde bunun için özel bir dübel gerekli olabilir! |
| (IT) | Il fissaggio alla parete serve da protezione anti-ribaltamento – attaccarla assolutamente! Per alcune strutture di parete può essere necessario un tassello speciale! |
| (NL) | Bevestiging aan de muur dient als kantelbescherming – zeker en vast bevestigen! Bij enkele muurtypes is een speciale plug misschien vereist! |
| (RU) | Обязательно установите крепление на стене во избежание опрокидывания! Для некоторых типов стен может потребоваться специальный дюбель! |
| (CZ) | Montáž na stěnu slouží jako ochrana proti převrnutí – bezpodmínečně umístěte! U některých typů stěn může být zapotřebí speciální hmoždinka! |
| (HU) | A terméket a falhoz kel rögzíteni, különben az felborulhat! Egyes faltípusoknál speciális tiplít kell használni! |
| (RO) | Sistemul de fixare la perete servește ca protecție la răsturnare - de montat obligatoriu! Pentru unele tipuri de pereți este posibil să fie necesar un diblu special! |
| (PL) | Mocowanie do ściany jest jednocześnie zabezpieczeniem przed przewróceniem – koniecznie zamontować! Do niektórych rodzajów ścian koniecznie zastosować specjalne kołki mocujące. |
| (SK) | Upevnenie na stenu slúži ako ochrana proti prevráteniu – bezpodmienečne použite! Pre niektoré druhy stien môže byť potrebná špeciálna hmoždinka! |


13

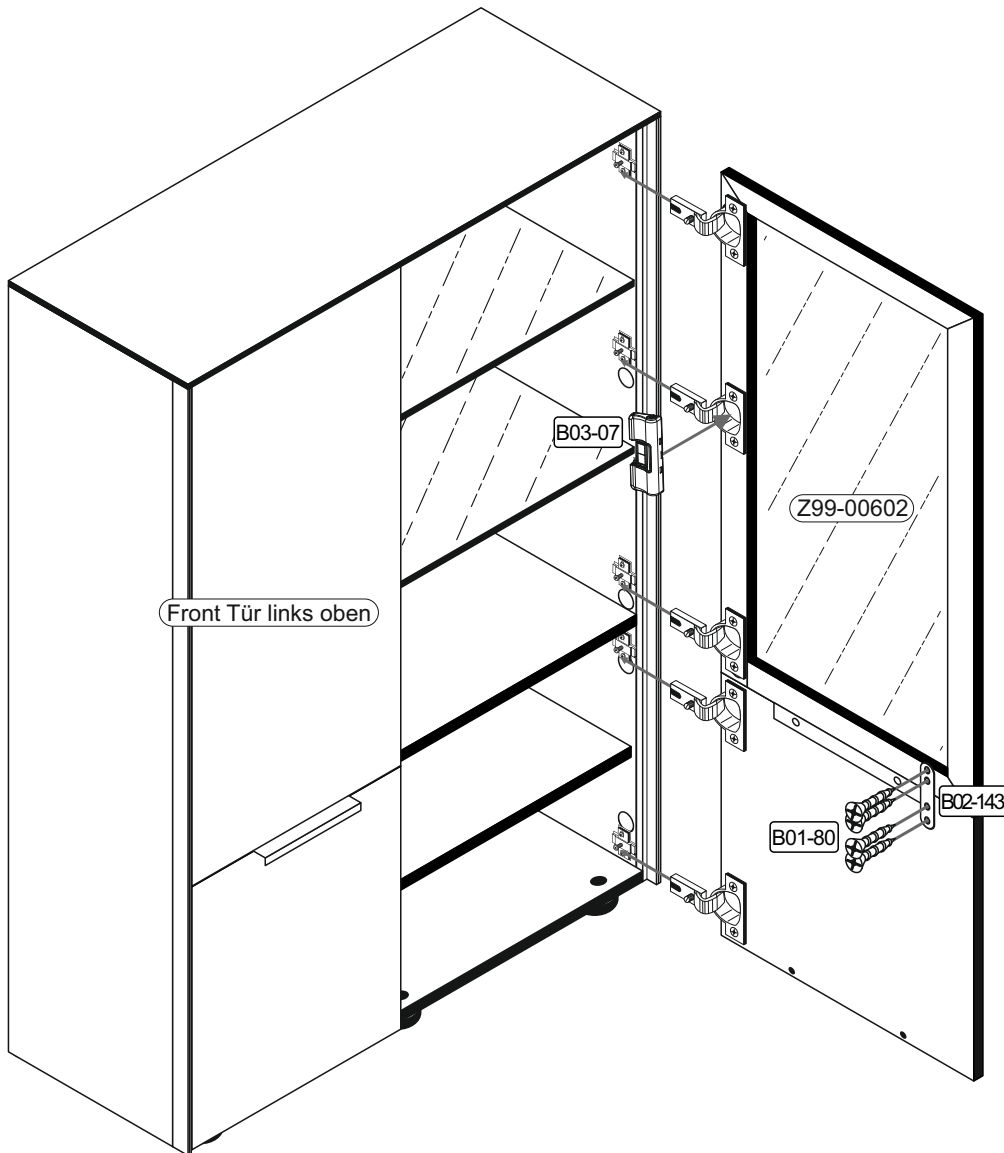
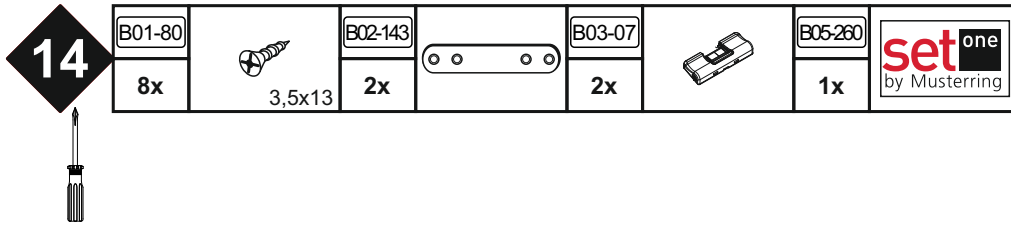


| | | | | | | | | |
|---------|-------|---------|--------|---------|--|----|---------|--|
| B01-190 | | B01-200 | | B01-349 | | | B06-424 | |
| 8x | M4x20 | 4x | 6,3x13 | 8x | | M4 | 2x | |

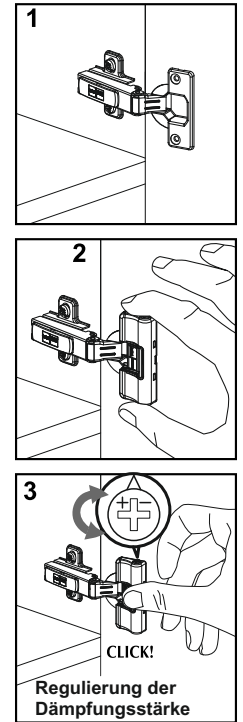


Die Schrauben M4x20 B01-190 müssen mit der Hand eingedreht werden.





Montage der Türdämpfung



Türen einstellen (Scharniere justieren)
 Adjusting the doors (adjusting the hinges)
Régler les portes (ajuster les charnières)
 Sistemare le porte (regolare le cerniere)
Deuren instellen (scharnieren afstellen)
 Nastawić drzwi (wyregulować zawiasy)
Vyrovnejte dvířka (seřid'te závěsy)
 Nastavenie dverí (nastavenie závesov)
Állítsa be az ajtókat (állítsa be a zsanérokot)
 Reglare uși (ajustare balamale)
Kapıların ayarlanması (menteşelerin seviye ayarı)
 Регулировка дверей (регулировка шарнира)

