

M 8

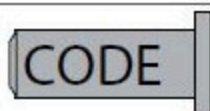
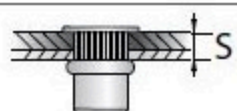
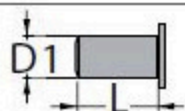
SW = 11,0 mm

SW1 = 11,1 mm

SE = 12,4 mm

D2 = 12,0 mm

k = 0,8 mm



11,0 x 18,0 mm

0,5 - 3,0 mm

75508 02101

27000 N

11,0 x 21,0 mm

3,0 - 6,0 mm

75508 02102

24,0 Nm