

GOEBEL

M 5






SW = 7,0 mm

SW1 = 7,1 mm

SE = 7,9 mm

D2 = 10,3 mm

k = 1,0 mm

				
7,0 x 13,5 mm	0,5 - 3,0 mm	75505 00200	10000 N	6,0 Nm