














TEST REPORT COMMISSION REGULATION (EU) No 206/2012 of 6 March 2012 implementing Directive 2009/125/EC of the European Parliament and of the Council with regard to ecodesign requirements for air conditioners and comfort fans COMMISSION REGULATION (EU) No 626/2011 of 4 May 2011 supplementing Regulation(EU) 2017/1369 of the European Parliament and of the Council with regard to energy labelling of air conditioners	
Report Reference No:	AHEE230900189652
Tested by (name + signature)..... :	Jarvan Deng 
Approved by (+ signature)	Hunter Lin 
Date of issue.....:	2024-07-15
Total number of pages	31 pages
Testing Laboratory:	SGS-CSTC standards Technical Services Co., Ltd. Anhui Branch
Address	1/F&2/F, West Building C12, Gongtou Liheng Industrial Square, Fanhua Road, Economic & Technological Development Area, Hefei, 230601 Anhui, China
Applicant's name	AUX AIR CONDITIONER CO., LTD.
Address	1166 North Mingguang Road, Jiangshan, Yinzhou, Ningbo, 315191 Zhejiang, China
Test specification:	
Standard.....:	COMMISSION REGULATION (EU) No 206/2012, (EU) No 626/2011, COMMISSION DELEGATED REGULATION(EU) 2023/2048
Test procedure.....:	STR: Regulation(EU) 2017/1369 and Directive 2009/125/EC
Non-standard test method.....:	None
Test Report Form No.	EEC_(EU) No 206/2012&626/2011 B
Test Report Form(s) Originator.....:	SGS-CSTC
Master TRF.....:	2023-09-01

This document is issued by the Company subject to its General Conditions of Service printed overleaf, available on request or accessible at <http://www.sgs.com/en/Terms-and-Conditions.aspx> and, for electronic format documents, subject to Terms and Conditions for Electronic Documents at <http://www.sgs.com/en/Terms-and-Conditions/Terms-e-Document.aspx>. Attention is drawn to the limitation of liability, indemnification and jurisdiction issues defined therein.

Any holder of this document is advised that information contained hereon reflects the Company's findings at the time of its intervention only and within the limits of Client's instructions, if any. The Company's sole responsibility is to its Client and this document does not exonerate parties to a transaction from exercising all their rights and obligations under the transaction documents. This document cannot be reproduced except in full, without prior written approval of the Company. Any unauthorized alteration, forgery or falsification of the content or appearance of this document is unlawful and offenders may be prosecuted to the fullest extent of the law.


Unless otherwise stated the results shown in this test report refer only to the sample(s) tested and such sample(s) are retained for 30 days only.

Test item description.....	: Split Type Air Conditioner
Trade Mark.....	: 
Manufacturer.....	: Same as applicant
Model/Type reference.....	: ASW-H09B6A4/*R3DI-C0 ASW-H09B6B4/*R3DI-C0 (*FA, FB, FD, FI, FJ, FO, FC, FY, FQ, FM, FF, FH, FVMA, FE, FL, FU, FV, FP, FX, FW, FR, FZ, FN, FS, FG, JA, JC, JD, JE, JF, JI, JK, JL, JM, JN, JO, JP, JQ, JR, JS, HA, HB, HC, HD, HE, HF, HG, HH, HJ, HK, HL, QA, QB, QC, QD, QE, QF, QG, QH, QI, QJ, QK, QL, QM, QN, QO, QP, QQ, QR, QS, QT, ZA, ZB, ZC, ZD, ZE, ZF, ZG, ZH, ZI, ZJ, ZAK, ZBK, ZCK, ZDK, ZEK, ZFK, ZGK, ZHK, ZIK, ZJK)
Ratings.....	: See marking plates
Factory.....	: Same as applicant

Summary of testing:																																																											
<p>Tests performed (name of test and test clause): COMMISSION REGULATION (EU) No 206/2012, COMMISSION REGULATION (EU) No 626/2011, COMMISSION DELEGATED REGULATION(EU) 2023/2048 The length of refrigerant lines between indoor unit and outdoor unit was 5m. The tests were performed on model ASW-H09B6B4/FAR3DI-C0. The test result which covering all models was classed as A++ of cooling, A+ for heating(average), A+++ for heating(warmer).</p>	<p>Testing location: Refer to p.1</p>																																																										
<p>Copy of marking plate: (the marking plates maybe only drafts)</p> <div style="display: flex; justify-content: space-around;"> <div style="width: 45%;">  <p style="text-align: center;"><i>Split Type Air Conditioner (Indoor Unit)</i></p> <table border="1" style="width: 100%; border-collapse: collapse;"> <tr><td>Model</td><td>ASW-H09B6B4/FAR3DI-C0</td></tr> <tr><td>Electric Shock Prevention</td><td>Class I</td></tr> <tr><td>Climates Type</td><td>T1</td></tr> <tr><td>Power Supply</td><td>220-240V~/50Hz</td></tr> <tr><td>Cooling Capacity</td><td>2.60(0.6-3.1)kW</td></tr> <tr><td>Heating Capacity</td><td>2.61(0.8-3.4)kW</td></tr> <tr><td>Cooling Power Input</td><td>0.85(0.1-1.6)kW</td></tr> <tr><td>Heating Power Input</td><td>0.63(0.3-1.6)kW</td></tr> <tr><td>Max. Input Current</td><td>8.5A</td></tr> <tr><td>Max. Discharge Pressure</td><td>4.3MPa</td></tr> <tr><td>Max. Suction Pressure</td><td>2.5MPa</td></tr> <tr><td>Refrigerant</td><td> R32</td></tr> <tr><td>Refrigerant Quantity</td><td>0.46kg/0.31tCO2eq.</td></tr> <tr><td>Indoor Unit Net Weight</td><td>7kg</td></tr> <tr><td>Date</td><td>2023.09.05</td></tr> <tr><td>No.</td><td>A00015428901W00006</td></tr> </table>  <p style="font-size: small;">AUX AIR CONDITIONER CO., LTD. 1166 North Mingguang Road, Jiangshan, Yinzhou, Ningbo, 315191 Zhejiang, China</p> </div> <div style="width: 45%;">  <p style="text-align: center;"><i>Split Type Air Conditioner (Outdoor Unit)</i></p> <table border="1" style="width: 100%; border-collapse: collapse;"> <tr><td>Model</td><td>ASW-H09B6B4/FAR3DI-C0</td></tr> <tr><td>Power Supply</td><td>220-240V~/50Hz</td></tr> <tr><td>Cooling Power Input</td><td>0.85(0.1-1.6)kW</td></tr> <tr><td>Heating Power Input</td><td>0.63(0.3-1.6)kW</td></tr> <tr><td>Max. Input Current</td><td>8.5A</td></tr> <tr><td>Refrigerant</td><td> R32</td></tr> <tr><td>Refrigerant Quantity</td><td>0.46kg/0.31tCO2eq.</td></tr> <tr><td>Water-proof Class</td><td>IPX4</td></tr> <tr><td>Outdoor Unit Net Weight</td><td>18.5kg</td></tr> <tr><td>GWP</td><td>675</td></tr> <tr><td colspan="2">This product contains fluorinated greenhouse gases</td></tr> <tr><td>Date</td><td>2023.09.05</td></tr> <tr><td>No.</td><td>A00015428901W00006</td></tr> </table>  <p style="font-size: small;">AUX AIR CONDITIONER CO., LTD. 1166 North Mingguang Road, Jiangshan, Yinzhou, Ningbo, 315191 Zhejiang, China</p> </div> </div>		Model	ASW-H09B6B4/FAR3DI-C0	Electric Shock Prevention	Class I	Climates Type	T1	Power Supply	220-240V~/50Hz	Cooling Capacity	2.60(0.6-3.1)kW	Heating Capacity	2.61(0.8-3.4)kW	Cooling Power Input	0.85(0.1-1.6)kW	Heating Power Input	0.63(0.3-1.6)kW	Max. Input Current	8.5A	Max. Discharge Pressure	4.3MPa	Max. Suction Pressure	2.5MPa	Refrigerant	 R32	Refrigerant Quantity	0.46kg/0.31tCO2eq.	Indoor Unit Net Weight	7kg	Date	2023.09.05	No.	A00015428901W00006	Model	ASW-H09B6B4/FAR3DI-C0	Power Supply	220-240V~/50Hz	Cooling Power Input	0.85(0.1-1.6)kW	Heating Power Input	0.63(0.3-1.6)kW	Max. Input Current	8.5A	Refrigerant	 R32	Refrigerant Quantity	0.46kg/0.31tCO2eq.	Water-proof Class	IPX4	Outdoor Unit Net Weight	18.5kg	GWP	675	This product contains fluorinated greenhouse gases		Date	2023.09.05	No.	A00015428901W00006
Model	ASW-H09B6B4/FAR3DI-C0																																																										
Electric Shock Prevention	Class I																																																										
Climates Type	T1																																																										
Power Supply	220-240V~/50Hz																																																										
Cooling Capacity	2.60(0.6-3.1)kW																																																										
Heating Capacity	2.61(0.8-3.4)kW																																																										
Cooling Power Input	0.85(0.1-1.6)kW																																																										
Heating Power Input	0.63(0.3-1.6)kW																																																										
Max. Input Current	8.5A																																																										
Max. Discharge Pressure	4.3MPa																																																										
Max. Suction Pressure	2.5MPa																																																										
Refrigerant	 R32																																																										
Refrigerant Quantity	0.46kg/0.31tCO2eq.																																																										
Indoor Unit Net Weight	7kg																																																										
Date	2023.09.05																																																										
No.	A00015428901W00006																																																										
Model	ASW-H09B6B4/FAR3DI-C0																																																										
Power Supply	220-240V~/50Hz																																																										
Cooling Power Input	0.85(0.1-1.6)kW																																																										
Heating Power Input	0.63(0.3-1.6)kW																																																										
Max. Input Current	8.5A																																																										
Refrigerant	 R32																																																										
Refrigerant Quantity	0.46kg/0.31tCO2eq.																																																										
Water-proof Class	IPX4																																																										
Outdoor Unit Net Weight	18.5kg																																																										
GWP	675																																																										
This product contains fluorinated greenhouse gases																																																											
Date	2023.09.05																																																										
No.	A00015428901W00006																																																										
<p>Remark: the marking plates for other models in same series are identical with ASW-H09B6B4/FAR3DI-C0 except model name.</p>																																																											



**Split Type Air Conditioner
(Indoor Unit)**

Model	ASW-H09B6A4/ZAR3DI-C0
Electric Shock Prevention	Class I
Climates Type	T1
Power Supply	220-240V~/50Hz
Cooling Capacity	2.6(0.6-3.4)kW
Heating Capacity	2.7(0.6-3.6)kW
Cooling Power Input	0.92(0.3-1.5)kW
Heating Power Input	0.72(0.3-1.5)kW
Max. Input Current	8.5A
Max. Discharge Pressure	4.3MPa
Max. Suction Pressure	2.5MPa
Refrigerant	 R32
Refrigerant Quantity	0.46kg/0.31tCO2eq.
Indoor Unit Net Weight	7.0kg

Date 2024.06.26


No. A00015428901W00006



AUX AIR CONDITIONER CO., LTD.
1166 North Mingguang Road, Jiangshan, Yinzhou,
Ningbo, 315191 Zhejiang, China



**Split Type Air Conditioner
(Outdoor Unit)**

Model	ASW-H09B6A4/ZAR3DI-C0
Power Supply	220-240V~/50Hz
Cooling Power Input	0.92(0.3-1.5)kW
Heating Power Input	0.72(0.3-1.5)kW
Max. Input Current	 8.5A
Refrigerant	R32
Refrigerant Quantity	0.46kg/0.31tCO2eq.
Water-proof Class	IPX4
Outdoor Unit Net Weight	18.5kg
GWP	675

This product contains fluorinated greenhouse gases

Date 2024.06.26

No. A00015428901W00006



AUX AIR CONDITIONER CO., LTD.
1166 North Mingguang Road, Jiangshan, Yinzhou,
Ningbo, 315191 Zhejiang, China

Remark: the marking plates for other models in same series are identical with ASW-H09B6A4/ZAR3DI-C0 except model name.

Test item particulars	Split Type Air Conditioner
Classification of installation and use	Fixed appliance
Supply Connection	Flexible supply cord connected to fixed wiring
.....
Possible test case verdicts:	
- test case does not apply to the test object	N/A
- test object does meet the requirement.....	P (Pass)
- test object does not meet the requirement	F (Fail)
Testing	
Date of receipt of test item	2023-09-04
Date (s) of performance of tests	2023-09-04 to 2023-09-19
General remarks:	
<p>The test results presented in this report relate only to the object tested. This report shall not be reproduced, except in full, without the written approval of the Issuing testing laboratory. "(see Enclosure #)" refers to additional information appended to the report. "(see appended table)" refers to a table appended to the report.</p> <p>Throughout this report a comma is used as the decimal separator.</p>	
General product information:	
<p>Split-type air-conditioners for household use, the refrigerant was R32. The appliances have cooling and heating functions. Models in same series are totally the same except for the external enclosure of indoor unit with different '*' values which indicated different display panel of indoor unit. ASW-H09B6A4/*R3DI-C0 was identical with ASW-H09B6B4/*R3DI-C0 except for model name.</p>	

COMMISSION REGULATION (EU) No 206/2012																						
Cl.	Requirement-Test	Result-Remark	Verdict																			
ANNEX I	Ecodesign requirements		—																			
1	DEFINITIONS APPLICABLE FOR THE PURPOSES OF THE ANNEXES		P																			
2	REQUIREMENTS FOR MINIMUM ENERGY EFFICIENCY, MAXIMUM POWER CONSUMPTION IN OFF-MODE AND STANDBY MODE AND FOR MAXIMUM SOUND POWER LEVEL		P																			
	(a) From 1 January 2013, single duct and double duct air conditioners shall correspond to requirements as indicated in Tables 1, 2 and 3 below, calculated in accordance with Annex II. Single duct and double duct air conditioners and comfort fans shall fulfil the requirements on standby and off mode as indicated in Table 2 below. The requirements on minimum energy efficiency and maximum sound power shall relate to the standard rating conditions specified in Annex II, Table 2.		N/A																			
	<p style="text-align: center;"><i>Table 1</i></p> <p style="text-align: center;">Requirements for minimum energy efficiency</p> <table border="1" style="width: 100%; border-collapse: collapse;"> <thead> <tr> <th rowspan="2"></th> <th colspan="2">Double duct air conditioners</th> <th colspan="2">Single duct air conditioners</th> </tr> <tr> <th>EER_{rated}</th> <th>COP_{rated}</th> <th>EER_{rated}</th> <th>COP_{rated}</th> </tr> </thead> <tbody> <tr> <td>If GWP of refrigerant > 150</td> <td style="text-align: center;">2,40</td> <td style="text-align: center;">2,36</td> <td style="text-align: center;">2,40</td> <td style="text-align: center;">1,80</td> </tr> <tr> <td>If GWP of refrigerant ≤ 150</td> <td style="text-align: center;">2,16</td> <td style="text-align: center;">2,12</td> <td style="text-align: center;">2,16</td> <td style="text-align: center;">1,62</td> </tr> </tbody> </table>			Double duct air conditioners		Single duct air conditioners		EER _{rated}	COP _{rated}	EER _{rated}	COP _{rated}	If GWP of refrigerant > 150	2,40	2,36	2,40	1,80	If GWP of refrigerant ≤ 150	2,16	2,12	2,16	1,62	—
	Double duct air conditioners			Single duct air conditioners																		
	EER _{rated}	COP _{rated}	EER _{rated}	COP _{rated}																		
If GWP of refrigerant > 150	2,40	2,36	2,40	1,80																		
If GWP of refrigerant ≤ 150	2,16	2,12	2,16	1,62																		
	<p style="text-align: center;"><i>Table 2</i></p> <p style="text-align: center;">Requirements for maximum power consumption in off-mode and standby mode for single duct and double duct air conditioners and comfort fans</p> <table border="1" style="width: 100%; border-collapse: collapse;"> <tbody> <tr> <td style="width: 30%;">Off mode</td> <td>Power consumption of equipment in any off-mode condition shall not exceed 1,00 W.</td> </tr> <tr> <td rowspan="2">Standby mode</td> <td>The power consumption of equipment in any condition providing only a reactivation function, or providing only a reactivation function and a mere indication of enabled reactivation function, shall not exceed 1,00 W.</td> </tr> <tr> <td>The power consumption of equipment in any condition providing only information or status display, or providing only a combination of reactivation function and information or status display, shall not exceed 2,00 W.</td> </tr> <tr> <td>Availability of standby and/or off mode</td> <td>Equipment shall, except where this is inappropriate for the intended use, provide off mode and/or standby mode, and/or another condition which does not exceed the applicable power consumption requirements for off mode and/or standby mode when the equipment is connected to the mains power source.</td> </tr> </tbody> </table>		Off mode	Power consumption of equipment in any off-mode condition shall not exceed 1,00 W.	Standby mode	The power consumption of equipment in any condition providing only a reactivation function, or providing only a reactivation function and a mere indication of enabled reactivation function, shall not exceed 1,00 W.	The power consumption of equipment in any condition providing only information or status display, or providing only a combination of reactivation function and information or status display, shall not exceed 2,00 W.	Availability of standby and/or off mode	Equipment shall, except where this is inappropriate for the intended use, provide off mode and/or standby mode, and/or another condition which does not exceed the applicable power consumption requirements for off mode and/or standby mode when the equipment is connected to the mains power source.	—												
Off mode	Power consumption of equipment in any off-mode condition shall not exceed 1,00 W.																					
Standby mode	The power consumption of equipment in any condition providing only a reactivation function, or providing only a reactivation function and a mere indication of enabled reactivation function, shall not exceed 1,00 W.																					
	The power consumption of equipment in any condition providing only information or status display, or providing only a combination of reactivation function and information or status display, shall not exceed 2,00 W.																					
Availability of standby and/or off mode	Equipment shall, except where this is inappropriate for the intended use, provide off mode and/or standby mode, and/or another condition which does not exceed the applicable power consumption requirements for off mode and/or standby mode when the equipment is connected to the mains power source.																					
	<p style="text-align: center;"><i>Table 3</i></p> <p style="text-align: center;">Requirements for maximum sound power level</p> <table border="1" style="width: 100%; border-collapse: collapse;"> <tbody> <tr> <td style="text-align: center;">Indoor sound power level in dB(A)</td> </tr> <tr> <td style="text-align: center;">65</td> </tr> </tbody> </table>		Indoor sound power level in dB(A)	65	—																	
Indoor sound power level in dB(A)																						
65																						

COMMISSION REGULATION (EU) No 206/2012															
Cl.	Requirement-Test	Result-Remark	Verdict												
(b)	From 1 January 2013, air conditioners, except single and double duct air conditioners, shall correspond to minimum energy efficiency and maximum sound power level requirements as indicated in Tables 4 and 5 below, calculated in accordance with Annex II. The requirements on energy efficiency shall take into account the reference design conditions specified in Annex II, Table 3 using the 'Average' heating season where applicable.	GWP of refrigerant > 150	P												
	The requirements on sound power shall relate to the standard rating conditions specified in Annex II, Table 2	Rated capacity ≤6 kW	P												
	<p style="text-align: center;"><i>Table 4</i></p> <p style="text-align: center;">Requirements for minimum energy efficiency</p> <table border="1" style="width: 100%; border-collapse: collapse;"> <thead> <tr> <th style="width: 50%;"></th> <th style="width: 25%; text-align: center;">SEER</th> <th style="width: 25%; text-align: center;">SCOP (Average heating season)</th> </tr> </thead> <tbody> <tr> <td>If GWP of refrigerant > 150</td> <td style="text-align: center;">3,60</td> <td style="text-align: center;">3,40</td> </tr> <tr> <td>If GWP of refrigerant ≤ 150</td> <td style="text-align: center;">3,24</td> <td style="text-align: center;">3,06</td> </tr> </tbody> </table>			SEER	SCOP (Average heating season)	If GWP of refrigerant > 150	3,60	3,40	If GWP of refrigerant ≤ 150	3,24	3,06	—			
	SEER	SCOP (Average heating season)													
If GWP of refrigerant > 150	3,60	3,40													
If GWP of refrigerant ≤ 150	3,24	3,06													
	<p style="text-align: center;"><i>Table 5</i></p> <p style="text-align: center;">Requirements for maximum sound power level</p> <table border="1" style="width: 100%; border-collapse: collapse;"> <thead> <tr> <th colspan="2" style="text-align: center;">Rated capacity ≤ 6 kW</th> <th colspan="2" style="text-align: center;">6 < Rated capacity ≤12 kW</th> </tr> <tr> <th style="text-align: center;">Indoor sound power level in dB(A)</th> <th style="text-align: center;">Outdoor sound power level in dB(A)</th> <th style="text-align: center;">Indoor sound power level in dB(A)</th> <th style="text-align: center;">Outdoor sound power level in dB(A)</th> </tr> </thead> <tbody> <tr> <td style="text-align: center;">60</td> <td style="text-align: center;">65</td> <td style="text-align: center;">65</td> <td style="text-align: center;">70</td> </tr> </tbody> </table>		Rated capacity ≤ 6 kW		6 < Rated capacity ≤12 kW		Indoor sound power level in dB(A)	Outdoor sound power level in dB(A)	Indoor sound power level in dB(A)	Outdoor sound power level in dB(A)	60	65	65	70	—
Rated capacity ≤ 6 kW		6 < Rated capacity ≤12 kW													
Indoor sound power level in dB(A)	Outdoor sound power level in dB(A)	Indoor sound power level in dB(A)	Outdoor sound power level in dB(A)												
60	65	65	70												
(c)	From 1 January 2014, air conditioners shall correspond to requirements as indicated in the table below, calculated in accordance with Annex II. The requirements on energy efficiency for air conditioners, excluding single and double duct air conditioners, shall relate to the reference design conditions specified in Annex II, Table 3 using the 'Average' heating season where applicable. The requirements on energy efficiency for single and double duct air conditioners shall relate to the standard rating conditions specified in Annex II, Table 2.		P												

COMMISSION REGULATION (EU) No 206/2012																																														
Cl.	Requirement-Test	Result-Remark				Verdict																																								
	<p style="text-align: center;"><i>Table 6</i> Requirements for minimum energy efficiency</p> <table border="1"> <thead> <tr> <th rowspan="2"></th> <th colspan="2">Air conditioners, except double and single duct air conditioners</th> <th colspan="2">Double duct air conditioners</th> <th colspan="2">Single duct air conditioners</th> </tr> <tr> <th>SEER</th> <th>SCOP (heating season: Average)</th> <th>EER_{rated}</th> <th>COP_{rated}</th> <th>EER_{rated}</th> <th>COP_{rated}</th> </tr> </thead> <tbody> <tr> <td>If GWP of refrigerant > 150 for < 6 kW</td> <td>4,60</td> <td>3,80</td> <td>2,60</td> <td>2,60</td> <td>2,60</td> <td>2,04</td> </tr> <tr> <td>If GWP of refrigerant ≤ 150 for < 6 kW</td> <td>4,14</td> <td>3,42</td> <td>2,34</td> <td>2,34</td> <td>2,34</td> <td>1,84</td> </tr> <tr> <td>If GWP of refrigerant > 150 for 6-12 kW</td> <td>4,30</td> <td>3,80</td> <td>2,60</td> <td>2,60</td> <td>2,60</td> <td>2,04</td> </tr> <tr> <td>If GWP of refrigerant ≤ 150 for 6-12 kW</td> <td>3,87</td> <td>3,42</td> <td>2,34</td> <td>2,34</td> <td>2,34</td> <td>1,84</td> </tr> </tbody> </table>					Air conditioners, except double and single duct air conditioners		Double duct air conditioners		Single duct air conditioners		SEER	SCOP (heating season: Average)	EER _{rated}	COP _{rated}	EER _{rated}	COP _{rated}	If GWP of refrigerant > 150 for < 6 kW	4,60	3,80	2,60	2,60	2,60	2,04	If GWP of refrigerant ≤ 150 for < 6 kW	4,14	3,42	2,34	2,34	2,34	1,84	If GWP of refrigerant > 150 for 6-12 kW	4,30	3,80	2,60	2,60	2,60	2,04	If GWP of refrigerant ≤ 150 for 6-12 kW	3,87	3,42	2,34	2,34	2,34	1,84	—
	Air conditioners, except double and single duct air conditioners		Double duct air conditioners			Single duct air conditioners																																								
	SEER	SCOP (heating season: Average)	EER _{rated}	COP _{rated}	EER _{rated}	COP _{rated}																																								
If GWP of refrigerant > 150 for < 6 kW	4,60	3,80	2,60	2,60	2,60	2,04																																								
If GWP of refrigerant ≤ 150 for < 6 kW	4,14	3,42	2,34	2,34	2,34	1,84																																								
If GWP of refrigerant > 150 for 6-12 kW	4,30	3,80	2,60	2,60	2,60	2,04																																								
If GWP of refrigerant ≤ 150 for 6-12 kW	3,87	3,42	2,34	2,34	2,34	1,84																																								
(d)	From 1 January 2014, single duct and double duct air conditioners and comfort fans shall correspond to requirements as indicated in Table 7 below, calculated in accordance with Annex II.					N/A																																								
	<p style="text-align: center;"><i>Table 7</i> Requirements for maximum power consumption in off-mode and standby mode</p> <table border="1"> <tbody> <tr> <td>Off mode</td> <td>Power consumption of equipment in any off-mode condition shall not exceed 0,50 W.</td> </tr> <tr> <td rowspan="2">Standby mode</td> <td>The power consumption of equipment in any condition providing only a reactivation function, or providing only a reactivation function and a mere indication of enabled reactivation function, shall not exceed 0,50 W.</td> </tr> <tr> <td>The power consumption of equipment in any condition providing only information or status display, or providing only a combination of reactivation function and information or status display shall not exceed 1,00 W.</td> </tr> <tr> <td>Availability of standby and/or off mode</td> <td>Equipment shall, except where this is inappropriate for the intended use, provide off mode and/or standby mode, and/or another condition which does not exceed the applicable power consumption requirements for off mode and/or standby mode when the equipment is connected to the mains power source.</td> </tr> </tbody> </table>				Off mode	Power consumption of equipment in any off-mode condition shall not exceed 0,50 W.	Standby mode	The power consumption of equipment in any condition providing only a reactivation function, or providing only a reactivation function and a mere indication of enabled reactivation function, shall not exceed 0,50 W.	The power consumption of equipment in any condition providing only information or status display, or providing only a combination of reactivation function and information or status display shall not exceed 1,00 W.	Availability of standby and/or off mode	Equipment shall, except where this is inappropriate for the intended use, provide off mode and/or standby mode, and/or another condition which does not exceed the applicable power consumption requirements for off mode and/or standby mode when the equipment is connected to the mains power source.	—																																		
Off mode	Power consumption of equipment in any off-mode condition shall not exceed 0,50 W.																																													
Standby mode	The power consumption of equipment in any condition providing only a reactivation function, or providing only a reactivation function and a mere indication of enabled reactivation function, shall not exceed 0,50 W.																																													
	The power consumption of equipment in any condition providing only information or status display, or providing only a combination of reactivation function and information or status display shall not exceed 1,00 W.																																													
Availability of standby and/or off mode	Equipment shall, except where this is inappropriate for the intended use, provide off mode and/or standby mode, and/or another condition which does not exceed the applicable power consumption requirements for off mode and/or standby mode when the equipment is connected to the mains power source.																																													

COMMISSION REGULATION (EU) No 206/2012			
Cl.	Requirement-Test	Result-Remark	Verdict
	<p>Power management</p>	<p>When equipment is not providing the main function, or when other energy-using product(s) are not dependent on its functions, equipment shall, unless inappropriate for the intended use, offer a power management function, or a similar function, that switches equipment after the shortest possible period of time appropriate for the intended use of the equipment, automatically into:</p> <ul style="list-style-type: none"> — standby mode, or — off mode, or — another condition which does not exceed the applicable power consumption requirements for off mode and/or standby mode when the equipment is connected to the mains power source. The power management function shall be activated before delivery. 	—
3.	PRODUCT INFORMATION REQUIREMENTS		P
	(a) From 1 January 2013, as regards air conditioners and comfort fans, the information set out in points below and calculated in accordance with Annex II shall be provided on:		P
	(i) the technical documentation of the product;		P
	(ii) free access websites of manufacturers of air conditioners and comfort fans;		P
	(b) The manufacturer of air conditioners and comfort fans shall provide laboratories performing market surveillance checks, upon request, the necessary information on the setting of the unit as applied for the establishment of declared capacities, SEER/EER, SCOP/COP values and service values and provide contact information for obtaining such information.		P
	(c) Information requirements for air conditioners, except double duct and single duct air conditioners.	See attached table 1	P
	(d) Information requirements for single duct and double duct air conditioners. Single duct air conditioners shall be named 'local air conditioners' in packaging, product documentation and in any advertisement material, whether electronic or in paper. Manufacturer shall provide information as detailed in the table 2.		N/A
	(e) Information requirements for comfort fans. Manufacturer shall provide information as detailed in the table 3		N/A
ANNEX II	Measurements and calculations		—

COMMISSION REGULATION (EU) No 206/2012			
Cl.	Requirement-Test	Result-Remark	Verdict
1	For the purposes of compliance and verification of compliance with the requirements of this Regulation, measurements and calculations shall be made using harmonised standards the reference numbers of which have been published in the Official Journal of European Union , or other reliable, accurate and reproducible method, which takes into account the generally recognised state of the art methods, and whose results are deemed to be of low uncertainty. They shall fulfil all of the following technical parameters.	EN 14825: 2022; EN14511-2: 2022; EN14511-3: 2022; EN 12102-1: 2022 used	P
2	The determination of the seasonal energy consumption and efficiency for seasonal energy efficiency ratio (SEER) and seasonal coefficient of performance (SCOP) shall take into account:		P
	(a) European cooling and heating season(s), as defined in Table 1 below;		P
	(b) reference design conditions, as defined in Table 3 below;		P
	(c) electric energy consumption for all relevant modes of operation, using time periods as defined in Table 4 below;		P
	(d) effects of the degradation of the energy efficiency caused by on/off cycling (if applicable) depending on the type of control of the cooling and/or heating capacity;		P
	(e) corrections on the seasonal coefficients of performance in conditions where the heating load can not be met by the heating capacity;		P
	(f) the contribution of a back-up heater (if applicable) in the calculation of the seasonal efficiency of a unit in heating mode.		P
3	Where the information relating to a specific model, being a combination of indoor and outdoor unit(s), has been obtained by calculation on the basis of design, and/or extrapolation from other combinations, the documentation should include details of such calculations and/or extrapolations, and of tests undertaken to verify the accuracy of the calculations undertaken (including details of the mathematical model for calculating performance of such combinations, and of measurements taken to verify this model).		P
4	The rated energy efficiency ratio (EER rated) and, when applicable, rated coefficient of performance (COP rated) for single and double duct air conditioners shall be established at the standard rating conditions as defined in Table 2 below.		N/A
5	The calculation of seasonal electricity consumption for cooling (and/or heating) shall take into account electric energy consumption of all relevant modes of operation, as defined in Table 3 below, using operational hours, as defined in Table 4 below.		P

COMMISSION REGULATION (EU) No 206/2012																																																																			
Cl.	Requirement-Test				Result-Remark		Verdict																																																												
	<p style="text-align: center;"><i>Table 2</i></p> <p style="text-align: center;">Standard rating conditions, temperatures in 'dry bulb' air temperature ('wet bulb' indicated in brackets)</p> <table border="1"> <thead> <tr> <th>Appliance</th> <th>Function</th> <th>Indoor air temperature (°C)</th> <th>Outdoor air temperature (°C)</th> </tr> </thead> <tbody> <tr> <td rowspan="2">air conditioners, excluding single duct air conditioners</td> <td>cooling</td> <td>27 (19)</td> <td>35 (24)</td> </tr> <tr> <td>heating</td> <td>20 (max. 15)</td> <td>7(6)</td> </tr> <tr> <td rowspan="2">single duct air conditioner</td> <td>cooling</td> <td>35 (24)</td> <td>35 (24) (*)</td> </tr> <tr> <td>heating</td> <td>20 (12)</td> <td>20 (12) (*)</td> </tr> </tbody> </table> <p>(*) In case of single duct air conditioners the condenser (evaporator) when cooling (heating) is not supplied with outdoor air, but indoor air.</p>				Appliance	Function	Indoor air temperature (°C)	Outdoor air temperature (°C)	air conditioners, excluding single duct air conditioners	cooling	27 (19)	35 (24)	heating	20 (max. 15)	7(6)	single duct air conditioner	cooling	35 (24)	35 (24) (*)	heating	20 (12)	20 (12) (*)			—																																										
Appliance	Function	Indoor air temperature (°C)	Outdoor air temperature (°C)																																																																
air conditioners, excluding single duct air conditioners	cooling	27 (19)	35 (24)																																																																
	heating	20 (max. 15)	7(6)																																																																
single duct air conditioner	cooling	35 (24)	35 (24) (*)																																																																
	heating	20 (12)	20 (12) (*)																																																																
	<p style="text-align: center;"><i>Table 3</i></p> <p style="text-align: center;">Reference design conditions, temperatures in 'dry bulb' air temperature ('wet bulb' indicated in brackets)</p> <table border="1"> <thead> <tr> <th>Function/season</th> <th>Indoor air temperature (°C)</th> <th>Outdoor air temperature (°C)</th> <th>Bivalent temperature (°C)</th> <th>Operating limit temperature (°C)</th> </tr> <tr> <td></td> <td>T_{in}</td> <td>T_{designc}/T_{designh}</td> <td>T_{biv}</td> <td>T_{ol}</td> </tr> </thead> <tbody> <tr> <td>cooling</td> <td>27 (19)</td> <td>T_{designc} = 35 (24)</td> <td>n.a.</td> <td>n.a.</td> </tr> <tr> <td>heating/Average</td> <td rowspan="3">20 (15)</td> <td>T_{designh} = - 10 (- 11)</td> <td>max. 2</td> <td>max. - 7</td> </tr> <tr> <td>heating/Warmer</td> <td>T_{designh} = 2 (1)</td> <td>max. 7</td> <td>max. 2</td> </tr> <tr> <td>heating/Colder</td> <td>T_{designh} = - 22 (- 23)</td> <td>max. - 7</td> <td>max. - 15</td> </tr> </tbody> </table>				Function/season	Indoor air temperature (°C)	Outdoor air temperature (°C)	Bivalent temperature (°C)	Operating limit temperature (°C)		T _{in}	T _{designc} /T _{designh}	T _{biv}	T _{ol}	cooling	27 (19)	T _{designc} = 35 (24)	n.a.	n.a.	heating/Average	20 (15)	T _{designh} = - 10 (- 11)	max. 2	max. - 7	heating/Warmer	T _{designh} = 2 (1)	max. 7	max. 2	heating/Colder	T _{designh} = - 22 (- 23)	max. - 7	max. - 15			—																																
Function/season	Indoor air temperature (°C)	Outdoor air temperature (°C)	Bivalent temperature (°C)	Operating limit temperature (°C)																																																															
	T _{in}	T _{designc} /T _{designh}	T _{biv}	T _{ol}																																																															
cooling	27 (19)	T _{designc} = 35 (24)	n.a.	n.a.																																																															
heating/Average	20 (15)	T _{designh} = - 10 (- 11)	max. 2	max. - 7																																																															
heating/Warmer		T _{designh} = 2 (1)	max. 7	max. 2																																																															
heating/Colder		T _{designh} = - 22 (- 23)	max. - 7	max. - 15																																																															
	<p style="text-align: center;"><i>Table 4</i></p> <p style="text-align: center;">Operational hours per type of appliance per functional mode to be used for calculation of electricity consumption</p> <table border="1"> <thead> <tr> <th>Type of appliance/functionality (if applicable)</th> <th>Unit</th> <th>Heating season</th> <th>On mode</th> <th>Thermostat-off mode</th> <th>Standby mode</th> <th>Off mode</th> <th>Crankcase heater mode</th> </tr> <tr> <td></td> <td></td> <td></td> <td>cooling: H_{CE} heating: H_{HE}</td> <td>H_{TO}</td> <td>H_{SB}</td> <td>H_{OFF}</td> <td>H_{CK}</td> </tr> </thead> <tbody> <tr> <td colspan="8">Air conditioners, except single and double duct air conditioner</td> </tr> <tr> <td>Cooling mode, if appliance offers cooling only</td> <td>h/annum</td> <td></td> <td>350</td> <td>221</td> <td>2 142</td> <td>5 088</td> <td>7 760</td> </tr> <tr> <td rowspan="4">Cooling and heating modes, if appliance offers both modes</td> <td>Cooling mode</td> <td>h/annum</td> <td>350</td> <td>221</td> <td>2 142</td> <td>0</td> <td>2 672</td> </tr> <tr> <td rowspan="3">Heating mode</td> <td rowspan="3">h/annum</td> <td>Average</td> <td>1 400</td> <td>179</td> <td>0</td> <td>0</td> <td>179</td> </tr> <tr> <td>Warmer</td> <td>1 400</td> <td>755</td> <td>0</td> <td>0</td> <td>755</td> </tr> <tr> <td>Colder</td> <td>2 100</td> <td>131</td> <td>0</td> <td>0</td> <td>131</td> </tr> </tbody> </table>				Type of appliance/functionality (if applicable)	Unit	Heating season	On mode	Thermostat-off mode	Standby mode	Off mode	Crankcase heater mode				cooling: H _{CE} heating: H _{HE}	H _{TO}	H _{SB}	H _{OFF}	H _{CK}	Air conditioners, except single and double duct air conditioner								Cooling mode, if appliance offers cooling only	h/annum		350	221	2 142	5 088	7 760	Cooling and heating modes, if appliance offers both modes	Cooling mode	h/annum	350	221	2 142	0	2 672	Heating mode	h/annum	Average	1 400	179	0	0	179	Warmer	1 400	755	0	0	755	Colder	2 100	131	0	0	131			—
Type of appliance/functionality (if applicable)	Unit	Heating season	On mode	Thermostat-off mode	Standby mode	Off mode	Crankcase heater mode																																																												
			cooling: H _{CE} heating: H _{HE}	H _{TO}	H _{SB}	H _{OFF}	H _{CK}																																																												
Air conditioners, except single and double duct air conditioner																																																																			
Cooling mode, if appliance offers cooling only	h/annum		350	221	2 142	5 088	7 760																																																												
Cooling and heating modes, if appliance offers both modes	Cooling mode	h/annum	350	221	2 142	0	2 672																																																												
	Heating mode	h/annum	Average	1 400	179	0	0	179																																																											
			Warmer	1 400	755	0	0	755																																																											
			Colder	2 100	131	0	0	131																																																											

COMMISSION REGULATION (EU) No 206/2012									
Cl.	Requirement-Test				Result-Remark				Verdict
	Type of appliance/functionality (if applicable)	Unit	Heating season	On mode	Thermostat-off mode	Standby mode	Off mode	Crankcase heater mode	—
				cooling: H _{CE} heating: H _{HE}	H _{TO}	H _{SB}	H _{OFF}	H _{CK}	
	Heating mode, if appliance offers heating only	h/annum	Average	1 400	179	0	3 672	3 851	
			Warmer	1 400	755	0	4 345	4 476	
			Colder	2 100	131	0	2 189	2 944	
	Double duct air conditioner								—
	Cooling mode, if appliance offers cooling only	h/60 min		1	n/a	n/a	n/a	n/a	
	Cooling and heating modes, if appliance offers both modes	Cooling mode	h/60 min		1	n/a	n/a	n/a	
		Heating mode	h/60 min		1	n/a	n/a	n/a	
	Heating mode, if appliance offers heating only	h/60 min		1	n/a	n/a	n/a	n/a	
	Single duct air conditioner								
	Cooling mode	h/60 min		1	n/a	n/a	n/a	n/a	
	Heating mode	h/60 min		1	n/a	n/a	n/a	n/a	
ANNEX III	Verification procedure for market surveillance purposes								—
	When performing the market surveillance checks referred to in Article 3(2) of Directive 2009/125/EC, the authorities of the Member States shall apply the following verification procedure for the requirements set out in Annex I.								—
1	The authorities of the Member State shall test one single unit.								N/A
2	2. The air conditioner model, except single and double duct air conditioners, shall be considered to comply with the requirements set out in Annex I, as applicable, to this Regulation, if its seasonal energy efficiency ratio (SEER), or seasonal coefficient for performance (SCOP), if applicable, is not less than the declared value minus 8 % at the declared capacity of the unit. The SEER and SCOP values shall be established in accordance with Annex II.								N/A

COMMISSION REGULATION (EU) No 206/2012			
Cl.	Requirement-Test	Result-Remark	Verdict
	The model of a single and double duct air conditioner shall be considered to comply with the requirements set out in Annex I, as applicable, to this Regulation, if the results for off-mode and standby-mode conditions do not exceed the limit values by more than 10 %, and if the energy efficiency ratio (EER rated), or coefficient for performance (COP rated), if applicable, is not less than the declared value minus 10 %. The EER and COP values shall be established in accordance with Annex II.		N/A
	The air conditioner model shall be considered to comply with the requirements set out in this Regulation, as applicable, if the maximum sound power level does not exceed more than 2 dB(A) of the declared value.		N/A
3	If the result referred to in point 2 is not achieved, the market surveillance authority shall randomly select three additional units of the same model for testing.		N/A
4	The air conditioner model, except single and double duct air conditioners, shall be considered to comply with the requirements set out in Annex I, as applicable, to this Regulation, if the average of the three units for the seasonal energy efficiency ratio (SEER), or seasonal coefficient of performance (SCOP), if applicable, is not less than the declared value minus 8 % at the declared capacity of the unit. The SEER and SCOP values shall be established in accordance with Annex II.		N/A
	The model of a single and double duct air conditioner shall be considered to comply with the requirements set out in Annex I, as applicable, to this Regulation, if the average of the results of the three units for off-mode and standby- mode conditions do not exceed the limit values by more than 10 %, and if the average of the energy efficiency ratio (EER rated), or coefficient of performance (COP rated), if applicable, is not less than the declared value minus 10 %. The EER and COP values shall be established in accordance with Annex II.		N/A
	The air conditioner model shall be considered to comply with the requirements set out in this Regulation, as applicable, if the average of the maximum sound power level does not exceed more than 2 dB(A) of the declared value.		N/A
5	If the results referred to in point 4 are not achieved, the model shall be considered not to comply with this Regulation.		N/A

COMMISSION REGULATION (EU) No 206/2012			
Cl.	Requirement-Test	Result-Remark	Verdict
	For the purposes of checking conformity with the requirements of this Regulation, Member States shall apply the procedures referred to in Annex II, and harmonised standards the reference numbers of which have been published in the Official Journal of the European Union, or other reliable, accurate and reproducible calculation and measurement methods, which take into account the generally recognised state-of-the-art.		N/A

Table 1: Information requirements for air conditioners, except double duct and single duct air conditioners.							P
(the number of decimals in the box indicates the precision of reporting) Information to identify the model(s) to which the information relates to:							
Function (indicate if present)				If function includes heating: Indicate the heating season the information relates to. Indicated values should relate to one heating season at a time. Include at least the heating season 'Average'.			
Cooling	Y			Average (mandatory)	Y		
Heating	Y			Warmer (if designated)	Y		
				Colder (if designated)	N		
Item	symbol	value	unit	item	symbol	value	unit
Design load				Seasonal efficiency			
Cooling	Pdesignc	2,6	kW	Cooling	SEER	6,1	—
Heating/Average	Pdesignh	2,1	kW	Heating/Average	SCOP/A	4,0	—
Heating/Warmer	Pdesignh	2,3	kW	Heating/Warmer	SCOP/W	5,1	—
Heating/Colder	Pdesignh	—	kW	Heating/Colder	SCOP/C	—	—
Declared capacity (*) for cooling, at indoor temperature 27(19) °C and outdoor temperature Tj				Declared energy efficiency ratio (*), at indoor temperature 27(19) °C and outdoor temperature Tj			
Function (indicate if present)				If function includes heating: Indicate the heating season the information relates to. Indicated values should relate to one heating season at a time. Include at least the heating season 'Average'.			
Cooling	Y			Average (mandatory)	Y		
Heating	Y			Warmer (if designated)	Y		
				Colder (if designated)	N		
Item	symbol	value	unit	item	symbol	value	unit
Tj = 35 °C	Pdc	2,63	kW	Tj = 35 °C	EERdc	2,94	—
Tj = 30 °C	Pdc	1,79	kW	Tj = 30 °C	EERdc	5,01	—
Tj = 25 °C	Pdc	1,21	kW	Tj = 25 °C	EERdc	7,14	—
Tj = 20 °C	Pdc	0,70	kW	Tj = 20 °C	EERdc	10,31	—
Declared capacity (*) for heating/Average season, at indoor temperature 20 °C and outdoor temperature Tj				Declared coefficient of performance (*)/Average season, at indoor temperature 20 °C and outdoor temperature Tj			
Item	symbol	value	unit	item	symbol	value	unit
Tj = - 7 °C	Pdh	2,00	kW	Tj = - 7 °C	COPdc	2,49	—
Tj = 2 °C	Pdh	1,10	kW	Tj = 2 °C	COPdc	4,14	—
Tj = 7 °C	Pdh	0,78	kW	Tj = 7 °C	COPdc	5,06	—
Tj = 12 °C	Pdh	0,73	kW	Tj = 12 °C	COPdc	6,24	—
Tj = operating limit	Pdh	2,22	kW	Tj = operating limit	COPdc	2,05	—

Tj = bivalent temperature	Pdh	2,00	kW	Tj = bivalent temperature	COPdc	2,49	—
Declared capacity (*) for heating/Warmer season, at indoor temperature 20 °C and outdoor temperature Tj				Declared coefficient of performance (*)/Warmer season, at indoor temperature 20 °C and outdoor temperature Tj			
Item	symbol	value	unit	item	symbol	value	unit
Tj = 2 °C	Pdh	2,39	kW	Tj = 2 °C	COPdc	2,31	—
Tj = 7 °C	Pdh	1,42	kW	Tj = 7 °C	COPdc	4,93	—
Tj = 12 °C	Pdh	0,73	kW	Tj = 12 °C	COPdc	6,24	—
Tj = bivalent temperature	Pdh	2,39	kW	Tj = bivalent temperature	COPdc	2,31	—
Tj = operating limit	Pdh	2,39	kW	Tj = operating limit	COPdc	2,31	—
3.14				Declared coefficient of performance (*)/Colder season, at indoor temperature 20 °C and outdoor temperature Tj			
2.30	symbol	value	unit	item	symbol	value	unit
1.00	Pdh	—	kW	Tj = -7 °C	COPdc	—	—
3.14	Pdh	—	kW	Tj = 2 °C	COPdc	—	—
3.14	Pdh	—	kW	Tj = 7 °C	COPdc	—	—
Tj = 12 °C	Pdh	—	kW	Tj = 12 °C	COPdc	—	—
Tj = bivalent temperature	Pdh	—	kW	Tj = bivalent temperature	COPdc	—	—
Tj = operating limit	Pdh	—	kW	Tj = operating limit	COPdc	—	—
Tj = -15 °C	Pdh	—	kW	Tj = -15 °C	COPdc	—	—
Bivalent temperature				Operating limit temperature			
heating/Average	Tbiv	-7	°C	heating/Average	Tol	-10	°C
heating/Warmer	Tbiv	2	°C	heating/Warmer	Tol	2	°C
heating/Colder	Tbiv	—	°C	heating/Colder	Tol	—	°C
Cycling interval capacity				Cycling interval efficiency			
for cooling	Pcycc	—	kW	for cooling	EERcyc	—	—
for heating	Pcyh	—	kW	for heating	COPcyc	—	—
Degradation co-efficient cooling (**)	Cdc	0,25	—	Degradation co-efficient heating (**)	Cdh	0,25	—
Electric power input in power modes other than 'active mode'				Annual electricity consumption			
off mode	POFF	—	kW	for cooling	QCE	150	kWh/a
standby mode (cooling / heating)	PSB	0,24	W	Heating/Average	QHE	735	kWh/a

thermostat-off mode (cooling / heating)	P _{TO}	20,9/10,8	W	Heating/Warmer	Q _{HE}	632	kWh/a
crankcase heater mode	P _{CK}	—	kW	Heating/Colder	Q _{HE}	—	kWh/a
Capacity control (indicate one of three options)				Other items			
Function (indicate if present)				If function includes heating: Indicate the heating season the information relates to. Indicated values should relate to one heating season at a time. Include at least the heating season 'Average'.			
Cooling	Y		Average (mandatory)		Y		
Heating	Y		Warmer (if designated)		Y		
			Colder (if designated)		N		
Item	symbol	value	unit	item	symbol	value	unit
Fixed		N		Sound power level (indoor/outdoor)	level (indoor/outdoor) LWA	52/59	dB(A)
staged		N		Global warming potential	GWP	675	kgC O ₂ eq.
variable		Y		Rated air flow (indoor/outdoor)	—	550	m ³ /h
Contact details for obtaining more information	AUX AIR CONDITIONER CO., LTD. 1166 North Mingguang Road, Jiangshan, Yinzhou, Ningbo, 315191 Zhejiang, China						
<p>(*) For staged capacity units, two values divided by a slash (/) will be declared in each box in the section 'Declared capacity of the unit' and 'declared EER/COP' of the unit.</p> <p>(**) If default Cd = 0,25 is chosen then (results from) cycling tests are not required. Otherwise either the heating or cooling cycling test value is required.</p>							
<p>In as much as is relevant in view of the functionality, the manufacturer shall supply the information as requested in the above Table 1 in the technical documentation of the product. For units with capacity control marked 'staged', two values for the highest and lowest, noted 'hi/lo' divided by a slash (/) will be declared in each box under 'Declared capacity'.</p>							

Table 2: Information requirements for single duct and double duct air conditioners				N/A
Information to identify the model(s) to which the information relates to [fill in as necessary] :				
Description	Symbol	Value	Unit	
Rated capacity for cooling	<i>P_{rated}</i> for cooling		kW	
Rated capacity for heating	<i>P_{rated}</i> for heating		kW	
Rated power input for cooling	<i>P_{EER}</i>		kW	
Rated power input for heating	<i>P_{COP}</i>		kW	
Rated Energy efficiency ratio	<i>EER_d</i>		—	

Rated Coefficient of performance	<i>COP_d</i>		—
Information to identify the model(s) to which the information relates to [fill in as necessary]:			
Description	Symbol	Value	Unit
Power consumption in thermostat-off mode	<i>P_{TO}</i>		W
Power consumption in standby mode	<i>P_{SB}</i>		W
Electricity consumption of single/double duct appliances (indicate for cooling and heating separately)	<i>DD: Q_{DD}</i> <i>SD: Q_{SD}</i>		DD: kWh/a SD: kWh/h
Sound power level	<i>L_{WA}</i>		dB(A)
Global warming potential	<i>GWP</i>		kgCO ₂ eq.
Contact details for obtaining more information			

Test data according to EN 14825:2022				
Test condition (Cooling function) :				
Voltage: <u>230</u> V / Frequency: <u>50</u> Hz / Harmonic distortion: <u>1,0</u> %,				
Table 2 — Part load conditions for reference SEER and reference SEER _{on} calculation of air-to-air units				
	Part load ratio	Part load ratio %	Outdoor air dry bulb temperature	Indoor air dry bulb (wet bulb) temperatures
			°C	°C
A	$(35-16)/(T_{designc} - 16)$	100	35	27(19)
B	$(30-16)/(T_{designc} - 16)$	74	30	27(19)
C	$(25-16)/(T_{designc} - 16)$	47	25	27(19)
D	$(20-16)/(T_{designc} - 16)$	21	20	27(19)

Test condition	Cooling capacity(W)	Cooling power input(W)	EER	Remark (For variable capacity units, the frequency settings for the same part load conditions.)
A	2626,5	893,7	2,939	56 Hz
B	1786,7	356,5	5,012	27 Hz
C	1207,0	169,0	7,142	16 Hz
D	695,7	67,5	10,307	10 Hz

Test condition (Heating function(Average)) :				
Voltage: <u>230</u> V / Frequency: <u>50</u> Hz / Harmonic distortion: <u>1,0</u> %;				
T _j (bivalent temperature): <u>-7°C</u> ; operating limit (TOL): <u>-10°C</u> .				
Table 6 — Part load conditions for reference SCOP, reference SCOP _{on} and reference SCOP _{net} calculation of air-to-air units for the reference heating season "A" = average				
	A		Outdoor air dry bulb (wet bulb) temperatures °C	Indoor air dry bulb temperature °C
	Part load ratio	Part load ratio %		
A	$(-7-16)/(T_{designh} - 16)$	88	-7(-8)	20
B	$(+2-16)/(T_{designh} - 16)$	54	2(1)	20
C	$(+7-16)/(T_{designh} - 16)$	35	7(6)	20
D	$(+12-16)/(T_{designh} - 16)$	15	12(11)	20
E	$(TOL-16)/(T_{designh} - 16)$		TOL	20
F	$(T_{bivalent}-16)/(T_{designh} - 16)$		T _{bivalent}	20

Test condition	Heating capacity(W)	heating power input(W)	COP	Remark (For variable capacity units, the frequency settings for the same part load conditions.)
A	1998,4	802,6	2,490	75 Hz
B	1099,2	265,5	4,140	28 Hz
C	783,2	154,8	5,059	20 Hz
D	725,3	116,3	6,236	16 Hz
E	2216,9	1081,4	2,050	97 Hz
F	1998,4	802,6	2,490	75 Hz

Test condition (Heating function(Warmer)) :
 Voltage: 230 V / Frequency: 50 Hz / Harmonic distortion: 1,0 % ;
 Tj (bivalent temperature): 2°C; operating limit (TOL): 2°C.

Table 7 — Part load conditions for reference SCOP, reference SCOPon and reference SCOPnet calculation of air-to-air units for the reference heating season “W” = warmer

	W		Outdoor air dry bulb (wet bulb) temperatures °C	Indoor air dry bulb temperature °C
	Part load ratio	Part load ratio %		
A	(not applicable)			
B	$(+2-16)/(T_{designh} - 16)$	100	2(1)	20
C	$(+7-16)/(T_{designh} - 16)$	64	7(6)	20
D	$(+12-16)/(T_{designh} - 16)$	29	12(11)	20
E	$(TOL-16)/(T_{designh} - 16)$		TOL	20
F	$(T_{bivalent}-16)/(T_{designh} - 16)$		Tbivalent	20

Test condition	Heating capacity(W)	heating power input(W)	COP	Remark(For variable capacity units, the frequency settings for the same part load conditions.)
B	2385,7	1033,4	2,309	87 Hz
C	1417,5	287,5	4,930	28 Hz
D	725,3	116,3	6,236	16 Hz
E	2385,7	1033,4	2,309	87 Hz
F	2385,7	1033,4	2,309	87 Hz

The SEER, SCOP and Sound power level:

SEER on	SCOP on (Average)	SCOP on (Warmer)	Sound power level (dB(A))
6,37	4,05	5,24	49,6 / 58,2 (IU / OU)
SEER	SCOP (Average)	SCOP (Warmer)	/
6,15	4,04	5,17	/
Q _{CE}	Q _{HE} (Average)	Q _{HE} (Warmer)	/
148	728	623	/

Information of efficiency for Declared value and Measured value		
Item	Declared value	Measured value
SEER	6,1	6,15
Q _{CE}	150	148
Average (mandatory)		
SCOP	4,0	4,04
Q _{HE}	735	728
Warmer		
SCOP	5,1	5,17
Q _{HE}	632	623

Requirements for minimum energy efficiency and maximum sound power level			P
<p>From 1 January 2013, air conditioners, except single and double duct air conditioners, shall correspond to minimum energy efficiency and maximum sound power level requirements as indicated in Tables 4 and 5 below, calculated in accordance with Annex II. The requirements on energy efficiency shall take into account the reference design conditions specified in Annex II, Table 3 using the 'Average' heating season where applicable. The requirements on sound power shall relate to the standard rating conditions specified in Annex II, Table 2 :</p>			
SEER	SCOP	Sound power level (dB(A))	
3,60	3,40	60 / 65 (IU / OU)	
Requirements for minimum energy efficiency and maximum sound power level			P
<p>From 1 January 2014, air conditioners shall correspond to requirements as indicated in the table below, calculated in accordance with Annex II. The requirements on energy efficiency for air conditioners, excluding single and double duct air conditioners, shall relate to the reference design conditions specified in Annex II, Table 3 using the 'Average' heating season where applicable.</p>			
SEER	SCOP	Sound power level (dB(A))	
4,60	3,80	60 / 65 (IU / OU)	

Verification table			N/A
<p>1. The air conditioner model, except single and double duct air conditioners, shall be considered to comply with the requirements set out in Annex I, as applicable, to this Regulation, if its seasonal energy efficiency ratio (SEER), or seasonal coefficient for performance (SCOP), if applicable, is not less than the declared value minus 8 % at the declared capacity of the unit. The SEER and SCOP values shall be established in accordance with Annex II.</p> <p>2. The air conditioner model shall be considered to comply with the requirements set out in this Regulation, as applicable, if the maximum sound power level does not exceed more than 2 dB(A) of the declared value.</p>			
Tested SEER	Declared SEER	Verification	
—	—	Tested SEER > Declared SEER x 92%	
Tested SCOP	Declared SCOP	Verification	
—	—	Tested SCOP > Declared SCOP x 92%	
Tested sound power level (dB(A))	Declared Sound power level (dB(A))	Verification	
—	—	Tested sound power level < Declared Sound power level + 2 dB(A)	

COMMISSION REGULATION (EU) No 626/2011																																				
Cl.	Requirement-Test	Result-Remark	Verdict																																	
ANNEX II	Energy efficiency classes		—																																	
1	The energy efficiency of air conditioners shall be determined on the basis of measurements and calculations set out Annex VII.		P																																	
	Both the SEER and SCOP shall take into account the reference design conditions and the operational hours per relevant mode of operation, and the SCOP shall relate to the heating season 'average', as laid down in Annex VII. The rated energy efficiency ratio (EER rated) and the rated coefficient of performance (COP rated) shall relate to standard rating conditions, as laid down in Annex VII.		P																																	
2	<p style="text-align: center;"><i>Table 1</i></p> <p style="text-align: center;">Energy efficiency classes for air conditioners, except double ducts and single ducts</p> <table border="1" style="width: 100%; border-collapse: collapse;"> <thead> <tr> <th style="width: 30%;">Energy Efficiency Class</th> <th style="width: 35%;">SEER</th> <th style="width: 35%;">SCOP</th> </tr> </thead> <tbody> <tr> <td>A+++</td> <td>SEER ≥ 8,50</td> <td>SCOP ≥ 5,10</td> </tr> <tr> <td>A++</td> <td>6,10 ≤ SEER < 8,50</td> <td>4,60 ≤ SCOP < 5,10</td> </tr> <tr> <td>A+</td> <td>5,60 ≤ SEER < 6,10</td> <td>4,00 ≤ SCOP < 4,60</td> </tr> <tr> <td>A</td> <td>5,10 ≤ SEER < 5,60</td> <td>3,40 ≤ SCOP < 4,00</td> </tr> <tr> <td>B</td> <td>4,60 ≤ SEER < 5,10</td> <td>3,10 ≤ SCOP < 3,40</td> </tr> <tr> <td>C</td> <td>4,10 ≤ SEER < 4,60</td> <td>2,80 ≤ SCOP < 3,10</td> </tr> <tr> <td>D</td> <td>3,60 ≤ SEER < 4,10</td> <td>2,50 ≤ SCOP < 2,80</td> </tr> <tr> <td>E</td> <td>3,10 ≤ SEER < 3,60</td> <td>2,20 ≤ SCOP < 2,50</td> </tr> <tr> <td>F</td> <td>2,60 ≤ SEER < 3,10</td> <td>1,90 ≤ SCOP < 2,20</td> </tr> <tr> <td>G</td> <td>SEER < 2,60</td> <td>SCOP < 1,90</td> </tr> </tbody> </table>		Energy Efficiency Class	SEER	SCOP	A+++	SEER ≥ 8,50	SCOP ≥ 5,10	A++	6,10 ≤ SEER < 8,50	4,60 ≤ SCOP < 5,10	A+	5,60 ≤ SEER < 6,10	4,00 ≤ SCOP < 4,60	A	5,10 ≤ SEER < 5,60	3,40 ≤ SCOP < 4,00	B	4,60 ≤ SEER < 5,10	3,10 ≤ SCOP < 3,40	C	4,10 ≤ SEER < 4,60	2,80 ≤ SCOP < 3,10	D	3,60 ≤ SEER < 4,10	2,50 ≤ SCOP < 2,80	E	3,10 ≤ SEER < 3,60	2,20 ≤ SCOP < 2,50	F	2,60 ≤ SEER < 3,10	1,90 ≤ SCOP < 2,20	G	SEER < 2,60	SCOP < 1,90	P
Energy Efficiency Class	SEER	SCOP																																		
A+++	SEER ≥ 8,50	SCOP ≥ 5,10																																		
A++	6,10 ≤ SEER < 8,50	4,60 ≤ SCOP < 5,10																																		
A+	5,60 ≤ SEER < 6,10	4,00 ≤ SCOP < 4,60																																		
A	5,10 ≤ SEER < 5,60	3,40 ≤ SCOP < 4,00																																		
B	4,60 ≤ SEER < 5,10	3,10 ≤ SCOP < 3,40																																		
C	4,10 ≤ SEER < 4,60	2,80 ≤ SCOP < 3,10																																		
D	3,60 ≤ SEER < 4,10	2,50 ≤ SCOP < 2,80																																		
E	3,10 ≤ SEER < 3,60	2,20 ≤ SCOP < 2,50																																		
F	2,60 ≤ SEER < 3,10	1,90 ≤ SCOP < 2,20																																		
G	SEER < 2,60	SCOP < 1,90																																		

COMMISSION REGULATION (EU) No 626/2011																																																																
Cl.	Requirement-Test	Result-Remark			Verdict																																																											
	<p style="text-align: center;"><i>Table 2</i></p> <p style="text-align: center;">Energy efficiency classes for double ducts and single ducts</p> <table border="1" style="width: 100%; border-collapse: collapse;"> <thead> <tr> <th rowspan="2">Energy Efficiency Class</th> <th colspan="2">Double ducts</th> <th colspan="2">Single ducts</th> </tr> <tr> <th>EER_{rated}</th> <th>COP_{rated}</th> <th>EER_{rated}</th> <th>COP_{rated}</th> </tr> </thead> <tbody> <tr> <td>A+++</td> <td>≥ 4,10</td> <td>≥ 4,60</td> <td>≥ 4,10</td> <td>≥ 3,60</td> </tr> <tr> <td>A++</td> <td>3,60 ≤ EER < 4,10</td> <td>4,10 ≤ COP < 4,60</td> <td>3,60 ≤ EER < 4,10</td> <td>3,10 ≤ COP < 3,60</td> </tr> <tr> <td>A+</td> <td>3,10 ≤ EER < 3,60</td> <td>3,60 ≤ COP < 4,10</td> <td>3,10 ≤ EER < 3,60</td> <td>2,60 ≤ COP < 3,10</td> </tr> <tr> <td>A</td> <td>2,60 ≤ EER < 3,10</td> <td>3,10 ≤ COP < 3,60</td> <td>2,60 ≤ EER < 3,10</td> <td>2,30 ≤ COP < 2,60</td> </tr> <tr> <td>B</td> <td>2,40 ≤ EER < 2,60</td> <td>2,60 ≤ COP < 3,10</td> <td>2,40 ≤ EER < 2,60</td> <td>2,00 ≤ COP < 2,30</td> </tr> <tr> <td>C</td> <td>2,10 ≤ EER < 2,40</td> <td>2,40 ≤ COP < 2,60</td> <td>2,10 ≤ EER < 2,40</td> <td>1,80 ≤ COP < 2,00</td> </tr> <tr> <td>D</td> <td>1,80 ≤ EER < 2,10</td> <td>2,00 ≤ COP < 2,40</td> <td>1,80 ≤ EER < 2,10</td> <td>1,60 ≤ COP < 1,80</td> </tr> <tr> <td>E</td> <td>1,60 ≤ EER < 1,80</td> <td>1,80 ≤ COP < 2,00</td> <td>1,60 ≤ EER < 1,80</td> <td>1,40 ≤ COP < 1,60</td> </tr> <tr> <td>F</td> <td>1,40 ≤ EER < 1,60</td> <td>1,60 ≤ COP < 1,80</td> <td>1,40 ≤ EER < 1,60</td> <td>1,20 ≤ COP < 1,40</td> </tr> <tr> <td>G</td> <td>< 1,40</td> <td>< 1,60</td> <td>< 1,40</td> <td>< 1,20</td> </tr> </tbody> </table>			Energy Efficiency Class	Double ducts		Single ducts		EER _{rated}	COP _{rated}	EER _{rated}	COP _{rated}	A+++	≥ 4,10	≥ 4,60	≥ 4,10	≥ 3,60	A++	3,60 ≤ EER < 4,10	4,10 ≤ COP < 4,60	3,60 ≤ EER < 4,10	3,10 ≤ COP < 3,60	A+	3,10 ≤ EER < 3,60	3,60 ≤ COP < 4,10	3,10 ≤ EER < 3,60	2,60 ≤ COP < 3,10	A	2,60 ≤ EER < 3,10	3,10 ≤ COP < 3,60	2,60 ≤ EER < 3,10	2,30 ≤ COP < 2,60	B	2,40 ≤ EER < 2,60	2,60 ≤ COP < 3,10	2,40 ≤ EER < 2,60	2,00 ≤ COP < 2,30	C	2,10 ≤ EER < 2,40	2,40 ≤ COP < 2,60	2,10 ≤ EER < 2,40	1,80 ≤ COP < 2,00	D	1,80 ≤ EER < 2,10	2,00 ≤ COP < 2,40	1,80 ≤ EER < 2,10	1,60 ≤ COP < 1,80	E	1,60 ≤ EER < 1,80	1,80 ≤ COP < 2,00	1,60 ≤ EER < 1,80	1,40 ≤ COP < 1,60	F	1,40 ≤ EER < 1,60	1,60 ≤ COP < 1,80	1,40 ≤ EER < 1,60	1,20 ≤ COP < 1,40	G	< 1,40	< 1,60	< 1,40	< 1,20		N/A
Energy Efficiency Class	Double ducts		Single ducts																																																													
	EER _{rated}	COP _{rated}	EER _{rated}	COP _{rated}																																																												
A+++	≥ 4,10	≥ 4,60	≥ 4,10	≥ 3,60																																																												
A++	3,60 ≤ EER < 4,10	4,10 ≤ COP < 4,60	3,60 ≤ EER < 4,10	3,10 ≤ COP < 3,60																																																												
A+	3,10 ≤ EER < 3,60	3,60 ≤ COP < 4,10	3,10 ≤ EER < 3,60	2,60 ≤ COP < 3,10																																																												
A	2,60 ≤ EER < 3,10	3,10 ≤ COP < 3,60	2,60 ≤ EER < 3,10	2,30 ≤ COP < 2,60																																																												
B	2,40 ≤ EER < 2,60	2,60 ≤ COP < 3,10	2,40 ≤ EER < 2,60	2,00 ≤ COP < 2,30																																																												
C	2,10 ≤ EER < 2,40	2,40 ≤ COP < 2,60	2,10 ≤ EER < 2,40	1,80 ≤ COP < 2,00																																																												
D	1,80 ≤ EER < 2,10	2,00 ≤ COP < 2,40	1,80 ≤ EER < 2,10	1,60 ≤ COP < 1,80																																																												
E	1,60 ≤ EER < 1,80	1,80 ≤ COP < 2,00	1,60 ≤ EER < 1,80	1,40 ≤ COP < 1,60																																																												
F	1,40 ≤ EER < 1,60	1,60 ≤ COP < 1,80	1,40 ≤ EER < 1,60	1,20 ≤ COP < 1,40																																																												
G	< 1,40	< 1,60	< 1,40	< 1,20																																																												
ANNEX IV	Product fiche				—																																																											
	1. The information in the product fiche shall be given in the order specified below:				P																																																											
	(a) supplier's name or trade mark;				P																																																											
	(b) model identifier of the indoor air conditioner or of the indoor and outdoor elements of the air conditioner;				P																																																											
	(c) without prejudice to any requirements under the Union eco-label scheme, where a model has been granted a 'European Union eco-label' under Regulation (EC) No 66/2010, a copy of the eco-label may be added;				N/A																																																											
	(d) inside and outside sound power levels at standard rating conditions, on cooling and/or heating modes;				P																																																											
	(e) the name and GWP of the refrigerant used and a standard text as follows:				P																																																											
	'Refrigerant leakage contributes to climate change. Refrigerant with lower global warming potential (GWP) would contribute less to global warming than a refrigerant with higher GWP, if leaked to the atmosphere. This appliance contains a refrigerant fluid with a GWP equal to [xxx]. This means that if 1 kg of this refrigerant fluid would be leaked to the atmosphere, the impact on global warming would be [xxx] times higher than 1 kg of CO ² , over a period of 100 years. Never try to interfere with the refrigerant circuit yourself or disassemble the product yourself and always ask a professional.'				P																																																											

COMMISSION REGULATION (EU) No 626/2011			
Cl.	Requirement-Test	Result-Remark	Verdict
2	Additionally, the following information shall be included in the product fiche on air conditioners on the cooling mode, when efficiency is declared on the basis of the seasonal energy efficiency ratio (SEER):		P
	(a) the SEER and the energy efficiency class of the model (model of a unit or of a combination of units) determined in accordance with definitions and test procedures in Annex I and VII for the cooling mode as well as with the class limits defined in Annex II;		P
	(b) the indicative annual electricity consumption Q CE in kWh/a during the cooling season, determined in accordance with definitions and test procedures in Annex I and VII, respectively. It shall be described as: 'Energy consumption "XYZ" kWh per year, based on standard test results. Actual energy consumption will depend on how the appliance is used and where it is located';		P
	(c) the design load Pdesignc in kW of the appliance in cooling mode determined in accordance with definitions and test procedures in Annex I and VII, respectively;		P
3	Additionally, the following notes define the information to be included in the fiche on the heating mode, when efficiency is declared on the basis of seasonal coefficient of performance (SCOP):		P
	(a) the SCOP and the energy efficiency class of the model, or combination, in heating mode determined in accordance with definitions and test procedures in Annex I and VII, respectively, as well as with the class limits defined in Annex II;		P
	(b) the indicative annual electricity consumption for an average heating season Q HE in kWh/a, determined in accordance with definitions and test procedures in Annex I and VII, respectively. It shall be described as: 'Energy consumption "XYZ" kWh per year, based on standard test results. Actual energy consumption will depend on how the appliance is used and where it is located';		P
	(c) other designated heating seasons for which the unit is declared fit for purpose, with options of warmer (optional) or colder (optional) seasons, as defined in Annex I;		P
	(d) the design load Pdesignh in kW of the appliance in heating mode determined in accordance with definitions and test procedures in Annex I and VII;		P
	(e) the declared capacity and an indication of the back up heating capacity assumed for the calculation of SCOP at reference design conditions.		P
4	Additionally, the following notes define the information to be included in the fiche of air conditioners, when efficiency is declared on the basis of energy efficiency ratio (EER rated) or coefficient of performance (COP rated):		N/A

COMMISSION REGULATION (EU) No 626/2011			
Cl.	Requirement-Test	Result-Remark	Verdict
	(a) the energy efficiency class of the model, determined in accordance with definitions and test procedures in Annex I and VII, as well as the class limits defined in Annex II;		N/A
	(b) for double ducts, the indicative hourly electricity consumption Q _{DD} in kWh/60 minutes determined in accordance with definitions and test procedures in Annex I and VII. It shall be described as: 'Energy consumption "X,Y" kWh per 60 minutes, based on standard test results. Actual energy consumption will depend on how the appliance is used and where it is located';		N/A
	(c) for single ducts, the indicative hourly electricity consumption Q _{SD} in kWh/60 minutes determined in accordance with definitions and test procedures in Annex I and VII. It shall be described as: 'Energy consumption "X,Y" kWh per 60 minutes, based on standard test results. Actual energy consumption will depend on how the appliance is used and where it is located';		N/A
	(d) the cooling capacity P rated in kW of the appliance determined in accordance with definitions and test procedures in Annex I and VII;		N/A
	(e) the heating capacity P rated in kW of the appliance determined in accordance with definitions and test procedures in Annex I and VII.		N/A
5	One fiche may cover a number of appliance models supplied by the same supplier.		N/A
6	The information contained in the fiche may be given in the form of a copy of the label, either in colour or in black and white. Where this is the case, the information listed in points 1-4 not already displayed on the label shall also be provided.		N/A
ANNEX V	Technical documentation		—
	The technical documentation referred to in Article 3 (1)(c) shall include at least the following items:		P
	(a) the name and address of the supplier;		P
	(b) a general description of the appliance model, sufficient for it to be unequivocally and easily identified. Single ducts shall be referred to as 'local air conditioners';		P
	(c) where appropriate, the references for the harmonised standards applied;		P
	(d) where appropriate, the other calculation methods, measurement standards and specifications used;		N/A
	(e) identification and signature of the person empowered to bind the supplier;		P
	(f) where appropriate the technical parameters for measurements, established in accordance with Annex VII:		P
	(i) overall dimensions;		P
	(ii) specification of the type of the air conditioner;		P

COMMISSION REGULATION (EU) No 626/2011			
Cl.	Requirement-Test	Result-Remark	Verdict
	(iii) specification whether the appliance is designed for cooling or heating only or for both;		P
	(iv) the energy efficiency class of the model as defined in Annex II;		P
	(v) The energy efficiency ratio (EER rated) and coefficient of performance (COP rated) for single and double duct air conditioners or seasonal energy efficiency ratio (SEER) and seasonal coefficient of performance (SCOP) for other air conditioners;		P
	(vi) The heating season for which the appliance is declared fit for purpose;		P
	(vii) Sound power levels expressed in dB(A) re1 pW, rounded to the nearest integer;		P
	(viii) the name and GWP of refrigerant used.		P
	(g) the results of calculations performed in accordance with Annex VII. Suppliers may include additional information at the end of the above list.		P
	Where the information included in the technical documentation file for a particular air conditioner model has been obtained by calculation on the basis of design, or extrapolation from other equivalent appliances, or both, the documentation shall include details of such calculations or extrapolations, or both, and of tests undertaken by suppliers to verify the accuracy of the calculations undertaken. The information shall also include a list of all other equivalent appliance models where the information was obtained on the same basis.		P
ANNEX VI	Information to be provided in the cases where end-users cannot be expected to see the product displayed		—
1	1. The information referred to in Article 4(b) shall be provided in the following order:		P
	(a) The energy efficiency class of the model as defined in Annex II;		P
	(b) for air conditioners other than single ducts and double ducts:		P
	(i) the seasonal energy efficiency ratio (SEER) and/or seasonal coefficient of performance (SCOP);		P
	(ii) the design load (in kW);		P
	(iii) the annual electricity consumption;		P
	(iv) the cooling and/or each heating ('Average, Colder, Warmer') season the appliance is declared fit for purpose;		P
	(c) for single duct and double duct air conditioners:		N/A
	(i) the energy efficiency ratio (EER) and/or coefficient of performance (COP);		N/A
	(ii) the rated capacity (kW);		N/A
	(iii) for double ducts, the hourly electricity consumption for cooling and/or heating;		N/A
	(iv) for single ducts, the hourly electricity consumption for cooling and/or heating;		N/A

COMMISSION REGULATION (EU) No 626/2011			
Cl.	Requirement-Test	Result-Remark	Verdict
	(d) Sound power levels expressed in dB(A) re1 pW, rounded to the nearest integer;		P
	(e) Name and GWP of refrigerant used.		P
2	Where other information contained in the product information fiche is also provided, it shall be in the form and order specified in Annex IV.		P
3	The size and font in which all the information referred in this Annex is printed or shown shall be legible.		P

Photo documents:

Products General – indoor unit



Products General – outdoor unit



Products General –compressor



--- End of Report ---