

Ø 6,4 mm

$D1 = 6,4 + 0 / - 0,11 \text{ mm}$

$D2 = 13,5 + 0 / - 1,5 \text{ mm}$







$k = 3,0 + / - 0,4 \text{ mm}$

$d = 4,0 \text{ mm (Ref.)}$

$P = \geq 31,0 \text{ mm}$

$L = + / - 0,99 \text{ mm}$

 6,6 - 6,9 mm

	F max					
6,4 x 14,5 mm	27,0 mm	2,0 - 9,5 mm	76605 06414	5400 N	3600 N	445 N
6,4 x 20,5 mm	37,0 mm	2,0 - 15,9 mm	76605 06420			