

Semur



D Montageanleitung

GB Assembly instructions

FR Notice de montage

NL Handleiding voor de montage

CZ Montážní návod

IT Istruzioni di montaggio

RO Instrucțiuni de montaj

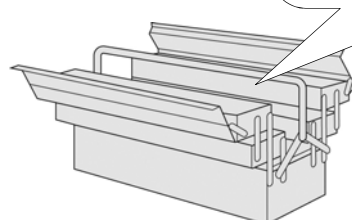
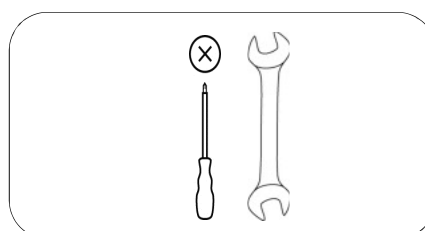

RU инструкция по сборке

PL Instrukcja montażu

SK Návod na montáž

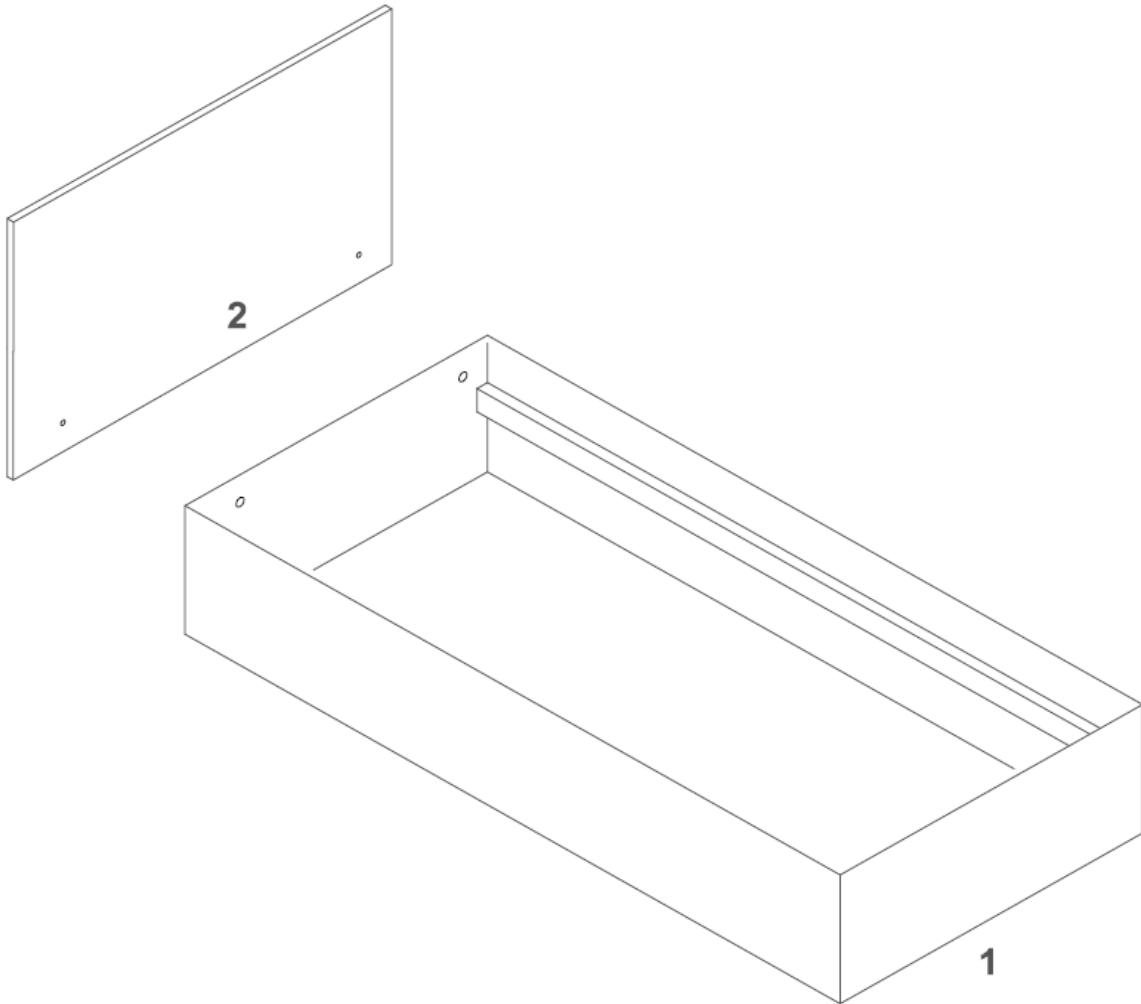
HU Szerelési útmutató

TR Montaj talimati



0
10
20
30
40
50
60
70
80
90
100
110
120
130
140
150
160
170
180
190
200

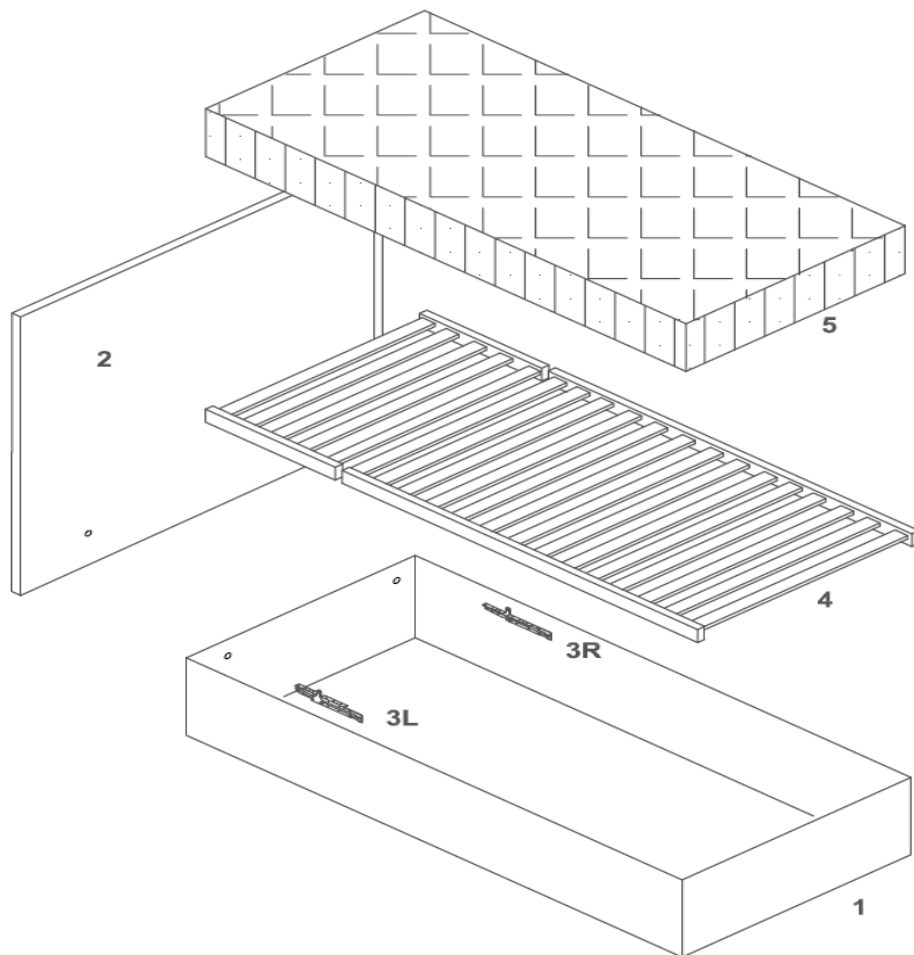
Service • Assistenza • Dienstverlening • Serwis Servis • Szerviz • Сервисная служба	
Name • Nom • Nome • Naam Nazwa • Jméno • Názov • Név Denumire • İsim • Название	Semur EB
Nr. • No. • N° • Номер • Č • Sz	SH52
Typ • Type • Tip • Típus • Tipo Тип	OHNE



A	B	C	D	E	F	G	H	I
4x	4x 8x90	4x 10x80	4x 8x20	4x	2x	2x 8x60	2x 8x40	2x M8

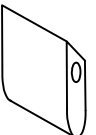

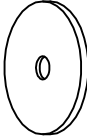


0
10
20
30
40
50
60
70
80
90
100
110
120
130
140
150
160
170
180
190
200

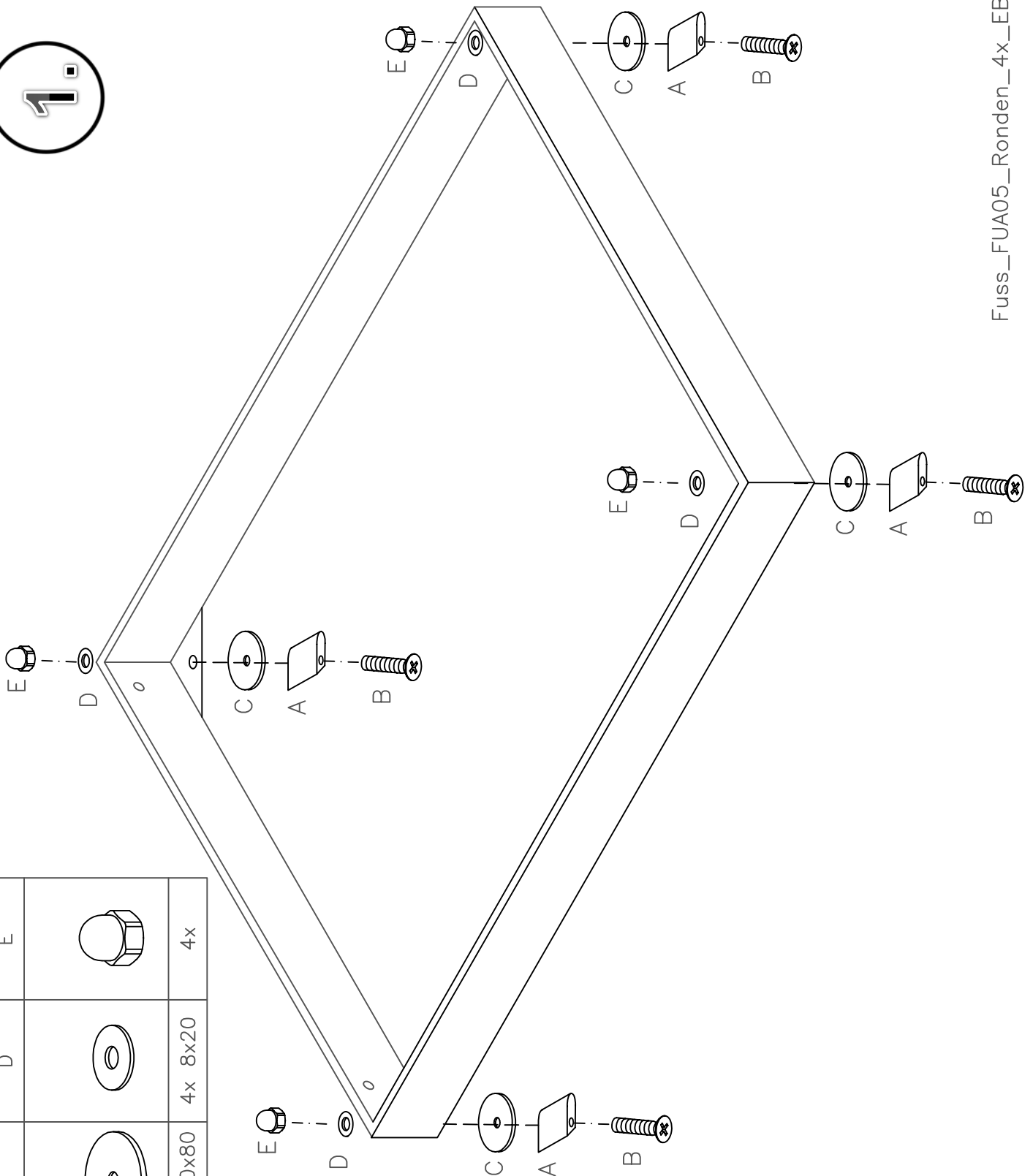
Service • Assistenza • Dienstverlening • Serwis Servis • Szerviz • Сервисная служба	
Name • Nom • Nome • Naam Nazwa • Jméno • Názov • Név Denumire • İsim • Название	Semur EB
Nr. • No. • N° • Номер • Č • Sz	SH52
Typ • Type • Tip • Típus • Tipo Тип	LARO

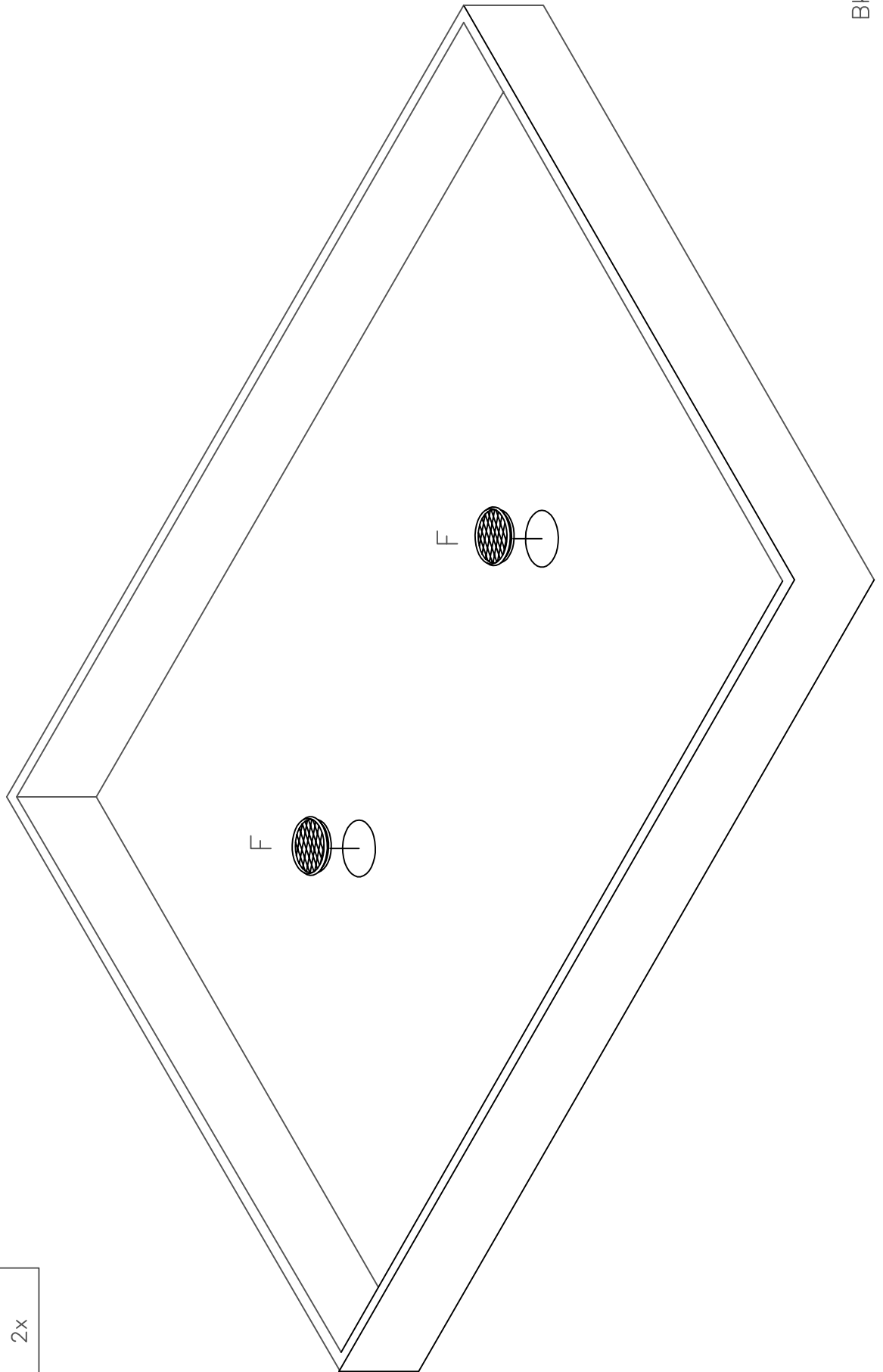



A	B	C	D	E	F	G	H	I
4x	4x 8x90	4x 10x80	4x 8x20	4x	2x	2x 8x60	2x 8x40	2x M8




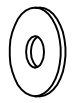

A		4x
B		4x 8x90
C		4x 10x80
D		4x 8x20
E		4x





F		2x
---	---	----



 G 2x 8x60	 H 2x 8x40	 I 2x M8	Achtung! Schrauben nicht überdrehen FR Attention! Ne serrez pas trop CZ Dávej Pozor! Nepřetahujte RO Ai Grija! Nu strângeți PL Uwaga! Nie dokręcać zbyt mocno HU Vigyázz! Ne húzza túl GB Watch Out! Do not over tighten NL Let Op! Niet te vast IT Attento! Non stringere RU Осторожно! Не затягивайте SK Dávaj Pozor! Nepretahujte TR Dikkat! Üzerinde sıkmayın
---	---	---	--

