



SMART
HOME
LIGHTS

D | Montageanleitung • GB | Fitting instructions

831056

230V / 50 Hz

8x3W LED-Board

nicht wechselbar / not changeable

LED



t

T_k



3 W

300 lm

28 W

2.160 lm

LED-Board

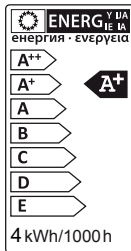
25.000 h

2.700-5.000k / RGB

15.000 x

<0,5s

dimmable with rrc



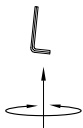
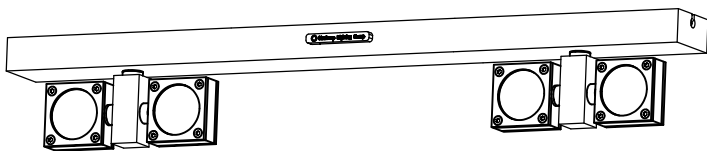
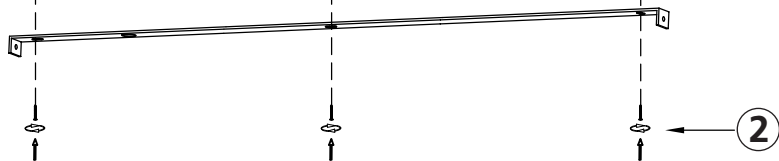
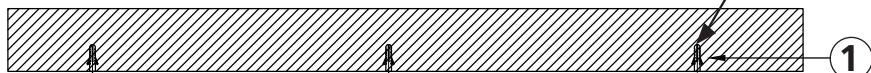
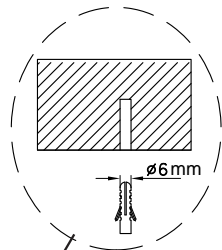
AAA, 1,5V

Inkl. Fernbedienung
Incl. radio remote control



1 | Montage / fitting

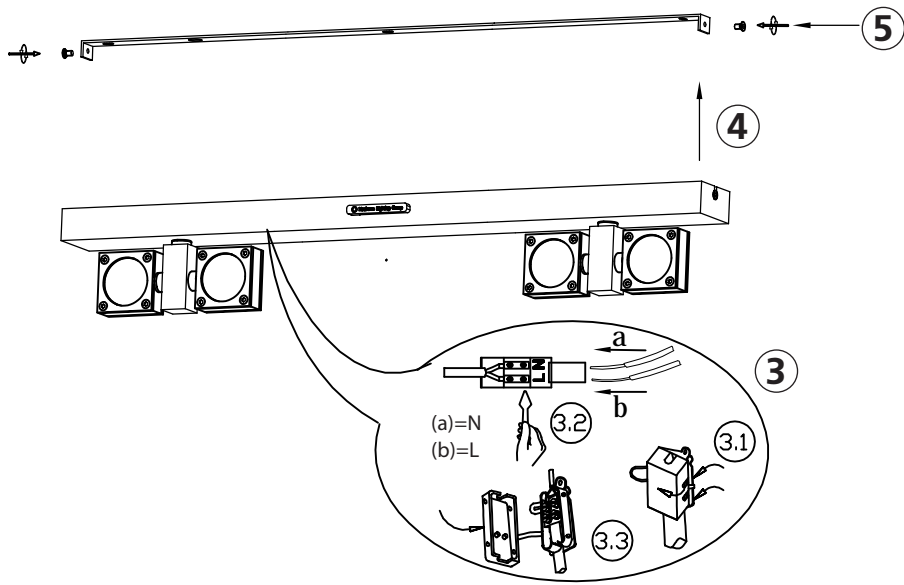
als Deckenleuchte
as ceiling light



2 | Elektrischer Anschluss / electrical connection

230 Volt/50 Hz-Anschluss

230 voltage/50 Hz connection



3 | Fernbedienung anlernen / teach remote control

Siehe Q-Fernbedienungsanleitung

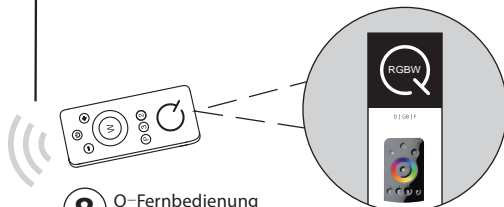
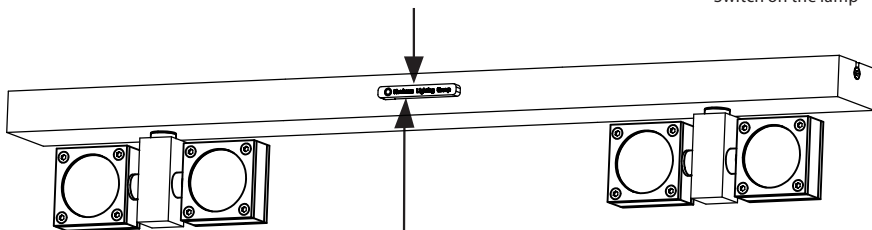
See Q-remote control manual



6

Leuchte einschalten
Switch on the lamp

Q-Empfänger (Antenne)
Q-receiver



8

Q-Fernbedienung
anlernen
Teach Q-remote
control

7

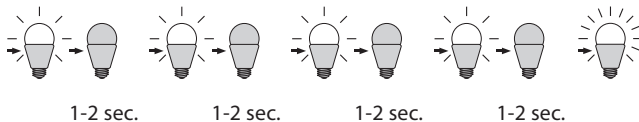
Bedienungsanleitung
lesen
Read instruction
manual





Rückstellen der Leuchte auf Werkseinstellung
Reset the lamp, factory new

5 x on/off



D Das Gerät erfüllt die grundlegenden Anforderungen der Richtlinie 2014/53/EU (Radio Equipment Directive) des Europäischen Parlaments und des Rates der europäischen Union vom 16.04.2014 über Funkanlagen. Die vollständige Konformitätserklärung kann bei der unten stehenden Internet-Adresse aufgerufen werden.

GB This device fulfils the fundamental requirements of Directive 2014/53/EU (Radio Equipment Directive) of the European Parliament and of the Council of the European Union dated 16.04.2014 on items of radio equipment. The full declaration of conformity can be accessed at the Internet-address given below.

Paul Neuhaus

Paul Neuhaus GmbH
Olakenweg 36 · 59457 Werl
Germany

Telefon: +49 (0) 2922-97 21-0
Telefax: +49 (0) 2922-97 21-9120

<https://scm.paul-neuhaus.de/public/conformity/>
kundenservice@neuhaus-group.de