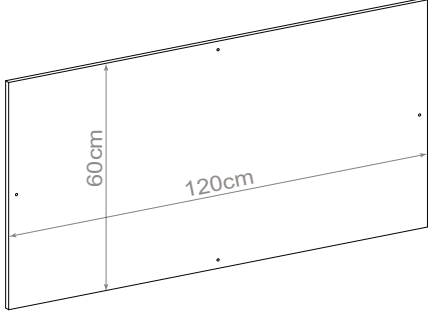
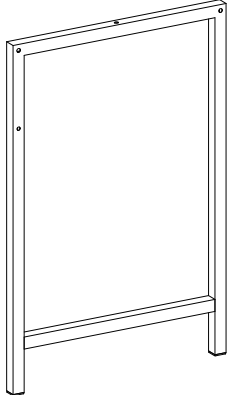
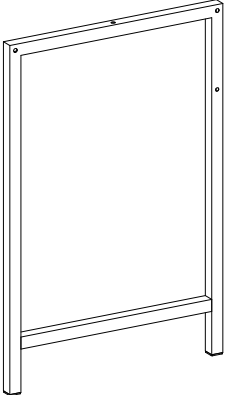
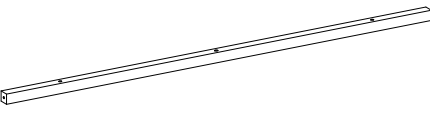
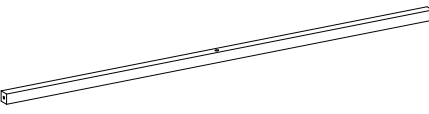
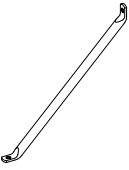



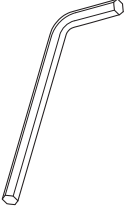


**INSTRUCTION MANUAL/BEDIENUNGSANLEITUNG/NOTICE D'UTILISATION/  
MANUAL DE INSTRUCCIONES DE USO/MANUALE DI ISTRUZIONI**

**PARTS LIST/STÜCKLISTE/PARTS LIST/LISTA DE PIEZAS/LISTA DEI PEZZI**

<p><b>A</b></p>  <p>60cm 120cm</p> <p>1pc</p>	<p><b>B</b></p>  <p>1pc</p>	<p><b>C</b></p>  <p>1pc</p>	
<p><b>D</b></p>  <p>1pc</p>	<p><b>E</b></p>  <p>1pc</p>	<p><b>F</b></p>  <p>2pcs</p>	
<p><b>G</b></p>  <p>M5×12</p> <p>4pcs</p>	<p><b>H</b></p>  <p>M6×35</p> <p>8pcs</p>	<p><b>I</b></p>  <p>4pcs</p>	<p><b>J</b></p>  <p>1pc</p>



**Warning!** Tight all the screws to 60% first then tight to 100%.  
**Warnung!** Während der Montage alle Schrauben zuerst 60% anziehen, dann zu 100%.  
**Attention !** Serrez toutes les vis à 60% d'abord puis serrez à 100%.  
**Atención!** Primero apriete los tornillos al 60% y después al 100%.  
**Avvertimento!** Stringere le viti dapprima al 60% e successivamente completamente al 100%.

