(D) **Montageanleitung**
(GB) **Assembly instructions**
(FR) **Notice de montage**
(TR) **Montaj talimatı**
(IT) **Istruzioni di montaggio**
(NL) **Handleiding voor de montage**
(RU) **Инструкция по монтажу**
(CZ) **Montážní návod**
(HU) **Szerelési útmutató**
(RO) **Instrucţiuni de montaj**
(PL) **Instrukcja montażu**
(SK) **Návod na montáž**



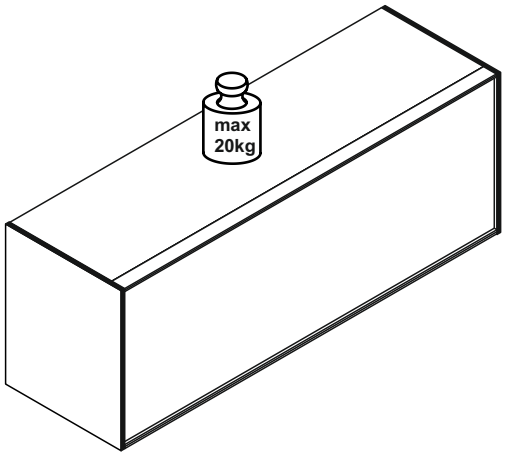

0771-HS_1-120
Hängeschrank

REPC-Nr.:

Service • Assistenza • Dienstverlening • Serwis
Servis • Szerviz • Сервисная служба

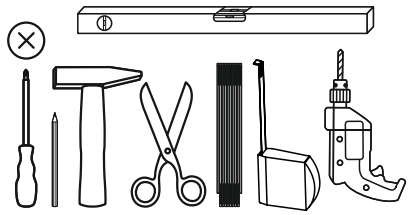



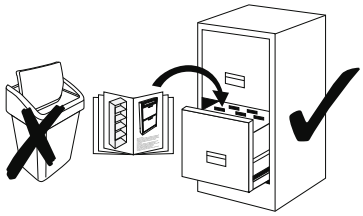





Colli 1/2 : (8)

Colli 2/2 : (1) (2) (3) (4) (5) (6) (7) (9) Beutel 1/3, 2/3, 3/3

Beutel 1/3

1-80		1-130		1-174		1-190		1-200		1-349	
17x	3,5x13	8x	4x27	4x	4,5x50	8x	M4x20	2x	6,3x13	8x	M4
2-10		2-20		8-70		8-90		8-91			
26x		26x		4x	Ø8	2x		2x			

Beutel 2/3

3-07		3-11		3-42	
1x		3x		3x	8er

Beutel 3/3

1-325		2-103		3-148		3-149		3-150		3-157	
8x		8x	8x30	1x		1x		1x		1x	Push
5-130											
1x	LEIM										

Colli 1/2

9
1x
1180 x 360

Colli 2/2

1 2x
1184 x 34

2
1x
1184 x 281

3 1x
348 x 269

4 2x
348 x 269

5
1x
1154 x 348

6 2x
348 x 298

7
1x
1184 x 281

8 2x
382 x 317

10 1x

1

2-20	1
8x	

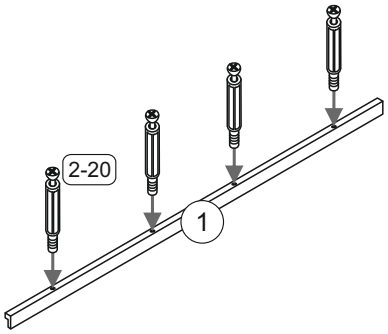

2

1-349	8
8x	M4

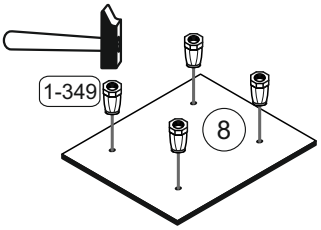

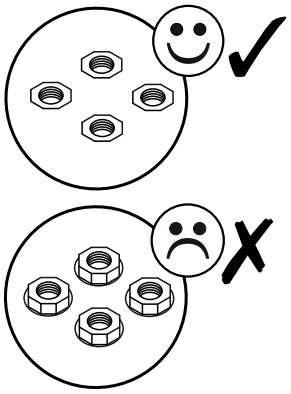

3

2-10	1
8x	2
2-20	
18x	

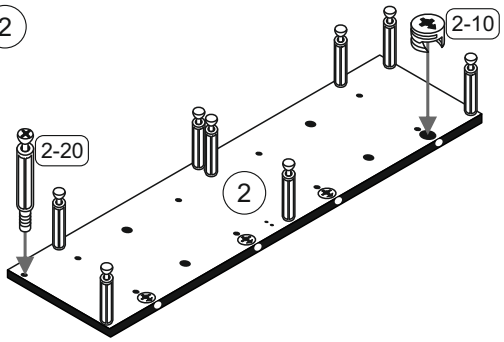

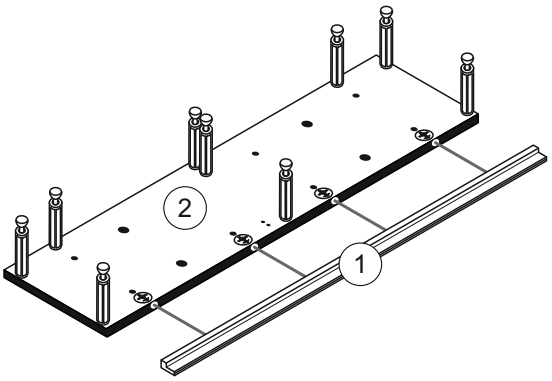

4

2-10	3
4x	

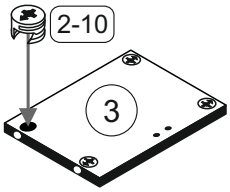

5

2-103		5-130	4
8x	8x30	1x	LEIM

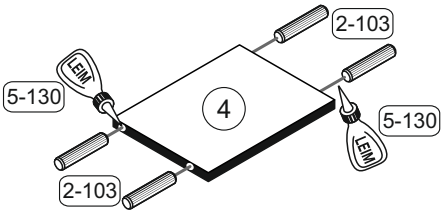

6

2-10	5
6x	

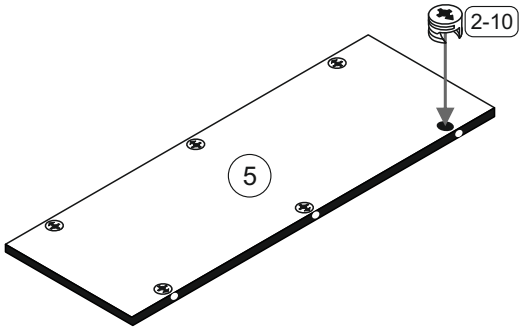

7

2-10	6
8x	

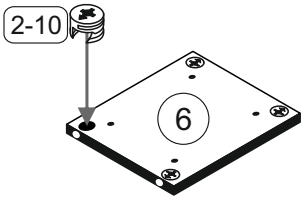

8

2-10	2-20	3-11	
8x	18x	3x	1 7

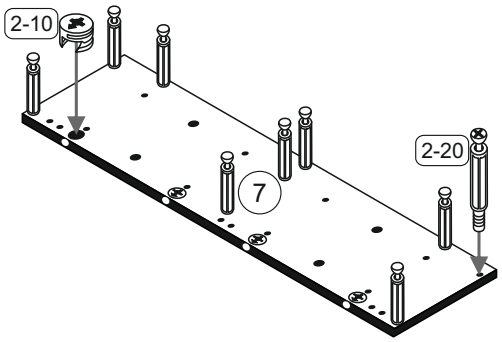

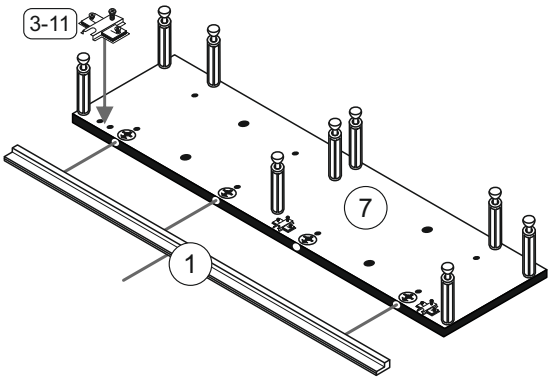

9

5-130
1x

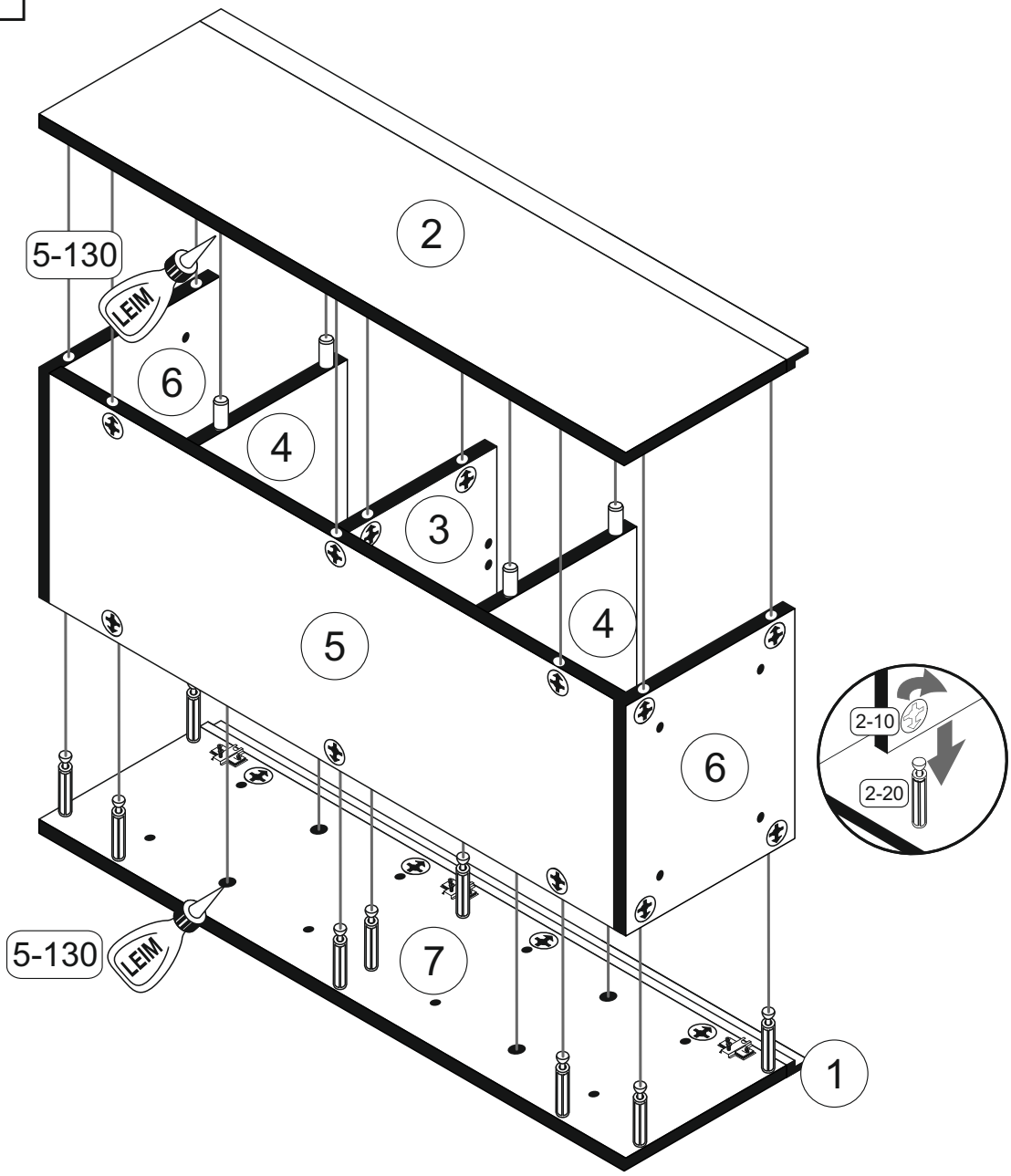

10

Schablone zum aufhängen

(hierzu die Ecken des Blattes in die Ecke zwischen Seite und Oberplatte anlegen und mit einem Dorn die Löcher vorstechen.)

vertikale Aufhängung



horizontale Aufhängung

1-80		8-90	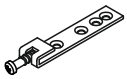
6x	3,5x13	**2x**	

Die verschiedenen Möglichkeiten zur Aufhängung des Schrankes finden sie auf der Rückseite.

Bitte beachten:

Die Montage der Aufhänger entscheidet ob die Tür links oder rechts anschlagend montiert wird bzw. die Klappe nach oben oder unten geöffnet wird.

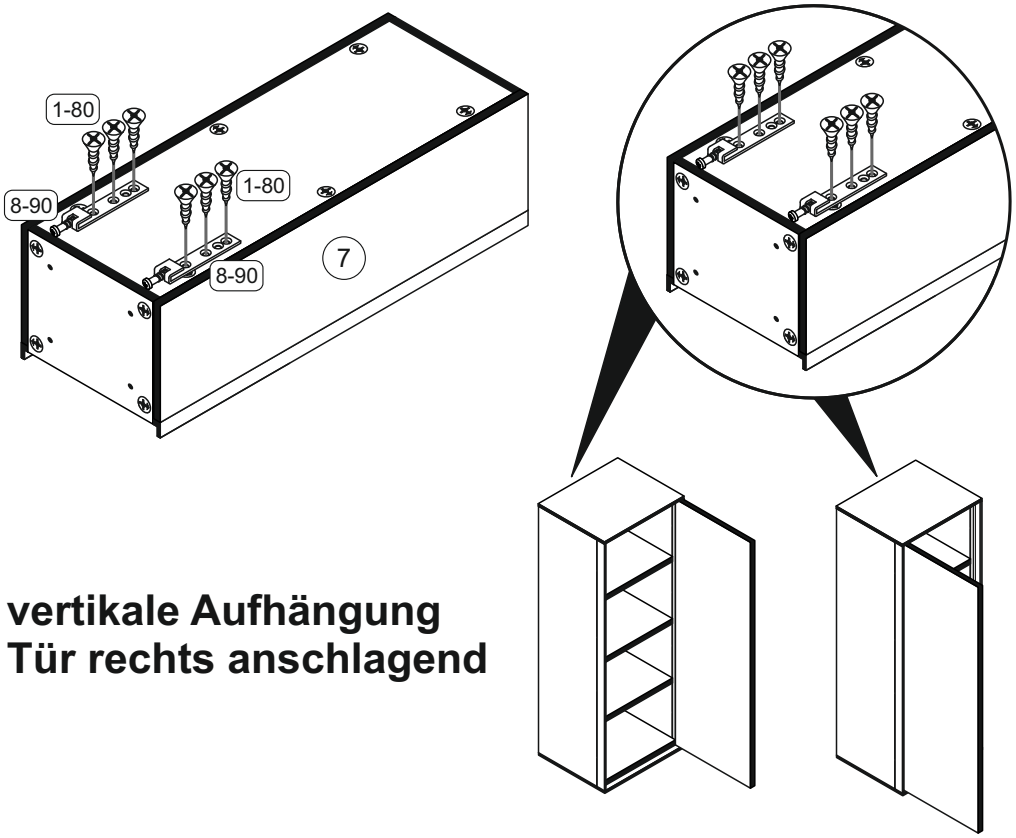

vertikale Aufhängung
Tür rechts anschlagend

vertikale Aufhängung
Tür links anschlagend

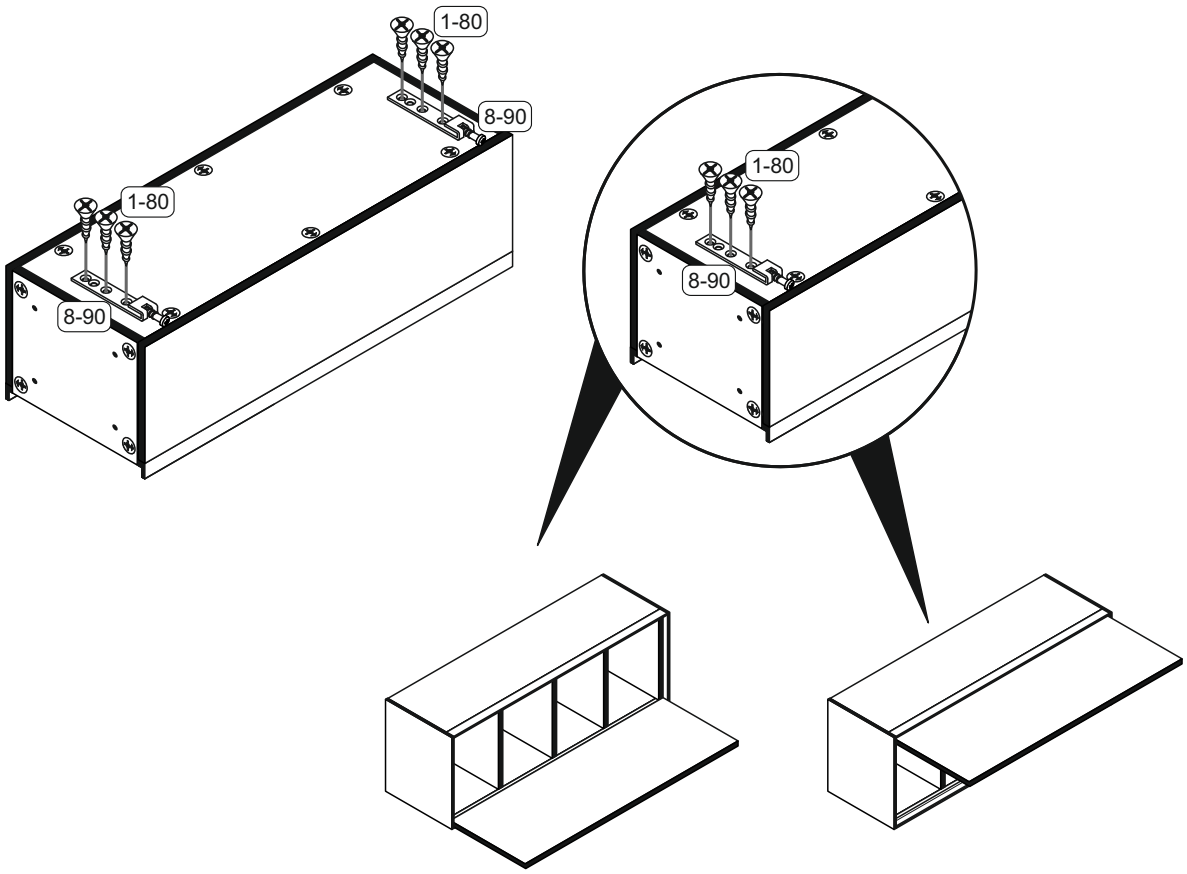

horizontale Aufhängung
als Klappe nach unten

horizontale Aufhängung
als Klappe nach oben

11

1-190	
8x	M4x20

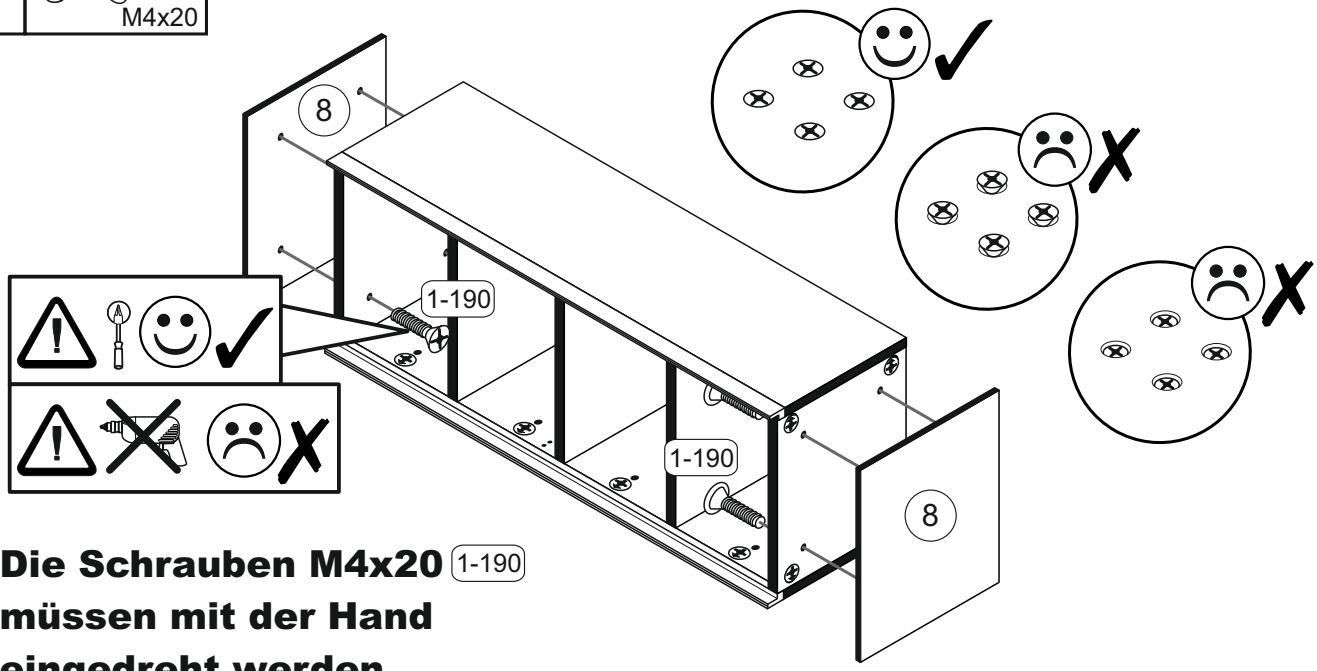

Die Schrauben M4x20 1-190 **müssen mit der Hand eingedreht werden.**

12

1-174		8-91		8-70	
4x	4,5x50	2x		4x	Ø8

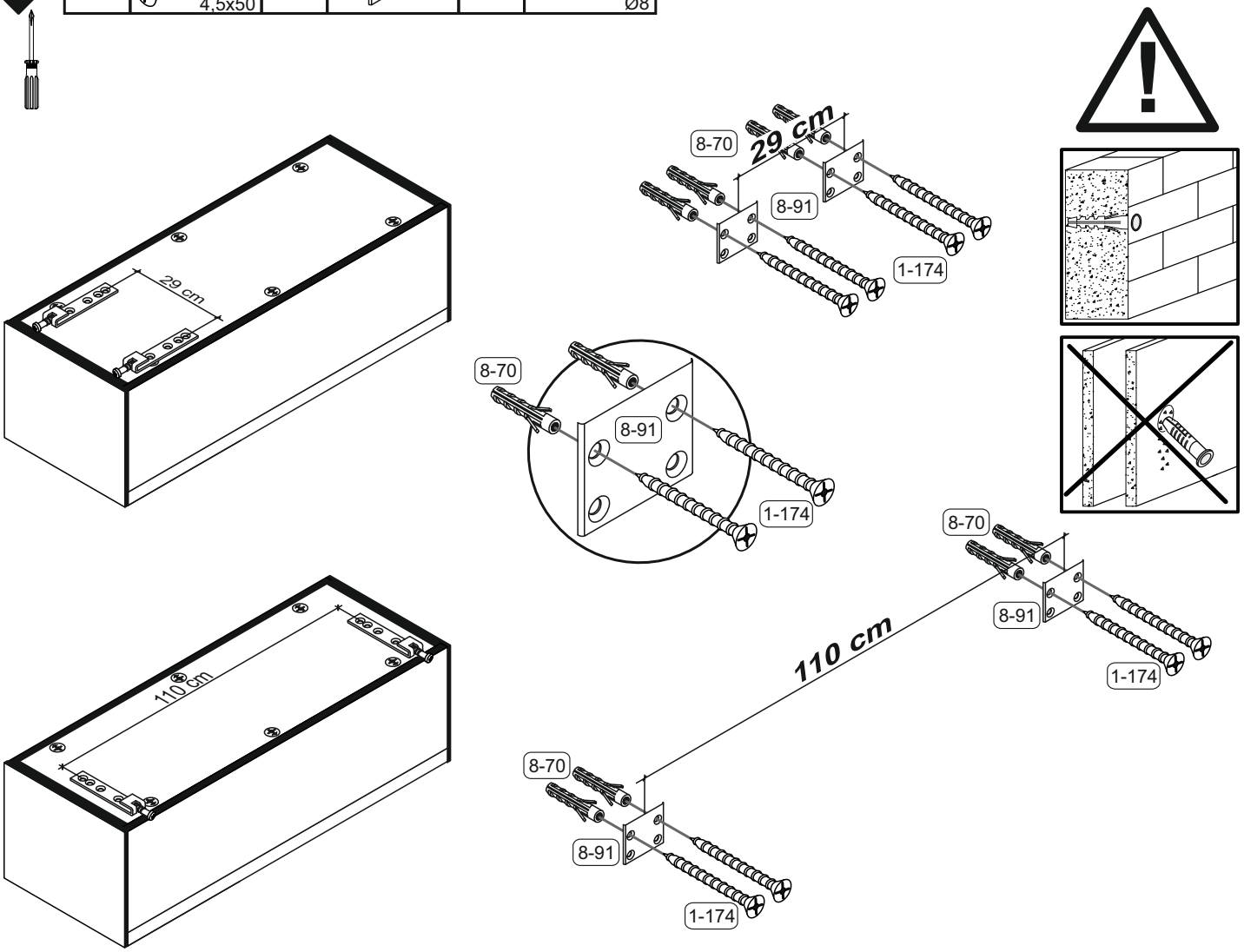

13

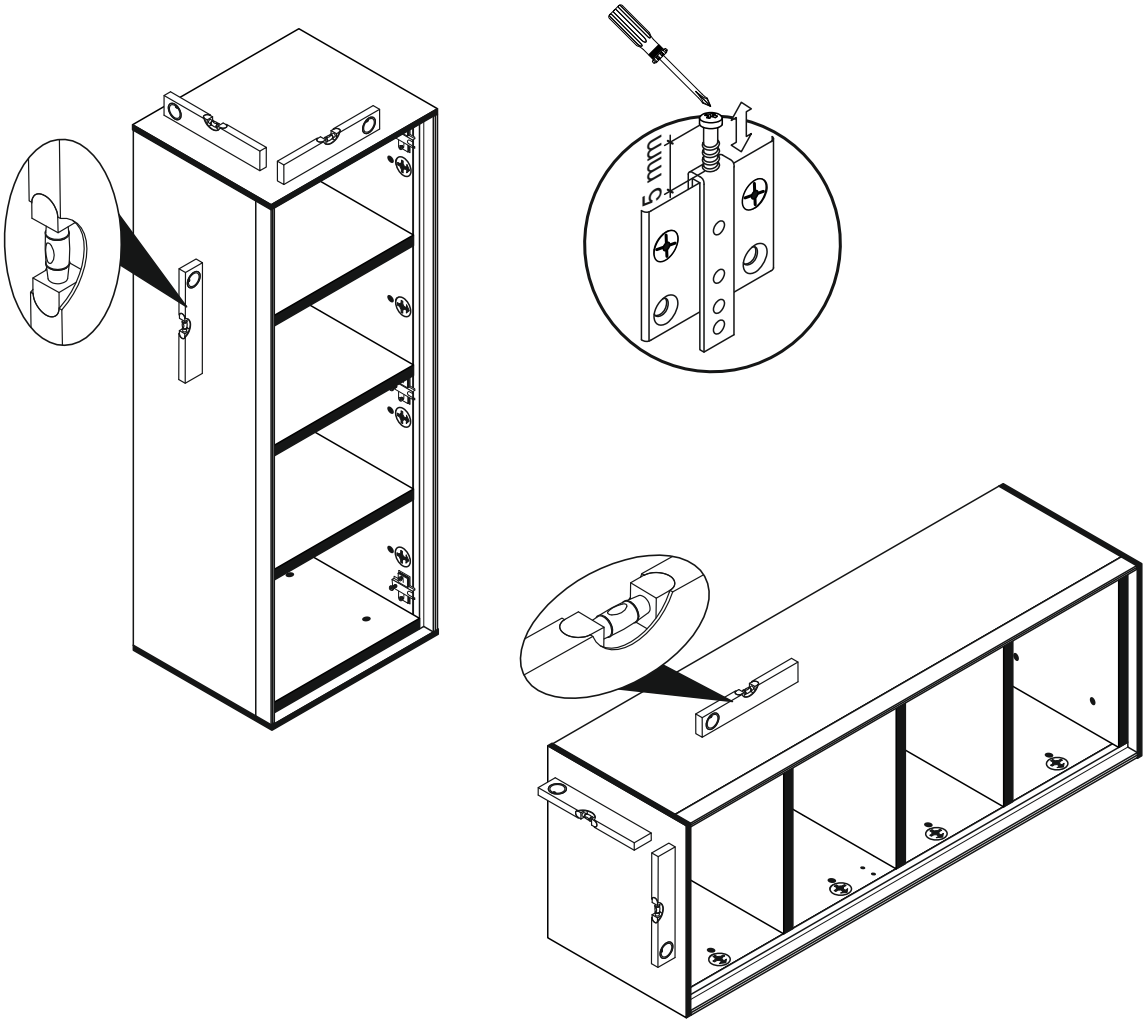

Achtung • Attention • Attenzione • Opgelet • Uwaga • Pozor • Figyelem • Atenţie • Dikkat • Внимание	
D	Wandbefestigung dient als Kippschutz - unbedingt anbringen! Bei einigen Wandtypen kann ein Spezialdübel erforderlich sein!
GB	The wall fastening serves to prevent tipping - be absolutely sure to mount it! For certain wall types, a special wall plug may be necessary!
FR	La fixation murale sert de protection contre le basculement – à installer impérativement ! Pour certains types de murs il faut des chevilles spéciales !
TR	Duvardaki sabitleme, devrilmeye karş› bir emniyet tedbiridir ve mutlaka monte edilmelidir! Baz› duvar tiplerinde bunun için özel bir dübel gerekli olabilir!
IT	Il fissaggio alla parete serve da protezione anti-ribaltamento – attaccarla assolutamente! Per alcune strutture di parete può essere necessario un tassello speciale!
NL	Bevestiging aan de muur dient als kantelbescherming – zeker en vast bevestigen! Bij enkele muurtypes is een speciale plug misschien vereist!
RU	Обязательно установите крепление на стене во избежание опрокидывания! Для некоторых типов стен может потребоваться специальный дюбель!
CZ	Montáž na stěnu slouží jako ochrana proti převrhnutí – bezpodmínečně umístěte! U některých typů stěn může být zapotřebí speciální hmoždinka!
HU	A terméket a falhoz kel rögzíteni, különben az felborulhat! Egyes faltípusoknál speciális tiplit kell használni!
RO	Sistemul de fixare la perete serveşte ca protecţie la răsturnare - de montat obligatoriu! Pentru unele tipuri de pereţi este posibil să fie necesar un diblu special!
PL	Mocowanie do ściany jest jednocześnie zabezpieczeniem przed przewróceniem – koniecznie zamontować ! Do niektórych rodzajów ścian koniecznie zastosować specjalne kołki mocujące.
SK	Upevnenie na stenu slúži ako ochrana proti prevráteniu – bezpodmienečne použite! Pre niektoré druhy stien môže byť potrebná špeciálna hmoždinka!

14 Optional mit Tür

1-80	3,5x13
6x	
3-42	8er
3x	

9

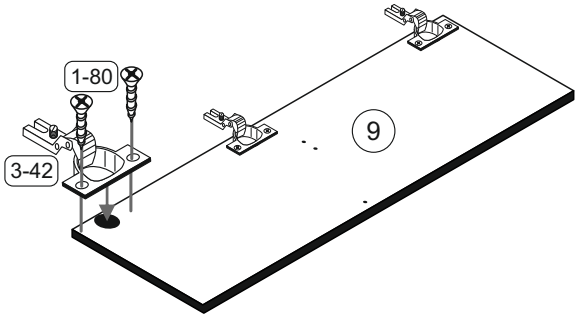

15

3-07	
1x	

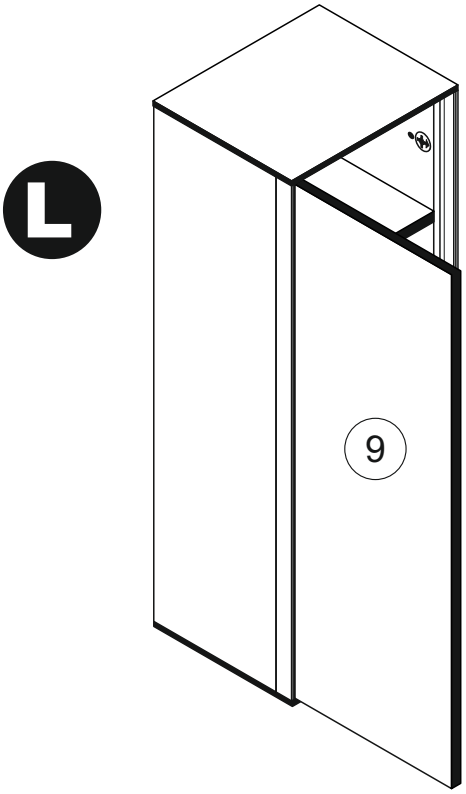

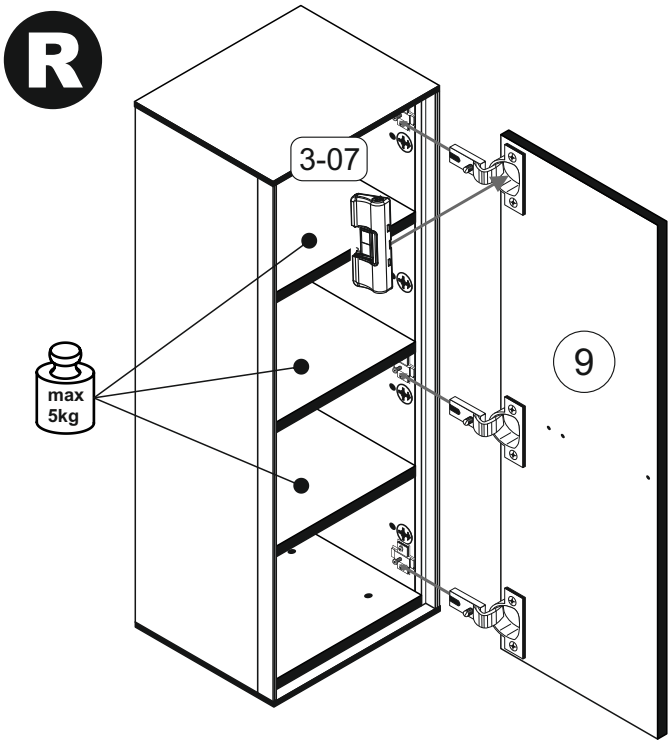

Montage der Türdämpfung

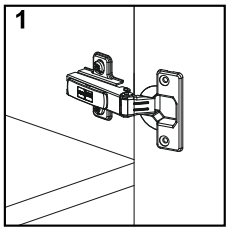

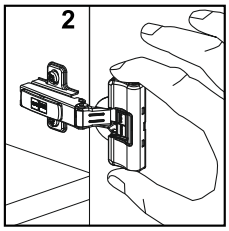

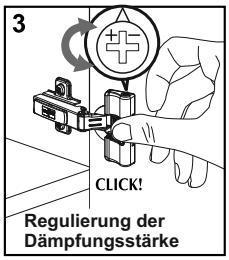

Türen einstellen (Scharniere justieren)
Adjusting the doors (adjusting the hinges)
Régler les portes (ajuster les charnières)
Sistemare le porte (regolare le cerniere)
Deuren instellen (scharnieren afstellen)
Nastawić drzwi (wyregulować zawiasy)
Vyrovnejte dvířka (seřiďte závěsy)
Nastavenie dverí (nastavenie závesov)
Állítsa be az ajtókat (állítsa be a zsanérokat)
Reglare uşi (ajustare balamale)
Kapıların ayarlanması (menteşelerin seviye ayarı)
Регулировка дверей (регулировка шарнира)

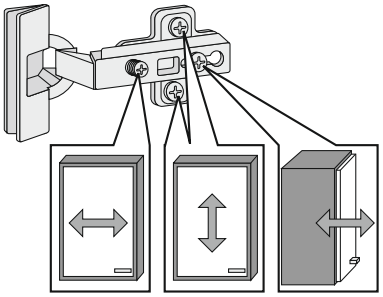

16

1-80		3-148		3-149		3-150		3-157	
3x	3,5x13	1x		1x		1x		1x	Push

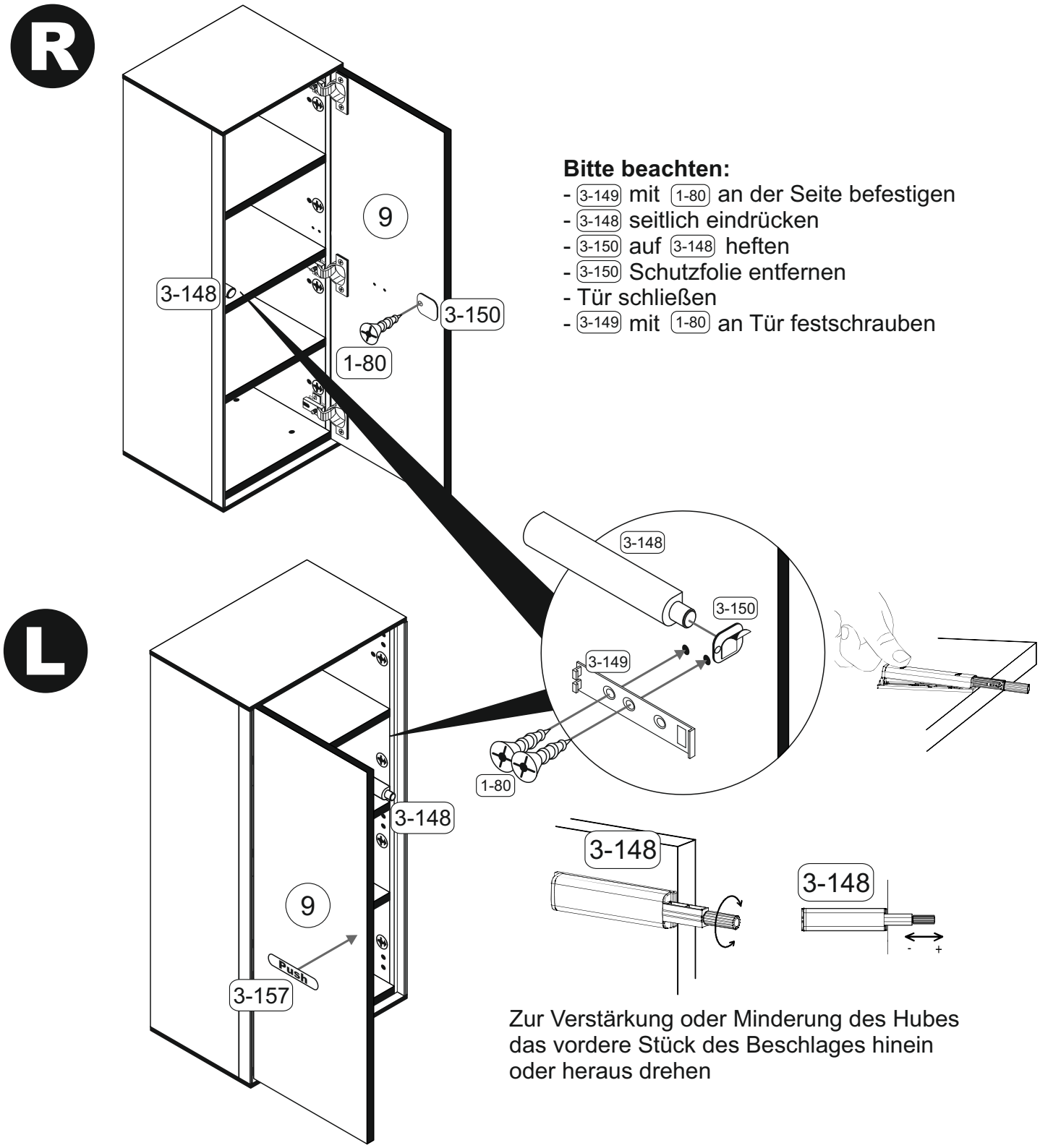

Bitte beachten:
- 3-149 mit 1-80 an der Seite befestigen
- 3-148 seitlich eindrücken
- 3-150 auf 3-148 heften
- 3-150 Schutzfolie entfernen
- Tür schließen
- 3-149 mit 1-80 an Tür festschrauben

Zur Verstärkung oder Minderung des Hubes das vordere Stück des Beschlages hinein oder heraus drehen

17 Optional mit Klappe

1-80	6x	3,5x13
3-42	3x	8er

9

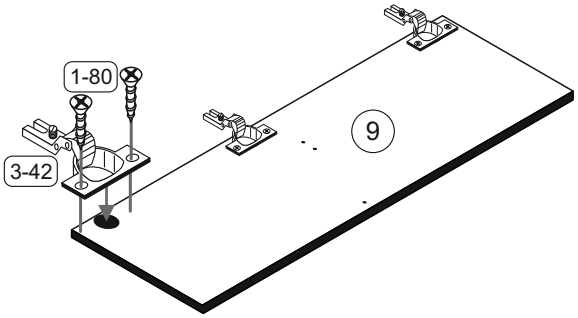

18

1-80	3x	3,5x13	1-200	2x	6,3x13

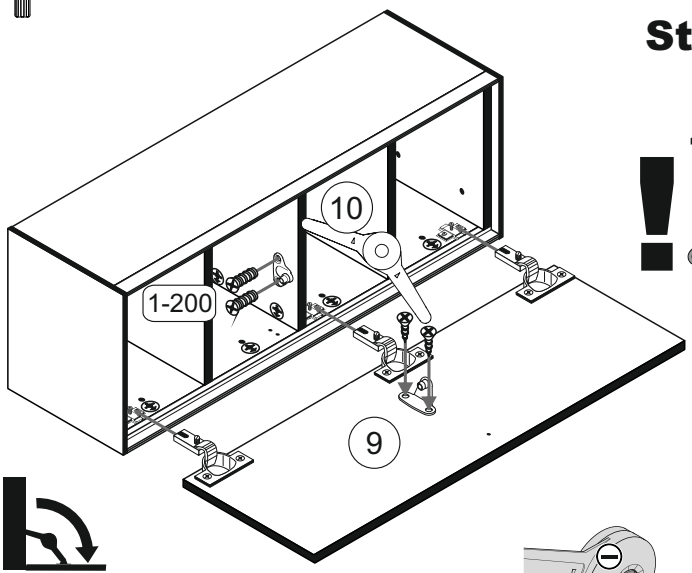

Stütze unten 10 überdrehen

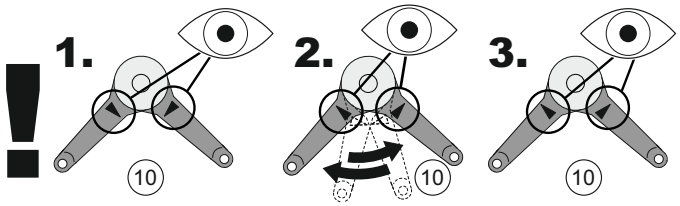



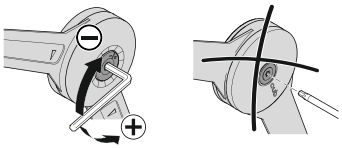

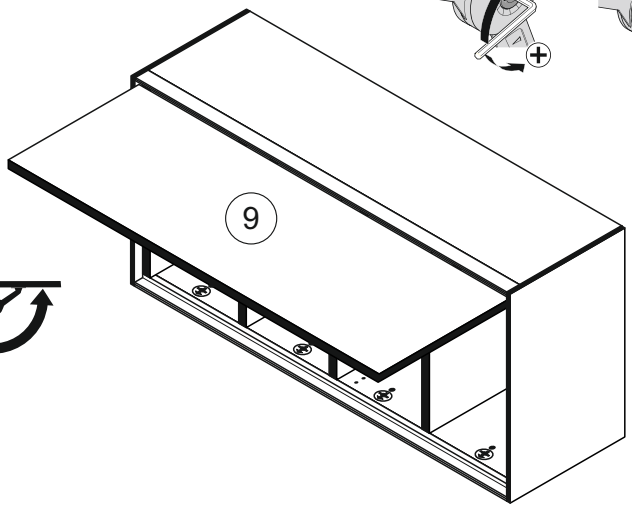



Stütze oben 10

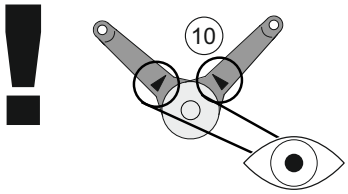



Türen einstellen (Scharniere justieren)
Adjusting the doors (adjusting the hinges)
Régler les portes (ajuster les charnières)
Sistemare le porte (regolare le cerniere)
Deuren instellen (scharnieren afstellen)
Nastawić drzwi (wyregulować zawiasy)
Vyrovnejte dvířka (seřiďte závěsy)
Nastavenie dverí (nastavenie závesov)
Állítsa be az ajtókat (állítsa be a zsanérokat)
Reglare uşi (ajustare balamale)
Kapıların ayarlanması (menteşelerin seviye ayarı)
Регулировка дверей (регулировка шарнира)

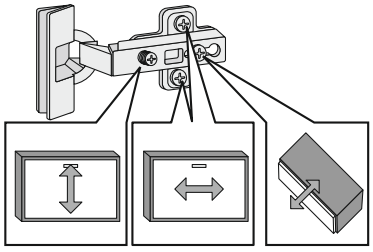

19

1-80		3-148		3-149		3-150		3-157	
3x	3,5x13	1x		1x		1x		1x	Push

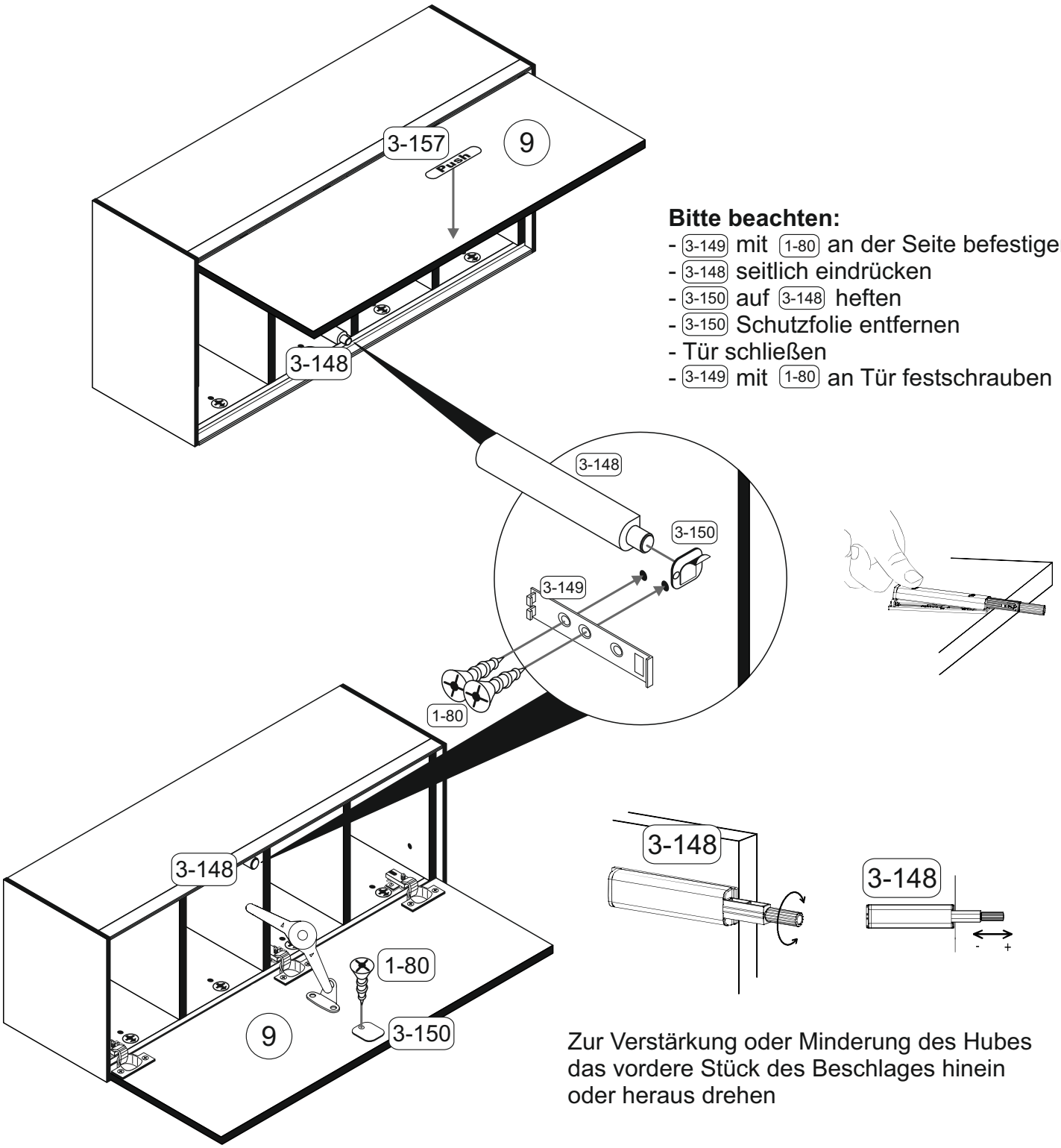

Bitte beachten:

- 3-149 mit 1-80 an der Seite befestigen
- 3-148 seitlich eindrücken
- 3-150 auf 3-148 heften
- 3-150 Schutzfolie entfernen
- Tür schließen
- 3-149 mit 1-80 an Tür festschrauben

Zur Verstärkung oder Minderung des Hubes das vordere Stück des Beschlages hinein oder heraus drehen

20 Optional Montage des Hängeregals

1-130		1-325	
8x	4x27	8x	

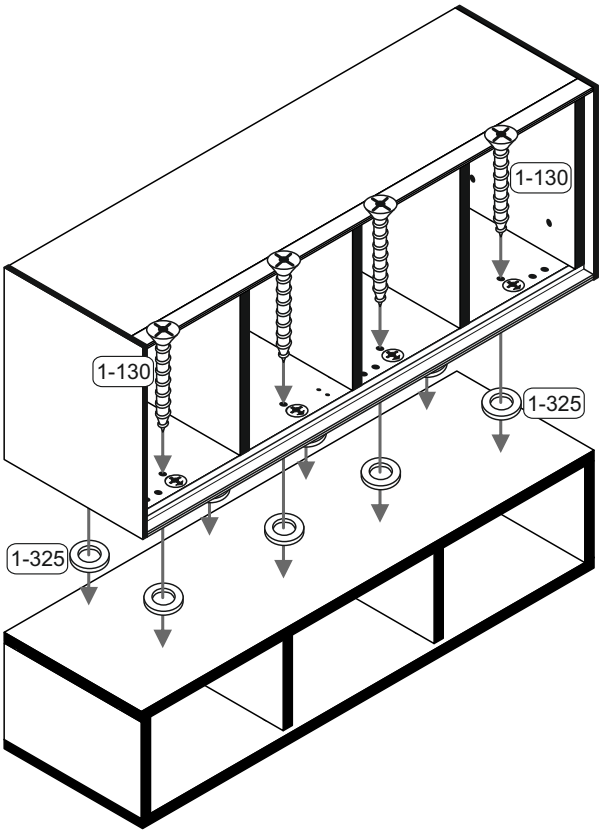

21 Befestigung der Aufhänger für Wandmontage mit Hängeregal (Diese Beschläge befinden sich im Hängeregal)

1-80		8-90	
3x	3,5x13	1x	

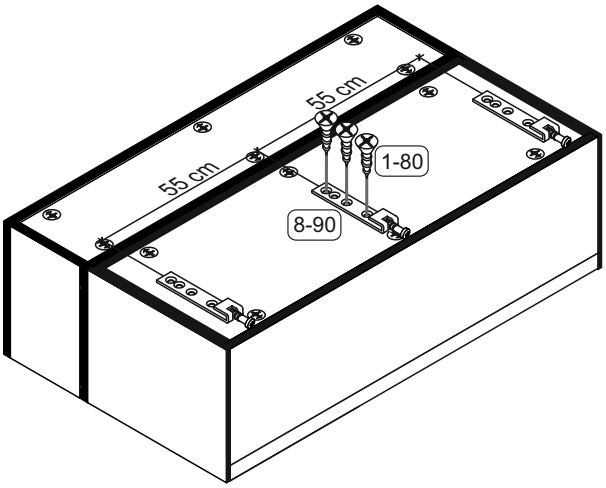

22

1-174		8-91		8-70	
6x	4,5x50	3x		6x	Ø8

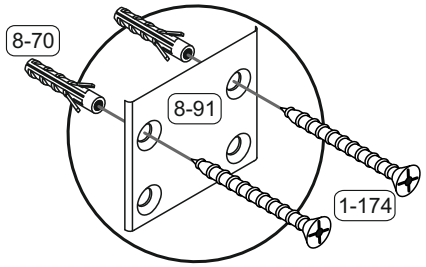

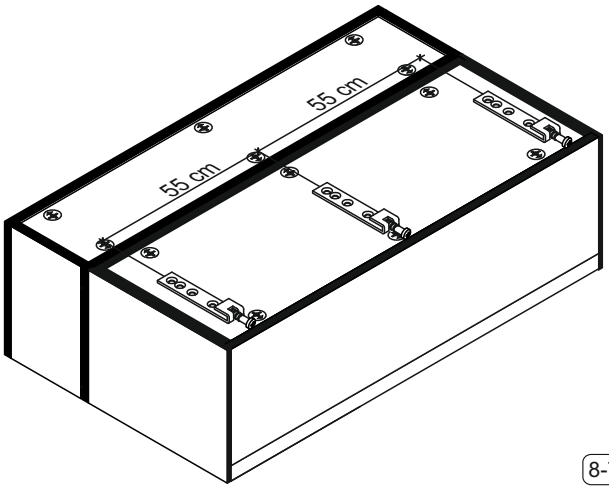

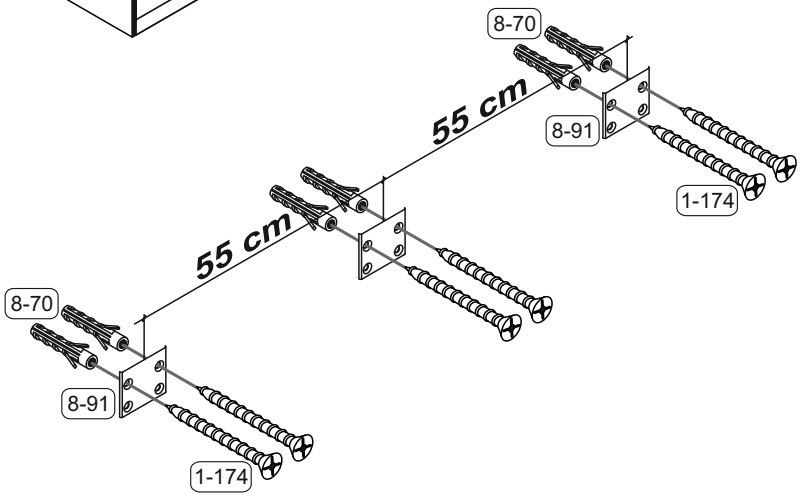

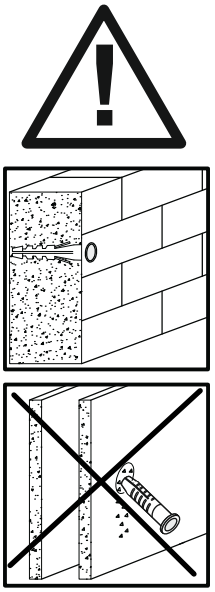
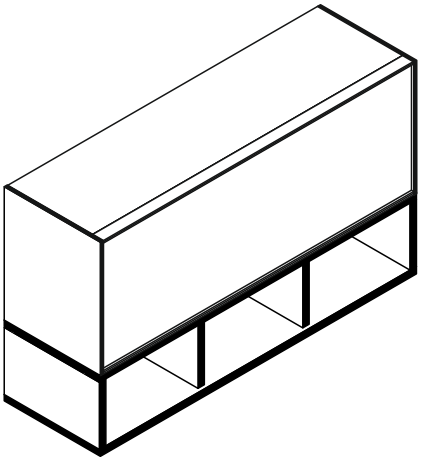
23