

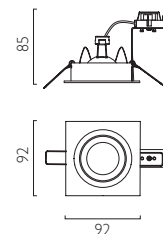
TARO



5602 / 5640



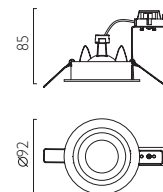
5577 / 5636




5603 / 5639



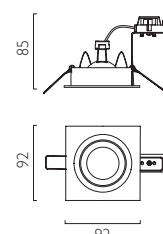
5576 / 5635



5604 / 5642



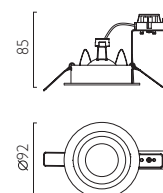
5575 / 5638



5605 / 5641



5574 / 5637



TARO SQUARE fixed



5602	Wh		GU5.3 1 x 50w max (excl.) - ref: 1562* (Transformer excl.) - ref: 1227		12v
5577	BA		GU5.3 1 x 50w max (excl.) - ref: 1562* (Transformer excl.) - ref: 1227		12v
5640	Wh new		GU10 1 x 50w max (excl.) - ref: 1241*		
5636	BA new		GU10 1 x 50w max (excl.) - ref: 1241*		

TARO ROUND fixed



5603	Wh		GU5.3 1 x 50w max (excl.) - ref: 1562* (Transformer excl.) - ref: 1227		12v
5576	BA		GU5.3 1 x 50w max (excl.) - ref: 1562* (Transformer excl.) - ref: 1227		12v
5639	Wh new		GU10 1 x 50w max (excl.) - ref: 1241*		
5635	BA new		GU10 1 x 50w max (excl.) - ref: 1241*		

TARO SQUARE adjustable



5604	Wh		GU5.3 1 x 50w max (excl.) - ref: 1562* (Transformer excl.) - ref: 1227		12v
5575	BA		GU5.3 1 x 50w max (excl.) - ref: 1562* (Transformer excl.) - ref: 1227		12v
5642	Wh new		GU10 1 x 50w max (excl.) - ref: 1241*		
5638	BA new		GU10 1 x 50w max (excl.) - ref: 1241*		

TARO ROUND adjustable



5605	Wh		GU5.3 1 x 50w max (excl.) - ref: 1562* (Transformer excl.) - ref: 1227		12v
5574	BA		GU5.3 1 x 50w max (excl.) - ref: 1562* (Transformer excl.) - ref: 1227		12v
5641	Wh new		GU10 1 x 50w max (excl.) - ref: 1241*		
5637	BA new		GU10 1 x 50w max (excl.) - ref: 1241*		

*Can also be fitted with / vous pouvez également utiliser / kann auch verwendet werden mit / compatibile anche con:

