

## Ø 6,0 mm

D1 = 6,0 + 0,08 / - 0,15 mm

D2 = 12,0 + 0 / - 1,5 mm






k = 1,5 + / - 0,4 mm

d = 3,6 mm

P = ≥ 31,0 mm

L = + 1,0 / - 0,2 mm

 6,1 mm

	F-Max				
6,0 x 10,0 mm	15,9 mm	2,0 - 4,0 mm	70301 60100	6500 N	8850 N
6,0 x 12,0 mm	17,9 mm	4,0 - 6,0 mm	70301 60120		
6,0 x 15,0 mm	20,9 mm	6,0 - 9,0 mm	70301 60150		
6,0 x 18,0 mm	23,9 mm	9,0 - 12,0 mm	70301 60180		
6,0 x 20,0 mm	25,9 mm	10,0 - 14,0 mm	70301 60200		
6,0 x 22,0 mm	27,9 mm	12,0 - 16,0 mm	70301 60220		
6,0 x 25,0 mm	30,9 mm	15,0 - 19,0 mm	70301 60250		