

**D****Wichtige Pflegehinweise**

Bitte beachten Sie die wichtigen Pflegehinweise auf unserer Internetseite

www.till-hilft.de

Pflegehinweise

**PL****Ważne instrukcje dotyczące pielęgnacji**

Zwróć uwagę na ważną instrukcję dotyczącą pielęgnacji na naszej stronie internetowej

www.till-hilft.de

Pflegehinweise

**GB****Important care instructions**

Please note the important care instructions on our website

www.till-hilft.de

Pflegehinweise

**SK****Dôležité pokyny na starostlivosť**

Dbajte na dôležité pokyny týkajúce sa starostlivosti na našich webových stránkach

www.till-hilft.de

Pflegehinweise

**FR****Instructions d'entretien importantes**

S'il vous plaît noter les instructions de soins importants sur notre site Web

www.till-hilft.de

Pflegehinweise

**HU****Fontos kezelési utasítások**

Kérjük, vegye figyelembe a honlapunkon található fontos kezelési útmutatót

www.till-hilft.de

Pflegehinweise

**IT****Importanti istruzioni per la cura**

Si prega di notare le importanti istruzioni per la cura sul nostro sito web

www.till-hilft.de

Pflegehinweise

**RO****Instrucțiunile importante de îngrijire**

Rețineți instrucțiunile importante de îngrijire de pe site-ul nostru

www.till-hilft.de

Pflegehinweise

**NL****Belangrijke zorginstructies**

Let op de belangrijke zorginstructies op onze website

www.till-hilft.de

Pflegehinweise

**TR****Önemli bakım talimatları**

Lütfen web sitemizdeki önemli bakım talimatlarını dikkate alınız

www.till-hilft.de

Pflegehinweise

**CZ****Důležité pokyny pro péči**

Vezměte prosím na vědomí důležité pokyny pro péči na našich webových stránkách

www.till-hilft.de

Pflegehinweise

**RU****Важные инструкции по уходу**

Обратите внимание на важные инструкции по уходу на нашем веб-сайте

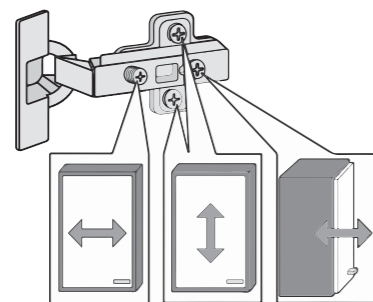

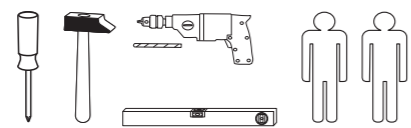
www.till-hilft.de

Pflegehinweise

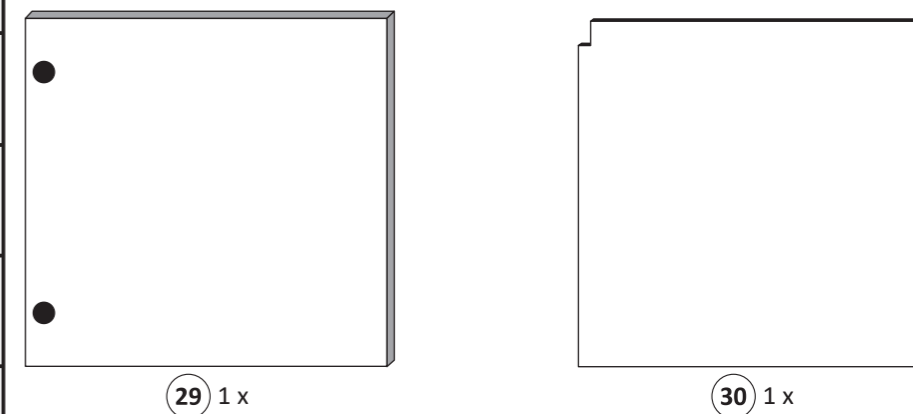
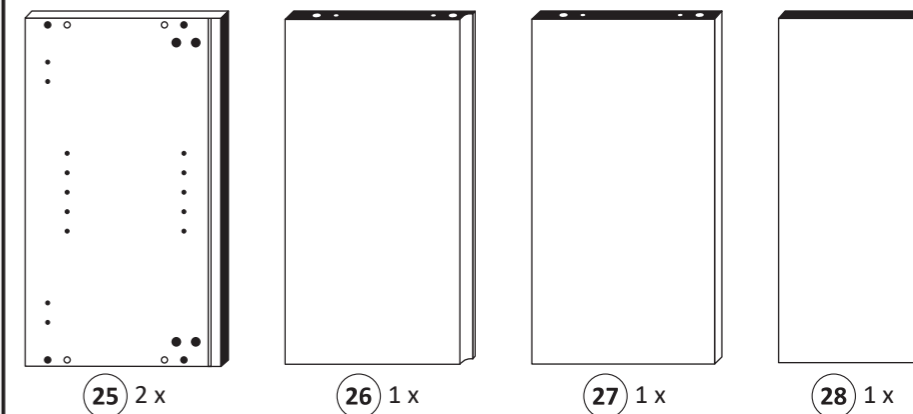
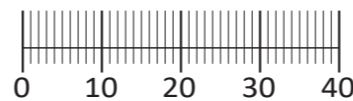




87020.531



1 8 x	2 8 x 2827	3 2 x 1503	4 2 x 1611
5 3,5 x 15 4 x 2804	6 8 x 30 8 x 2861	7 5/5 x 16 4 x 2821	8 10mm 4 x 2885
9 5,8 x 55 2 x 2840	10 8 x 30 2 x 2842	11 R 1 x 2881	12 L 1 x 2880
13 25 x	14 2 x 2865	15 4 x 9 5 x 30 2 x 1 x	16 Leim 1 x 2863



Das beigefügte Wandbefestigungsmaterial (Dübel und Schrauben) eignet sich nur für festes Mauerwerk (z.B.: Beton- oder Ziegelwände). Für andere Wandaufbauten sind eventuell Spezialdübel und andere Schrauben notwendig. Ziehen Sie gegebenenfalls eine Fachkraft zu Rate.

De begeleidende wandmontage hardware (pluggen en schroeven) is alleen geschikt voor massief metselwerk (bijvoorbeeld beton of bakstenen muren). Voor andere muur structuren zijn eventueel bijzondere ankerbouten en andere noodzakelijke. Draai indien nodig, een deskundige.

Приложенный материал для крепления к стене (дюбели и винты) пригоден только для жестких кладок (например, бетонные или кирпичные стены). Для других настенных конструкций необходимы смотря по обстоятельствам специальные дюбели и другие винты. При необходимости проконсультируйтесь у специалиста.

Le mur d'accompagnement matériel de montage (chevilles et les vis) n'est adapté que pour la maçonnerie solide (par exemple en béton ou des murs de briques). Pour les structures de mur d'autres sont peut-être spéciale boulons d'ancrage et d'autres nécessaires. Serrer le cas échéant, un expert.

Załączony materiał do mocowania do ściany (kolki rozprężne i wkręty) nadaje się tylko do ścian murowanych (np. z betonu lub cegieł). Do ścian wykonanych w innych technologiach konieczne być mogą specjalne kolki rozprężne i inne wkręty. W razie potrzeby skorzystaj z fachowej pomocy

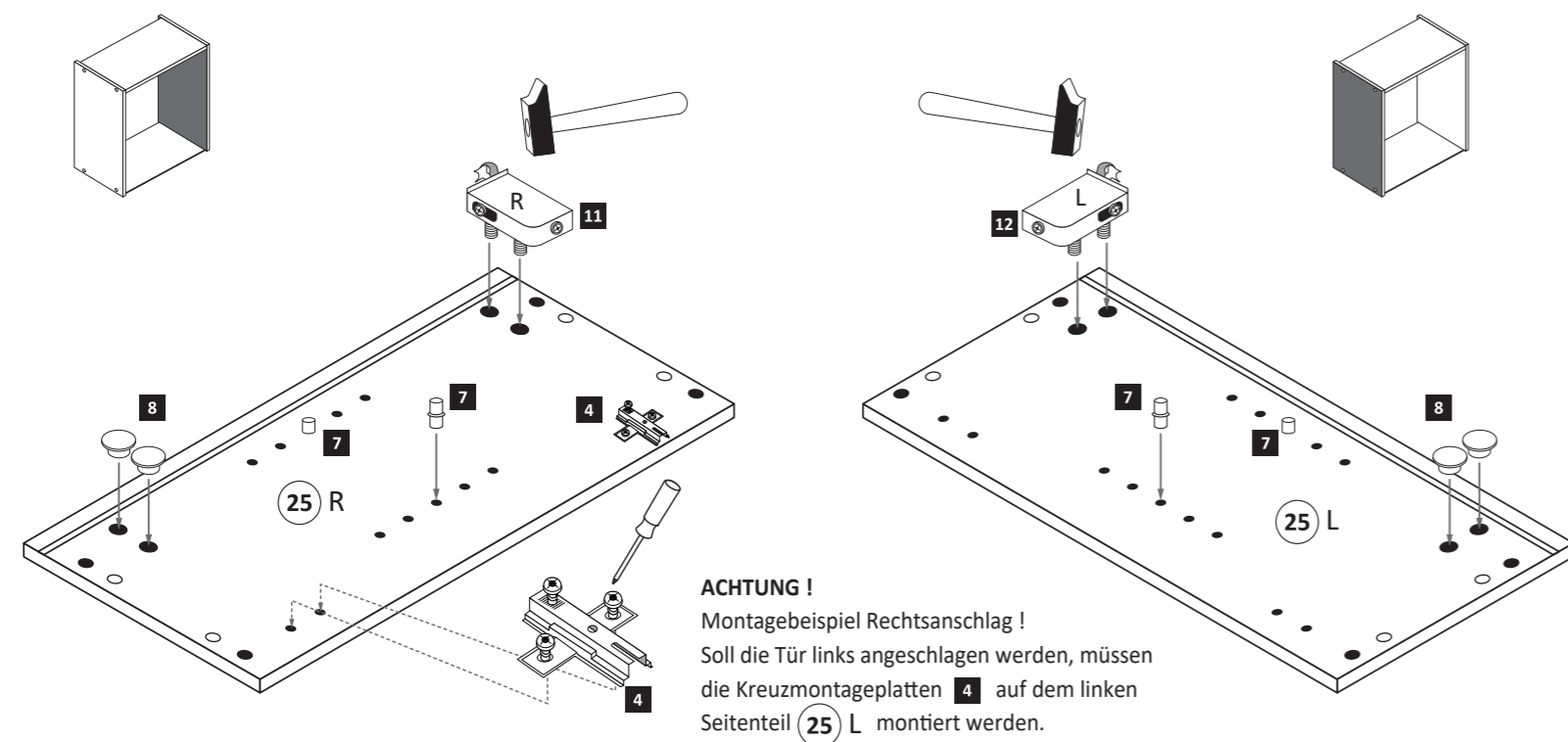
Il muro di accompagnamento hardware di montaggio (tasselli e viti) è adatto solo per muratura piena (ad esempio calcestruzzo o muratura). Per le altre strutture murarie sono forse speciali bulloni di ancoraggio e necessari di altri. Serrare se necessario, un esperto.

The accompanying wall mounting hardware (anchors and screws) is suitable only for solid masonry (eg concrete or brick walls). For other wall structures are possibly special anchor bolts and other necessary. Tighten if necessary, an expert.

Ekteki duvara sabit montaj malzemeleri (dübel ve vidalar), sadece sağlam duvarlar için (örnek: beton veya tuğla) elverişlidir. Başka duvarlar için özel dübeller ve farklı vidalar gerekebilir. Gerekliğinde bir uzmana danışınız.

1

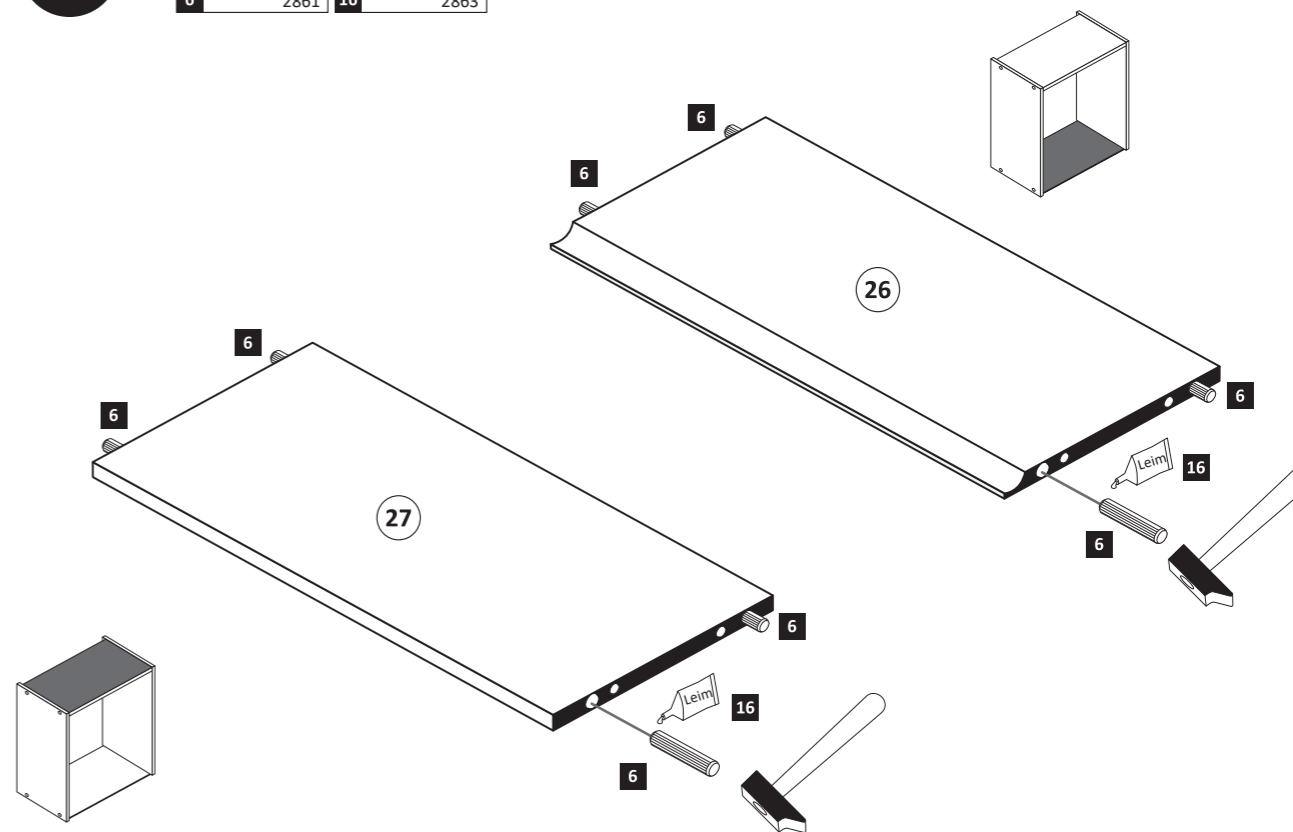
4 2 x 1611	7 5/5 x 16 4 x 2821	8 10mm 4 x 2885	11 R 1 x 2881	12 L 1 x 2880
------------------	------------------------------	--------------------------	------------------------	------------------------



ACHTUNG !
Montagebeispiel Rechtsanschlag !
Soll die Tür links angeschlagen werden, müssen die Kreuzmontageplatten 4 auf dem linken Seitenteil 25 L montiert werden.

2

6 8 x 30 8 x 2861	16 Leim 1 x 2863
----------------------------	---------------------------



3

1 8 x
2 8 x 2827
16 1 x 2863

20 min.

D Leim
GB Glue
NL Lijm
PL Klej
TR Tutkal
F Colle
I Colla

5

3 2 x 1503
5 4 x 2804
14 2 x 2865

3,5 x 15

7

9 2 x 2840
10 2 x 2842

5,8 x 55
8 x 30

4

13 25 x

30

6

28

29

8

15 2 x
1 x

4 x 9
5 x 30

a

2. Ø 5 mm

b

1. 2. 3.

15 15 15

www.till-hilft.de



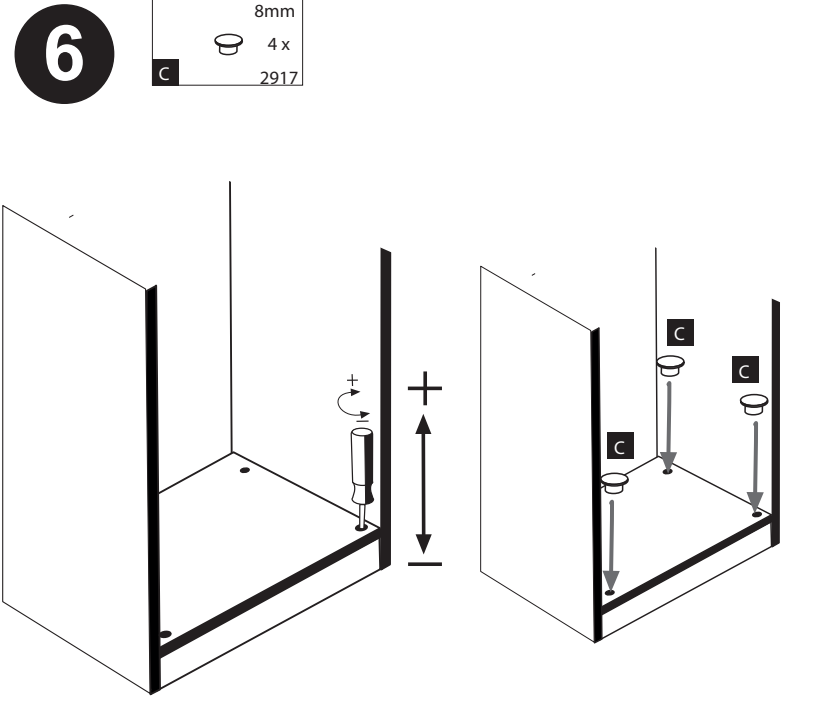
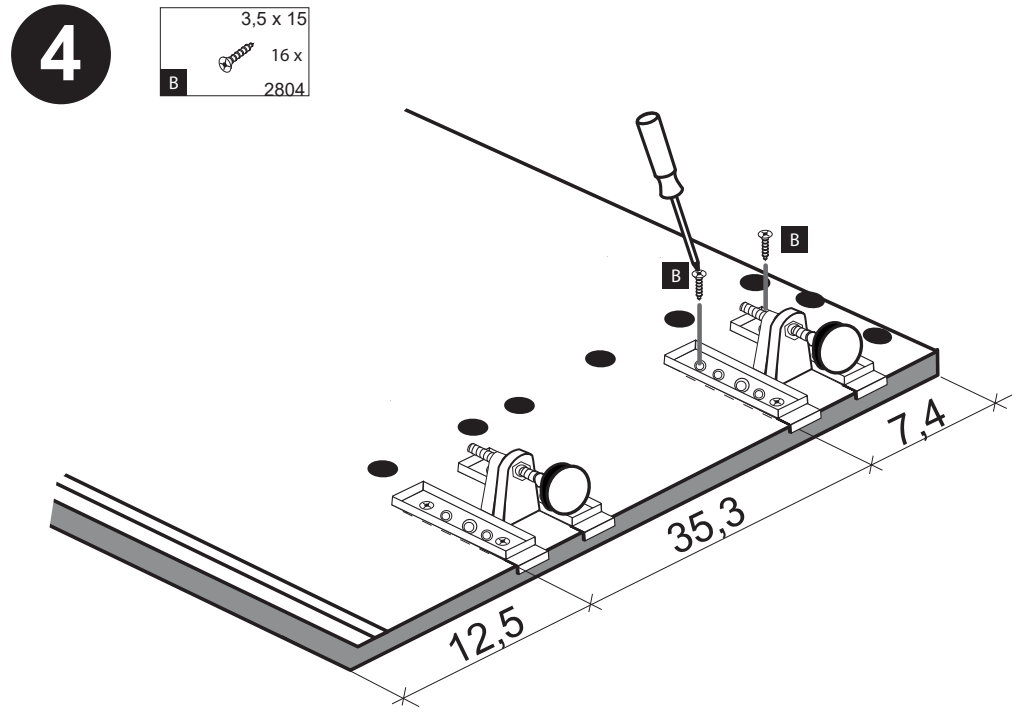
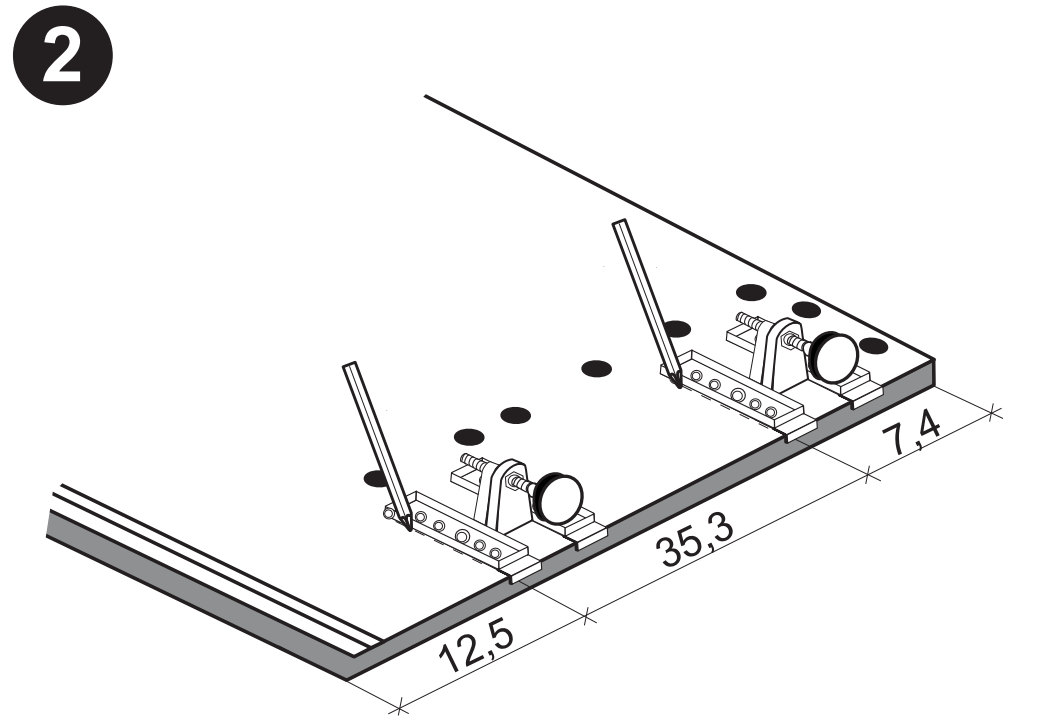
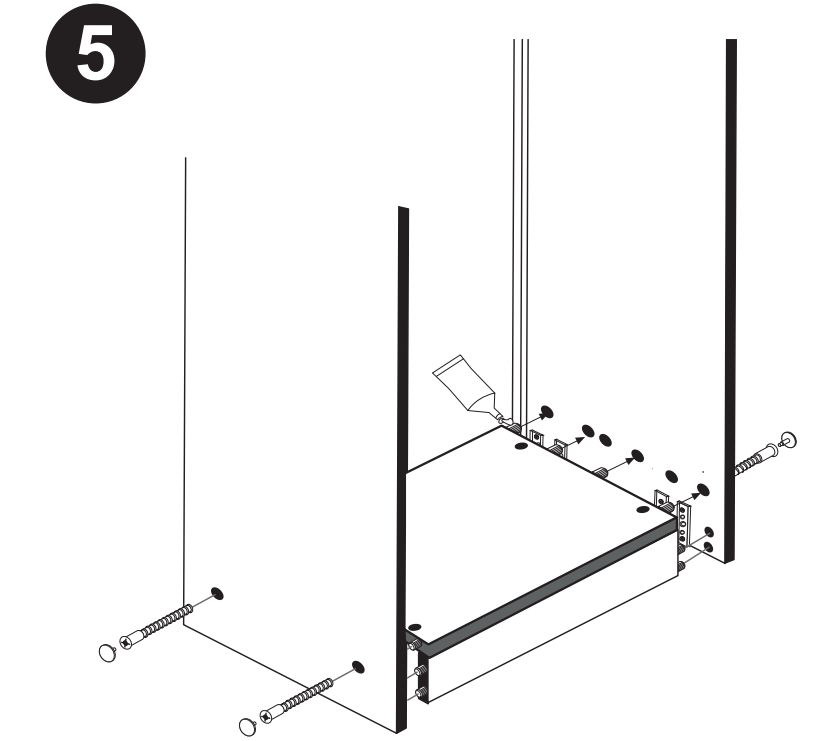
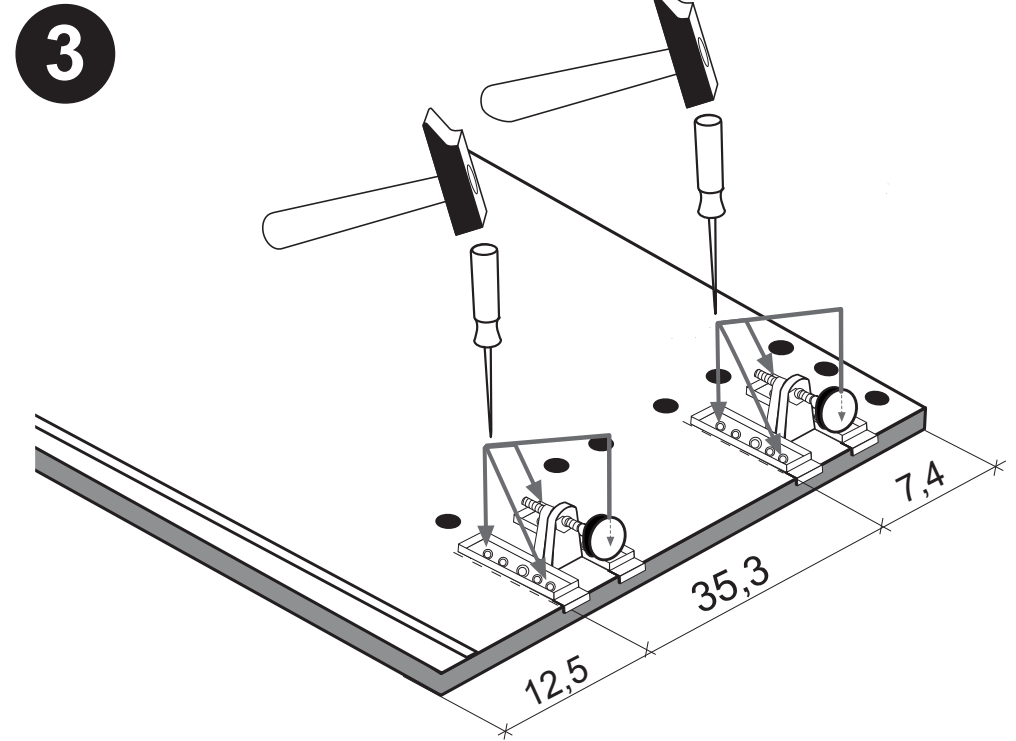
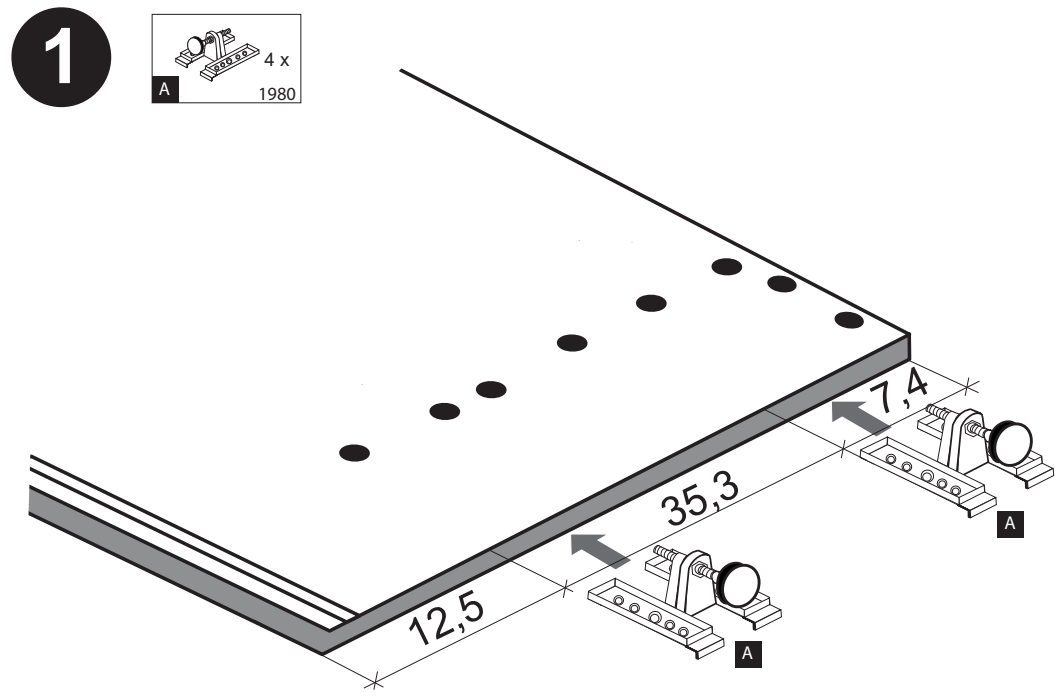
89930.330

 4 x 1980	 3,5 x 15 16 x 2804	 8mm 4 x 2917
---	--	--



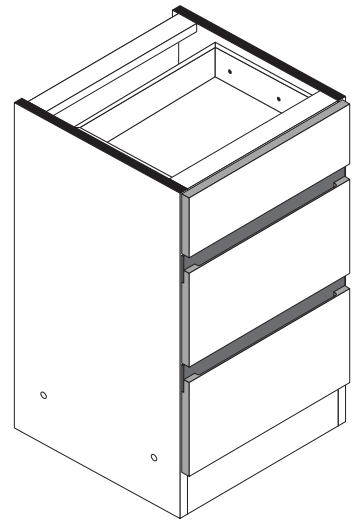
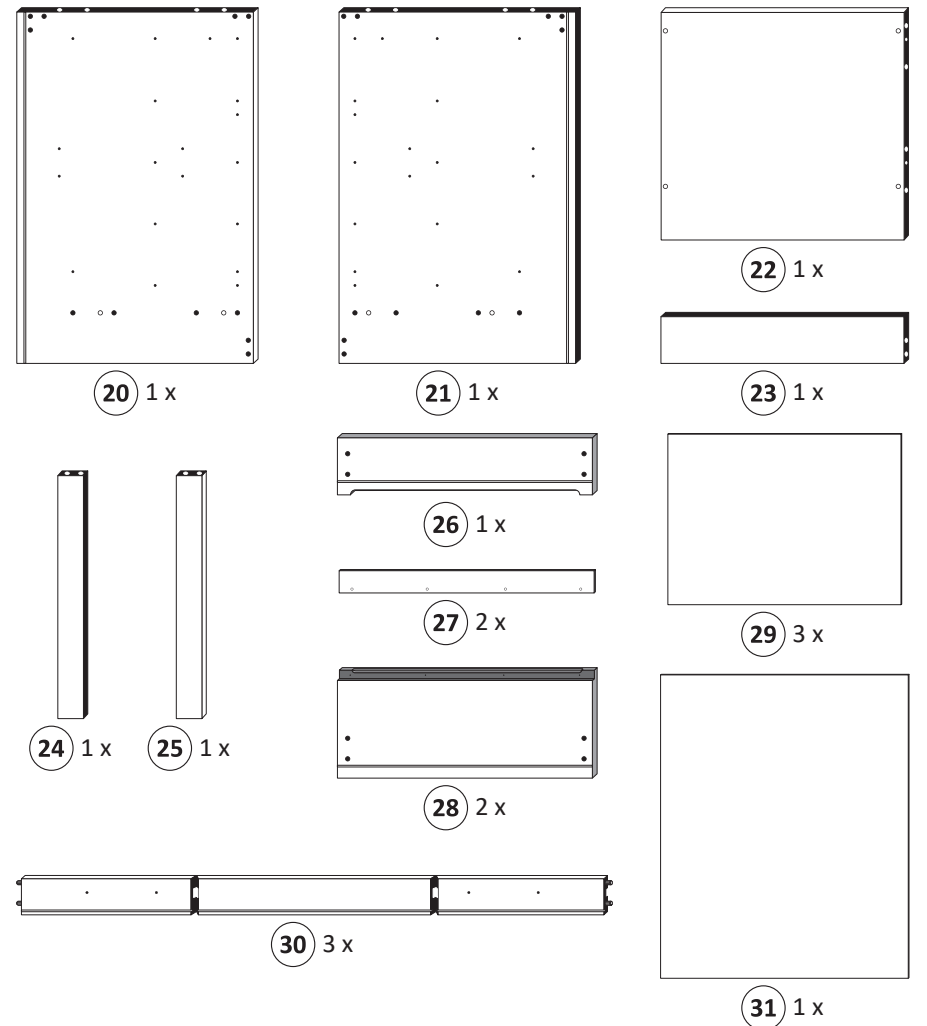
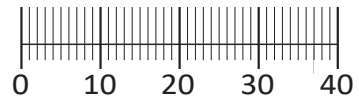
!! WICHTIG!!

Bitte fixieren den Schrank an der Wand bzw. an dem Nachbarschrank erst nach dem die Höheneinstellung mit dem Füßen durchgeführt ist.

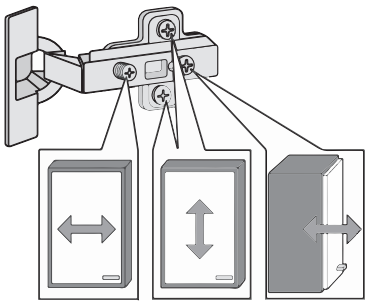

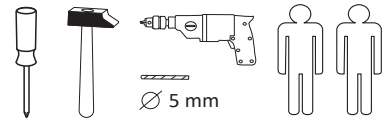




1 4 x 2827	2 4 x	3 8 x 30 20 x 2861	4 3,5 x 17 8 x 2832	5 3,5 x 30 4 x 2807
6 6 x 5265	7 6,3 x 11 12 x 2815	8 M4 x 9 6 x 2835	9 12 x 2552	10 4 x 9 5 x 30 2 x 1 x
11 6 x 2865	12 25 x 2862	13 1 x 2863		
A 4 x 1980	B 3,5 x 15 16 x 2804	C 8mm 4 x 2917		



87113.314



Das beigefügte Wandbefestigungsmaterial (Dübel und Schrauben) eignet sich nur für festes Mauerwerk (z.B. Beton- oder Ziegelwände). Für andere Wandaufbauten sind eventuell Spezialdübel und andere Schrauben notwendig. Ziehen Sie gegebenenfalls eine Fachkraft zu Rate.

Приложенный материал для крепления к стене (дюбели и винты) пригоден только для жестких кладок (например, бетонные или кирпичные стены). Для других настенных конструкций необходимы смотря по обстоятельствам специальные дюбели и другие винты. При необходимости проконсультируйтесь у специалиста.

Załączony materiał do mocowania do ściany (kolki rozprężne i wkręty) nadaje się tylko do ścian murowanych (np. z betonu lub cegiel). Do ścian wykonanych w innych technologiach konieczne być mogą specjalne kolki rozprężne i inne wkręty. W razie potrzeby skorzystaj z fachowej pomocy.

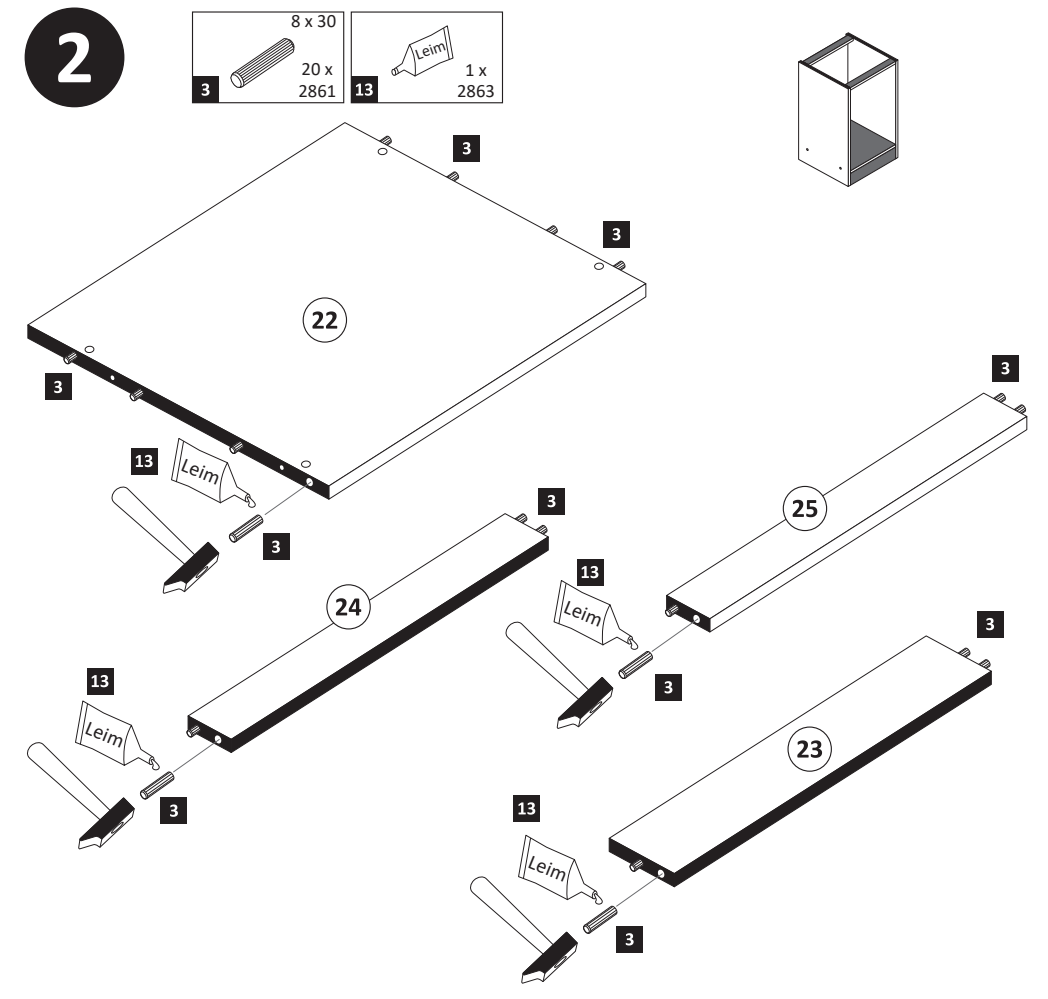
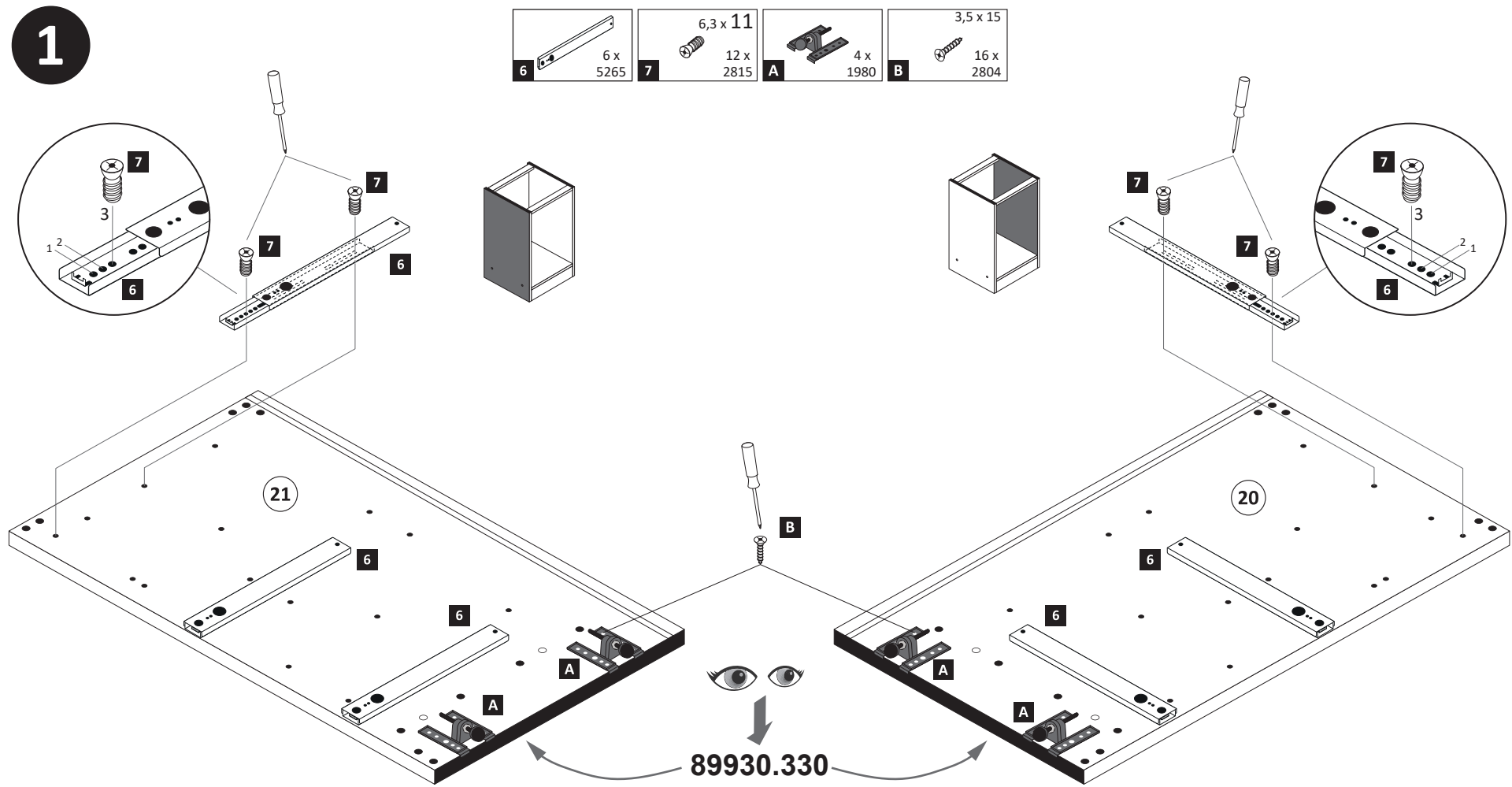
The accompanying wall mounting hardware (anchors and screws) is suitable only for solid masonry (eg concrete or brick walls). For other wall structures are possibly special anchor bolts and other necessary. Tighten if necessary, an expert.

De begeleidende wandmontage hardware (pluggen en schroeven) is alleen geschikt voor massief metselwerk (bijvoorbeeld beton of bakstenen muren). Voor andere muur structuren zijn eventueel bijzondere ankerbouten en andere noodzakelijke. Draai indien nodig, een deskundige.

Le mur d'accompagnement matériel de montage (chevilles et les vis) ne convient que pour la maçonnerie solide (par exemple en béton ou des murs de briques). Pour les structures de mur d'autres sont peut-être spéciale boulons d'ancrage et d'autres nécessaires. Serrer le cas échéant, un expert.

Il muro di accompagnamento hardware di montaggio (tasselli e viti) è adatto solo per muratura piena (ad esempio calcestruzzo o muratura). Per le altre strutture murarie sono forse speciali bulloni di ancoraggio e necessari di altri. Serrare se necessario, un esperto.

Ekteki duvara sabit montaj malzemeleri (dübel ve vidalar), sadece sağlam duvarlar için (örnek: beton veya tuğla) elverişlidir. Başka duvarlar için özel dübeller ve farklı vidalar gerekebilir. Gerektiğinde bir uzmana danışınız.



4

1 4 x 2827 2 4 x

13 1 x 2863

20 min.

D Leim
GB Glue
NL Lijm
PL Klej
TR Tutkal
F Colle
I Colla

Ø 5 mm

13

24

25

20

21

22

23

1

2

6

4 x 9 5 x 30

10 2 x 1 x

a

b

1.

2. Ø 5 mm

1.

2.

3.

10

7

3,5 x 30

5 4 x 2807

Arbeitsplatte

Arbeitsplatte

5

5

5

5

12 25 x 2862

31

12

8

9 4 x 2552 11 2 x 2865 13 1 x 2863

1.

26

29

30

13

Leim

13

Leim

2.

26

29

30

11

9

3.

26

29

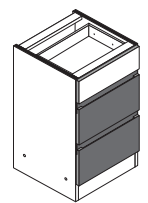
30

11

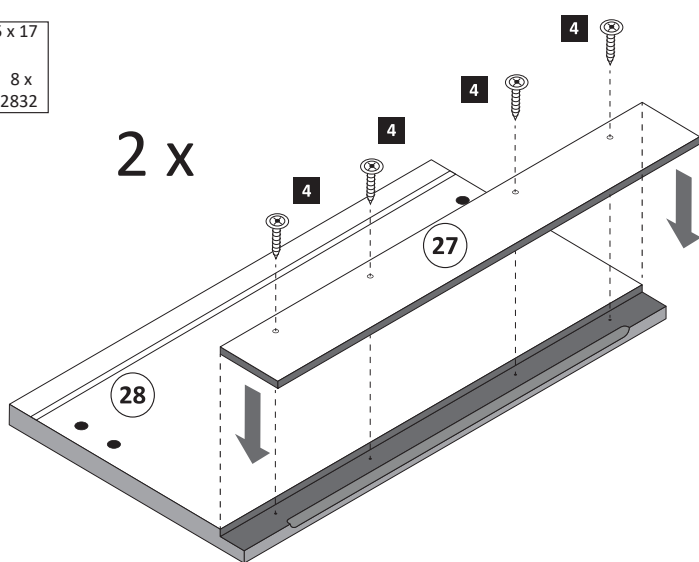
9

9

3,5 x 17
8 x
2832

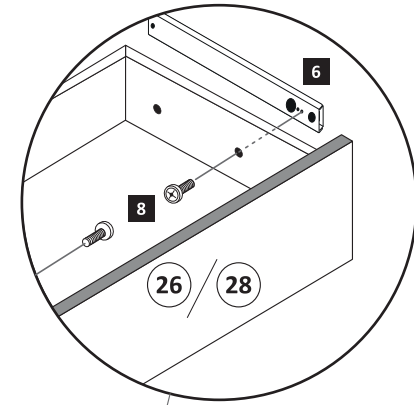
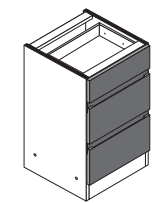


2 x



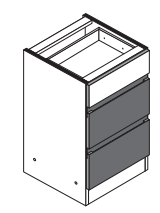
11

M4 x 9
6 x
2835



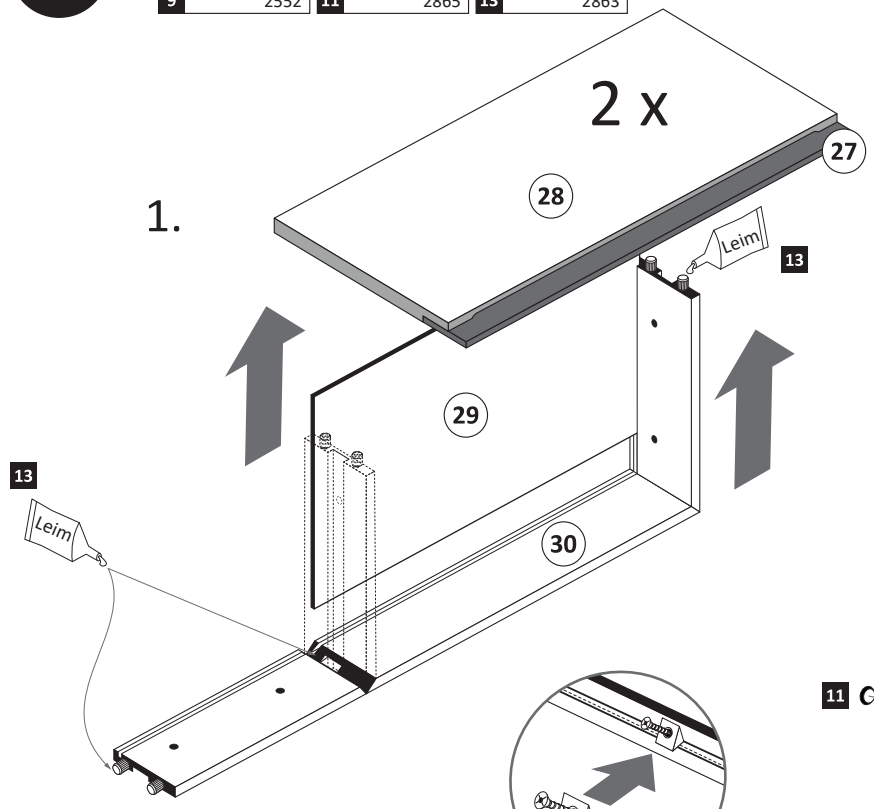
10

8 x 2552
4 x 2865
1 x 2863
Leim



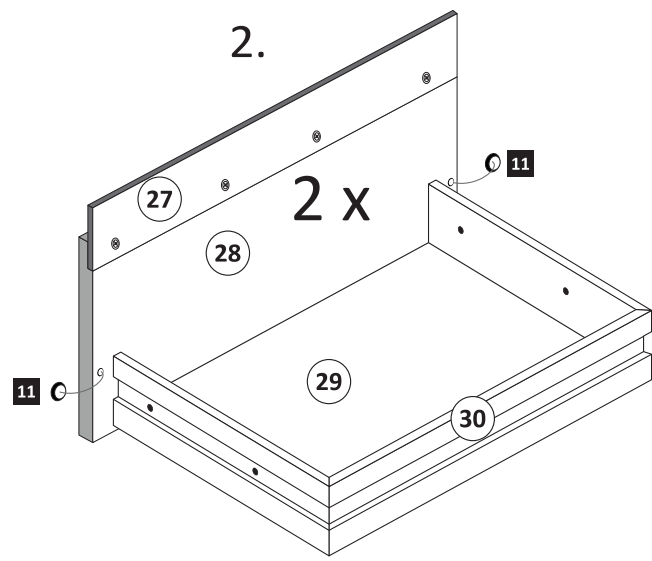
2 x

1.



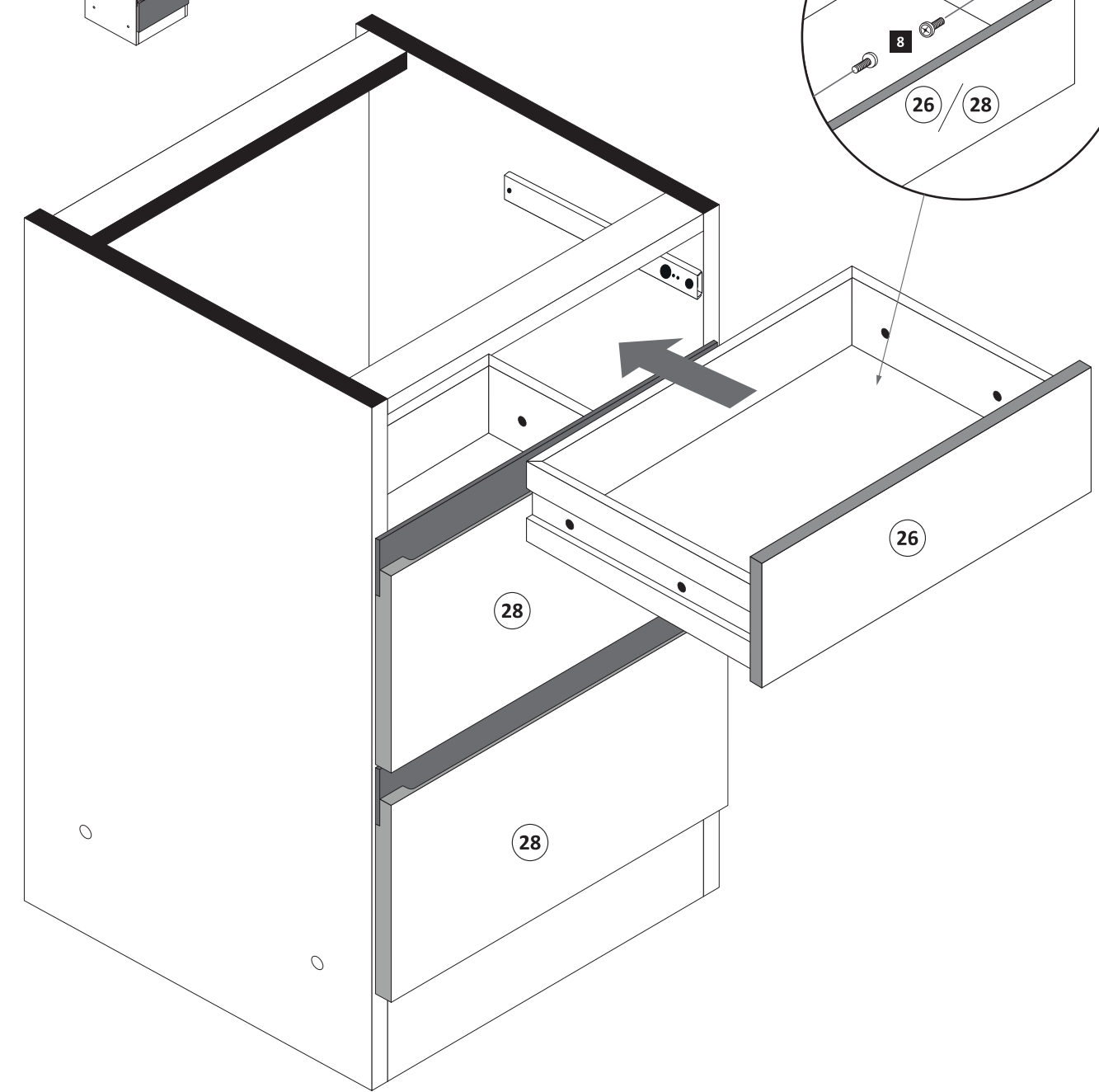
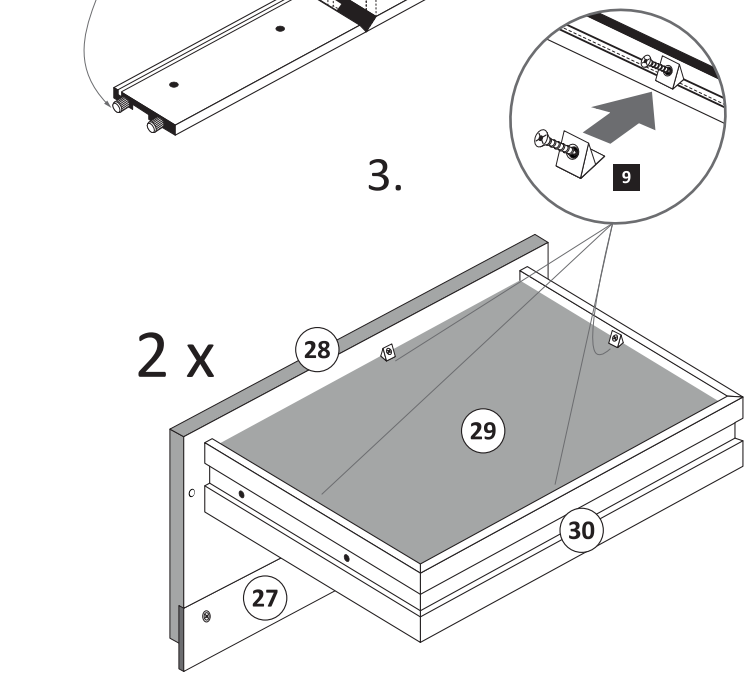
2.

2 x





3.

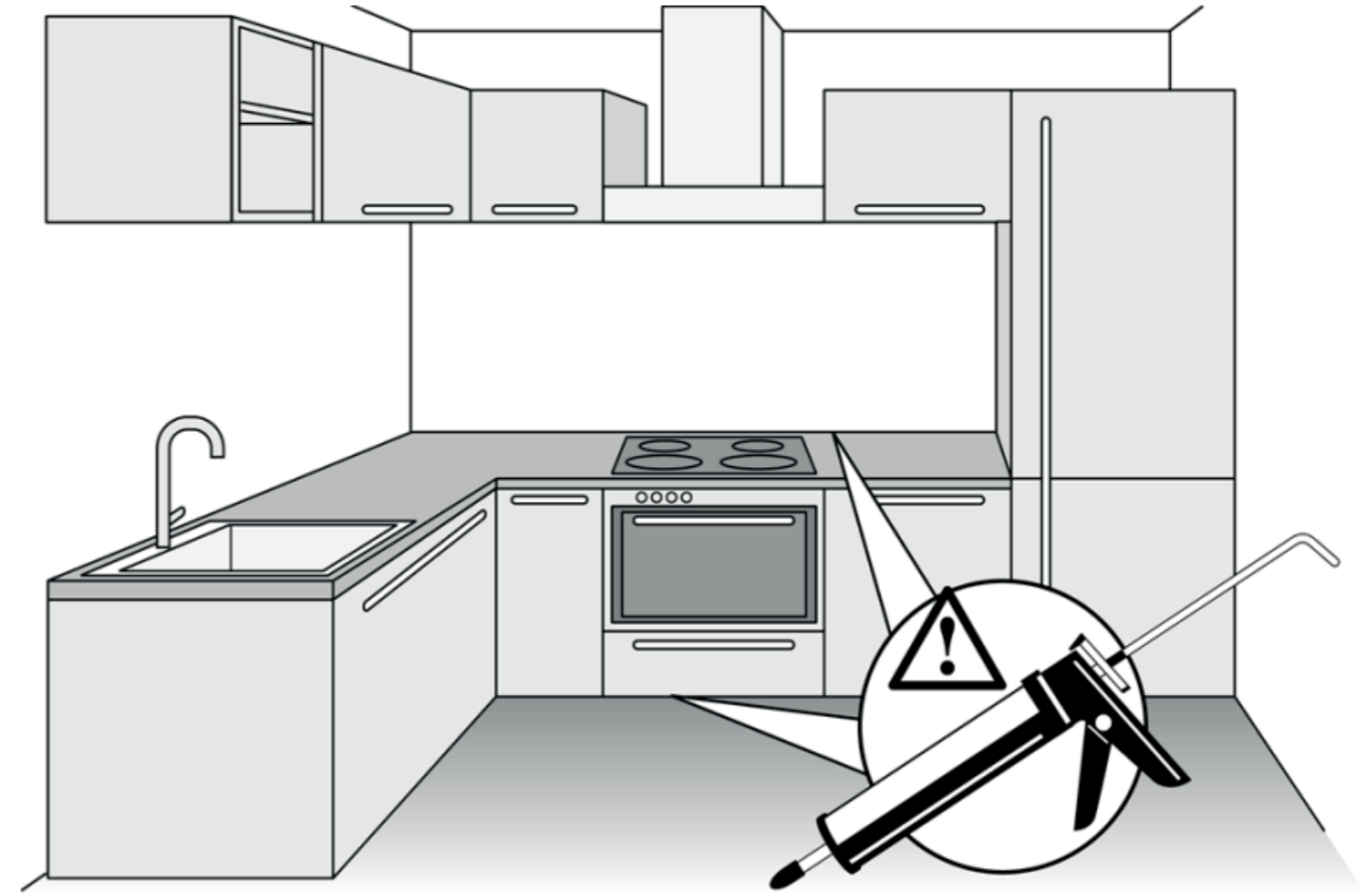
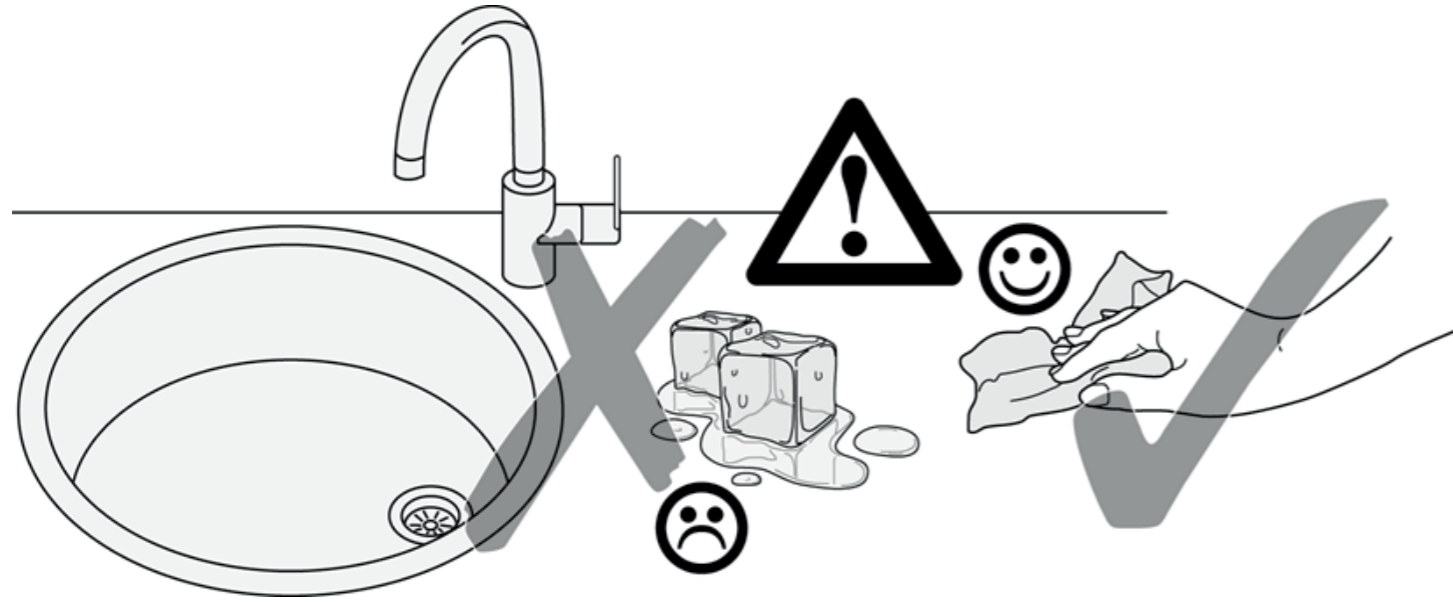
2 x





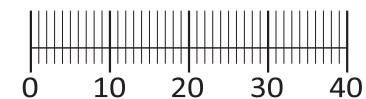
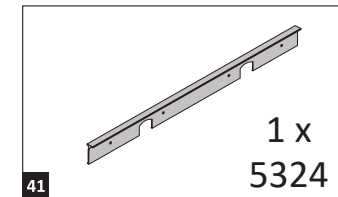
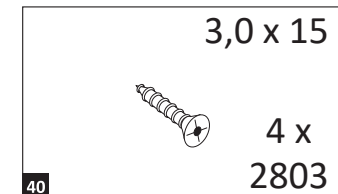
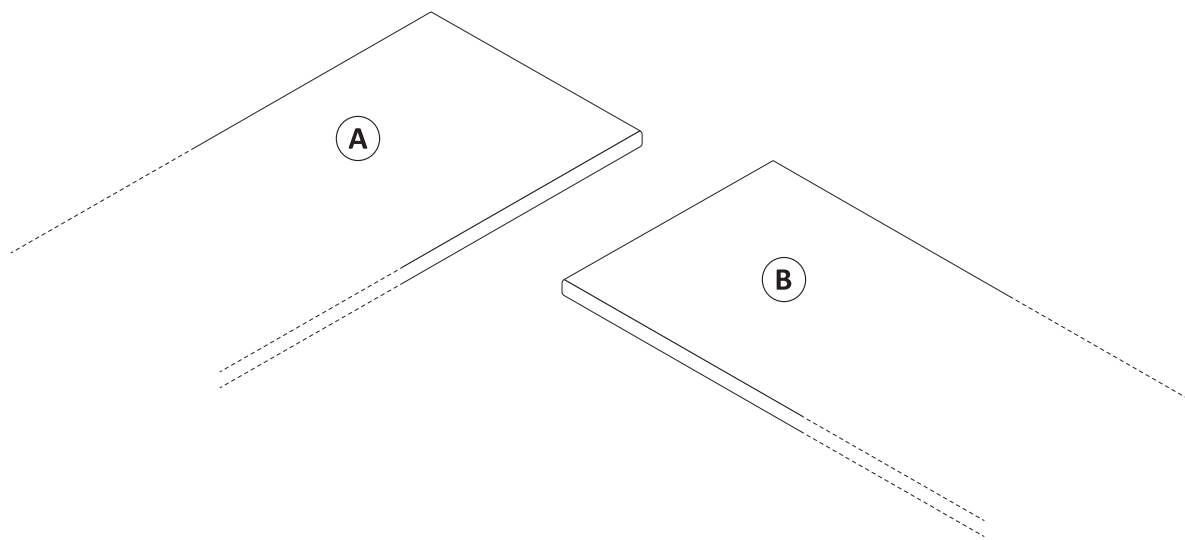
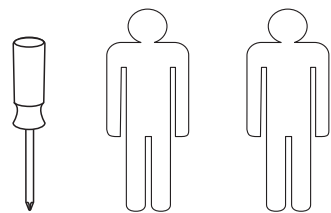
89947.330



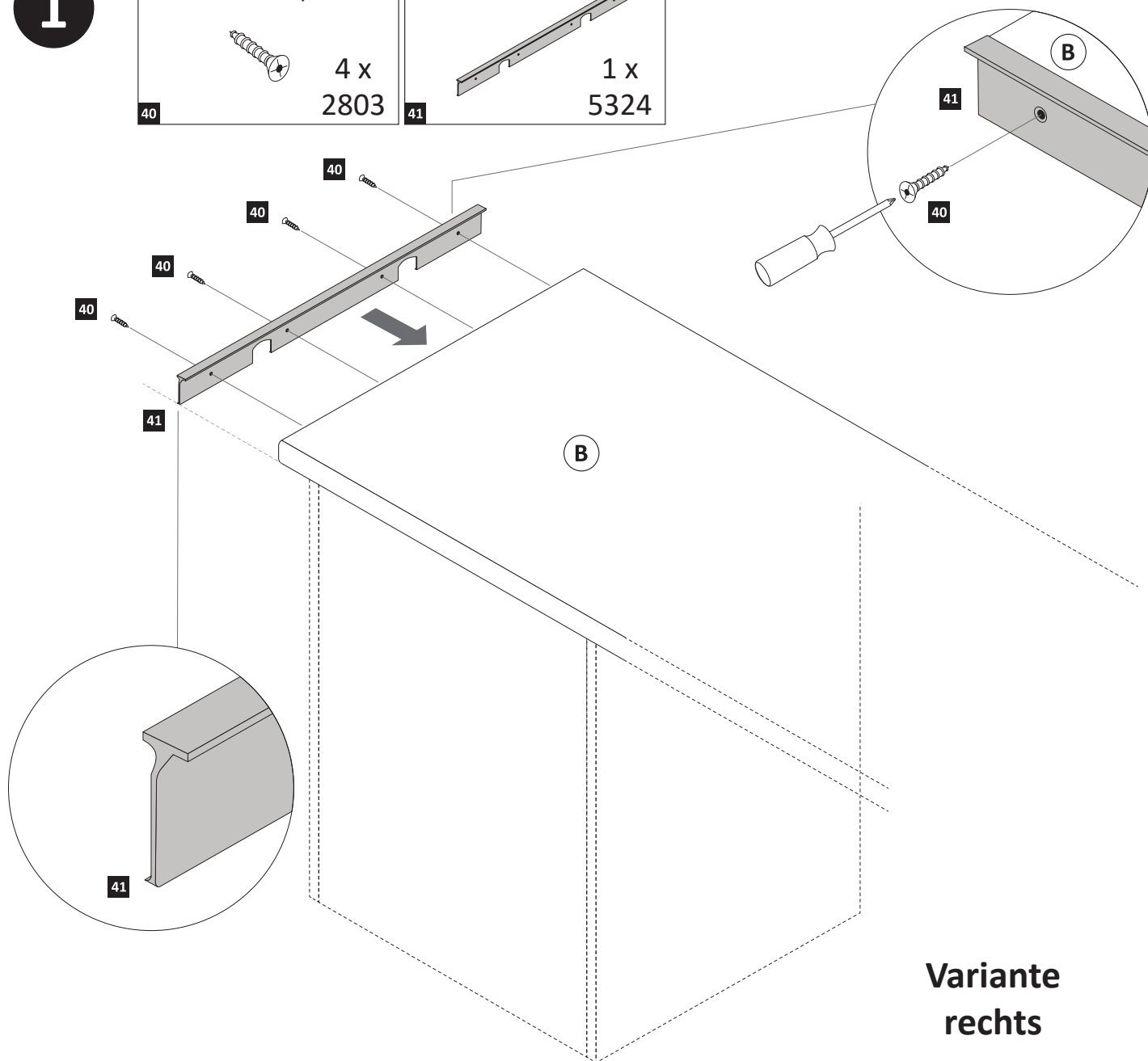
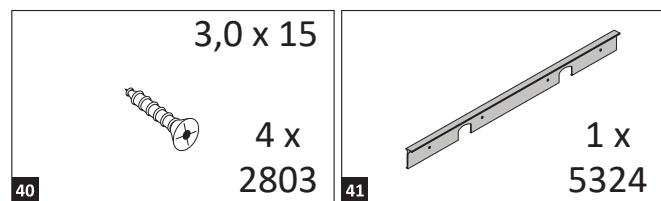




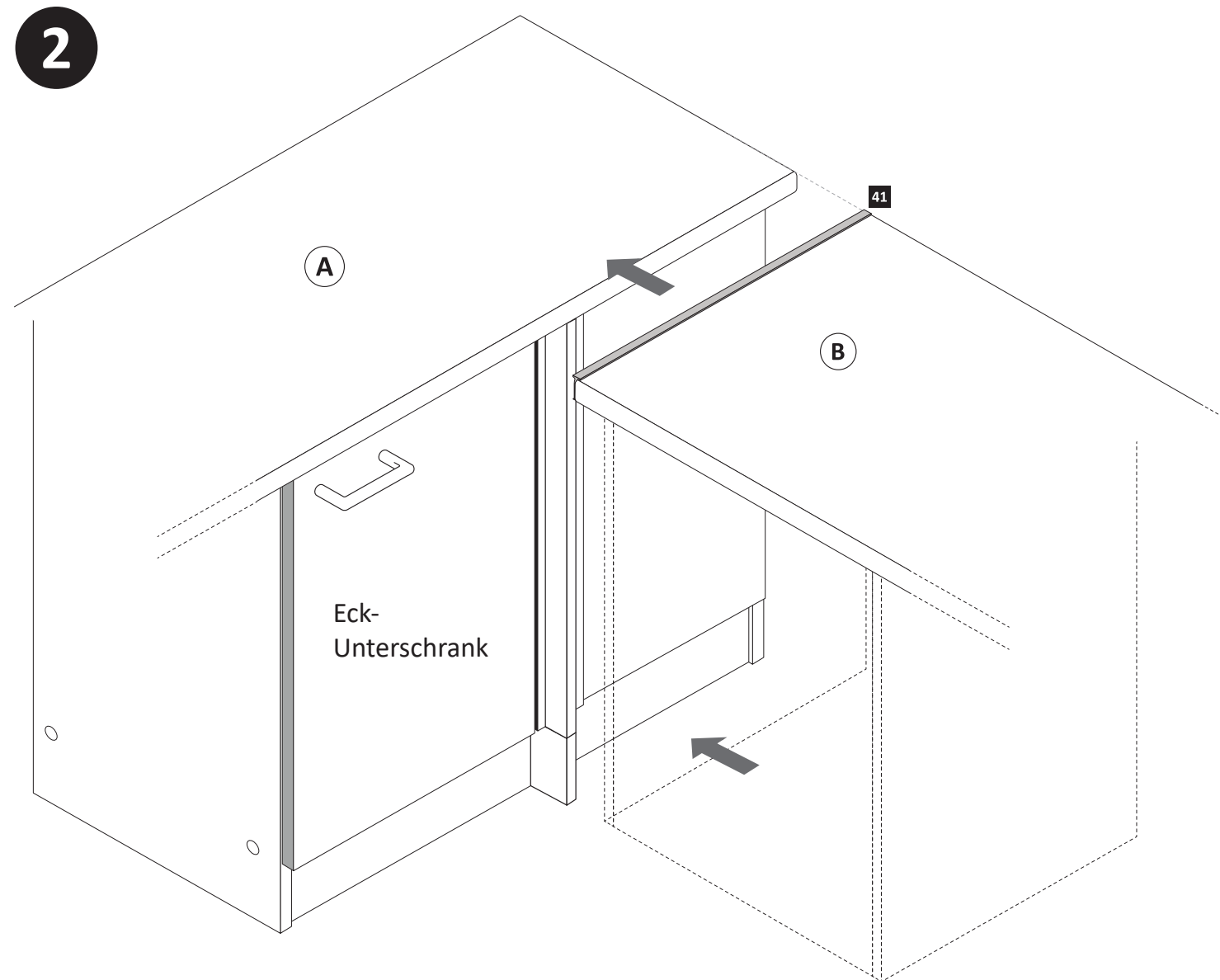
89937.330



1

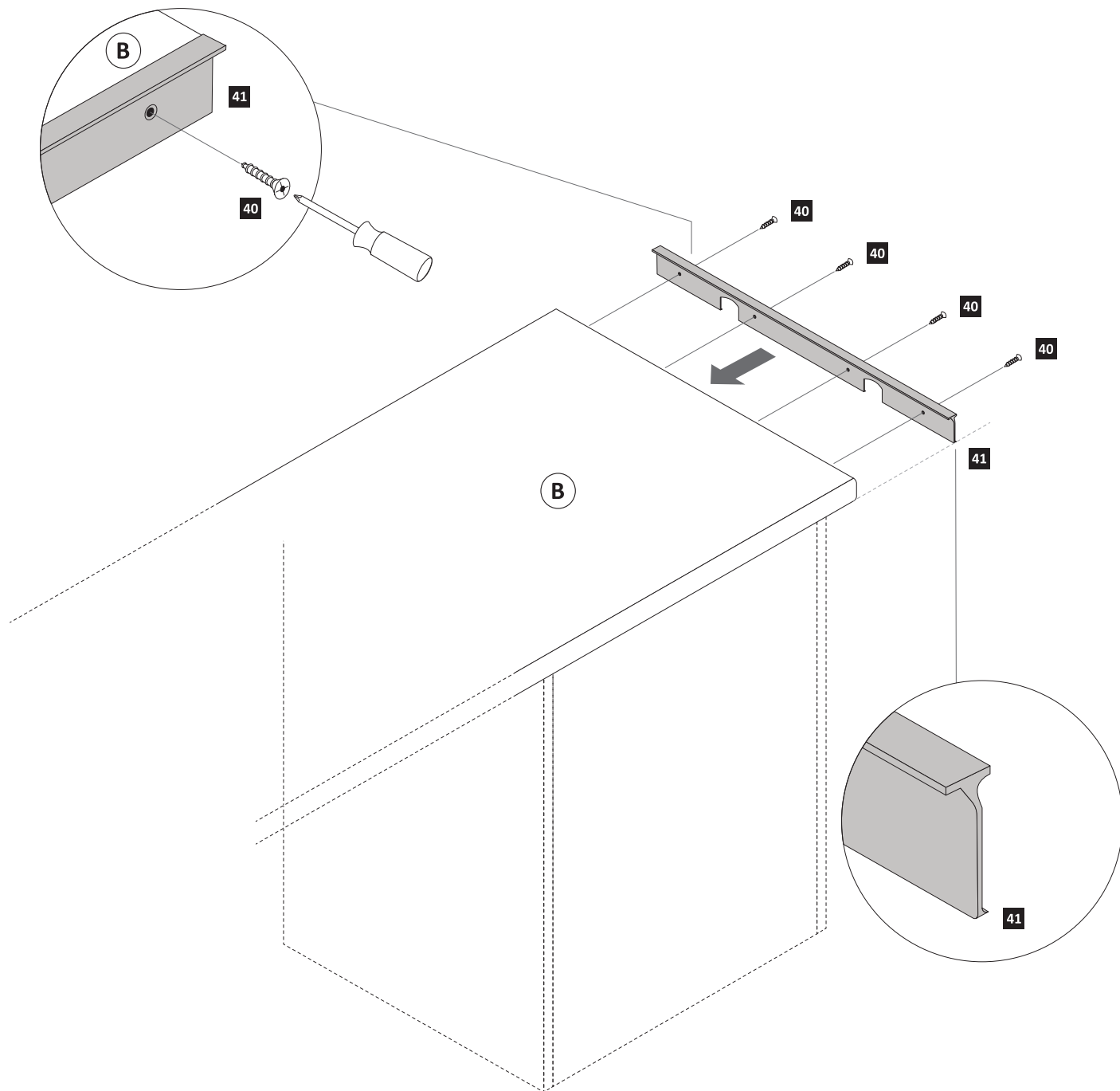
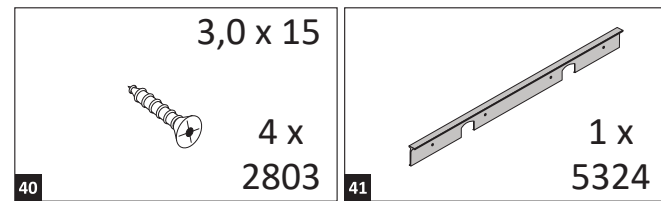


2



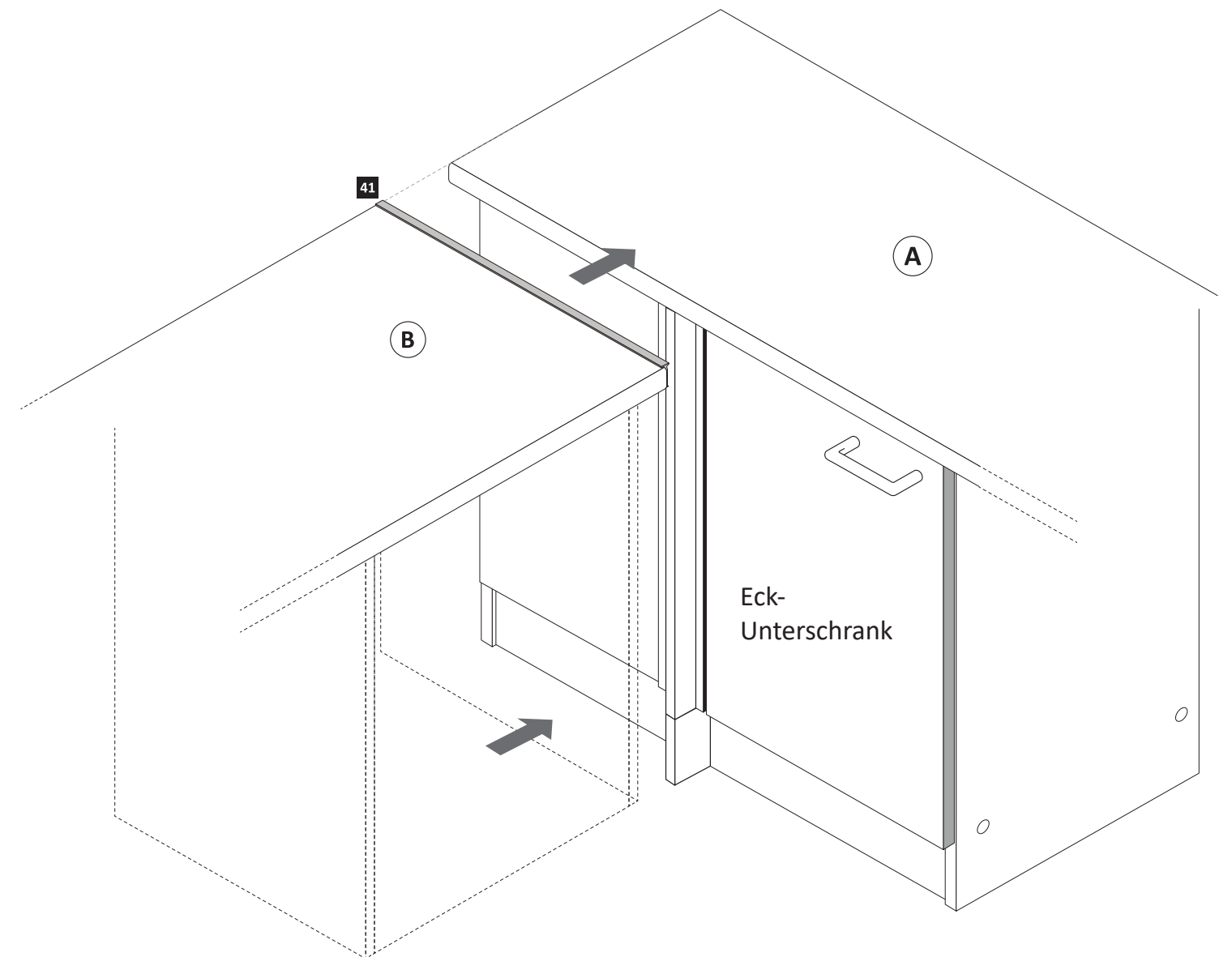
Variante links

1



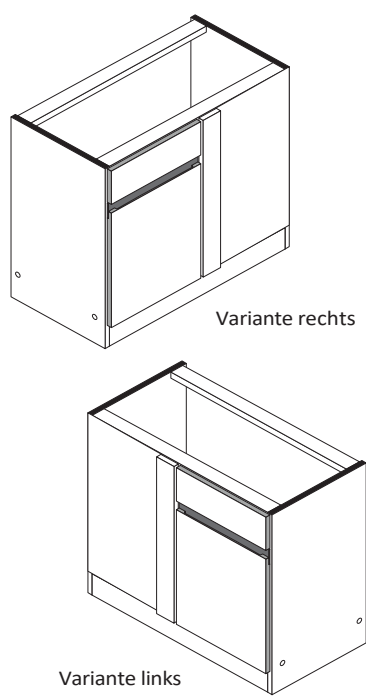
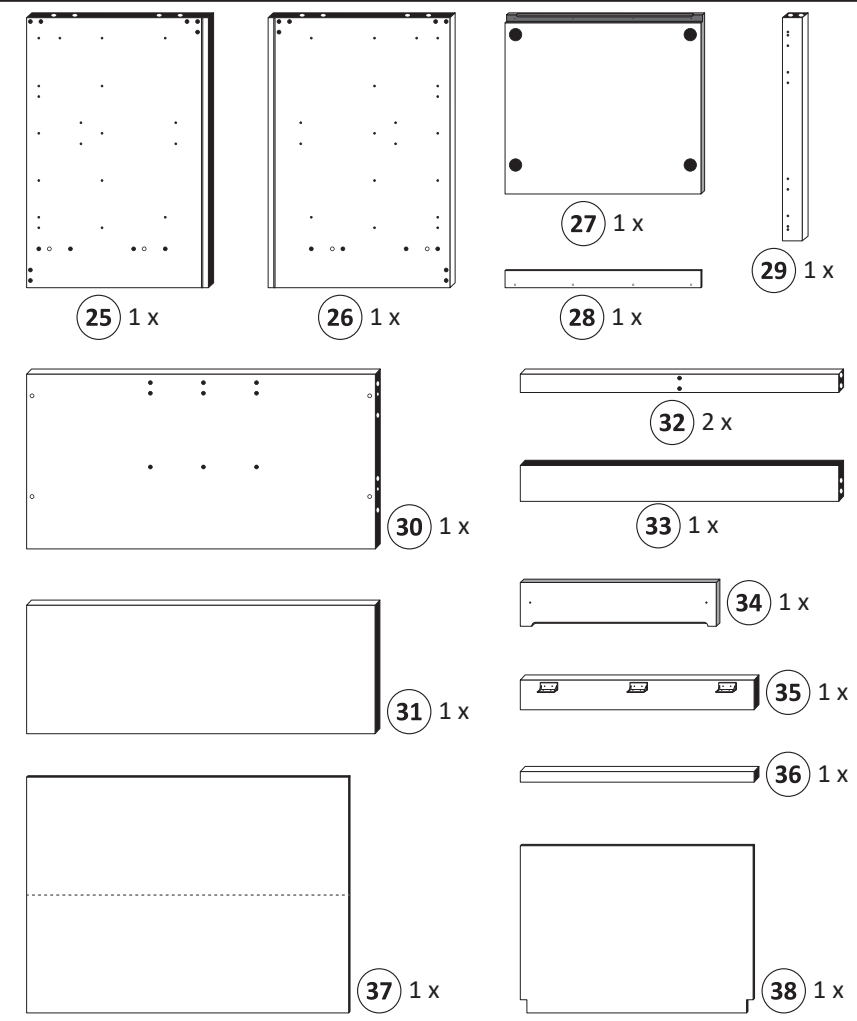
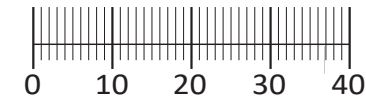
Variante links

2





1 4 x 2827	2 4 x	3 2 x 1503	4 2 x 1611	5 8 x 30 24 x 2861
6 8mm 7 x 2917	7 3,5 x 15 27 x 2804	8 5/5 x 16 4 x 2821	9 2 x 2865	10 2 x 2886
11 3 x 2517	12 3,5 x 30 8 x 2807	13 2 x 2845	14 6,3 x 16 2 x 2816	15 6,3 x 11 2 x 2815
16 3,5 x 17 4 x 2832	17 1 x	18 4 x 9 2 x	19 5 x 30 1 x	20 25 x 2862
A 4 x 1980	B 3,5 x 15 16 x 2804	C 8mm 4 x 2917		



87168.532

Das beigegefügte Wandbefestigungsmaterial (Dübel und Schrauben) eignet sich nur für festes Mauerwerk (z.B.: Beton- oder Ziegelwände). Für andere Wandaufbauten sind eventuell Spezialdübel und andere Schrauben notwendig. Ziehen Sie gegebenenfalls eine Fachkraft zu Rate.

De begeleidende wandmontage hardware (pluggen en schroeven) is alleen geschikt voor massief metselwerk (bijvoorbeeld beton of bakstenen muren). Voor andere muur structuren zijn eventueel bijzondere ankerbouten en andere noodzakelijke. Draai indien nodig, een deskundige.

Приложенный материал для крепления к стене (дюбели и винты) пригоден только для жестких кладок (например, бетонные или кирпичные стены). Для других настенных конструкций необходимы смотря по обстоятельствам специальные дюбели и другие винты. При необходимости проконсультируйтесь у специалиста.

Le mur d'accompagnement matériel de montage (chevilles et les vis) ne convient que pour la maçonnerie solide (par exemple en béton ou des murs de briques). Pour les structures de mur d'autres sont peut-être spéciale boulons d'ancrage et d'autres nécessaires. Serrer le cas échéant, un expert.

Zalączony materiał do mocowania do ściany (kolki rozprężne i wkręty) nadaje się tylko do ścian murowanych (np. z betonu lub cegiel). Do ścian wykonanych w innych technologiach konieczne być mogą specjalne kolki rozprężne i inne wkręty. W razie potrzeby skorzystaj z fachowej pomocy

Il muro di accompagnamento hardware di montaggio (tasselli e viti) è e' adatto solo per muratura piena (ad esempio calcestruzzo o muratura). Per le altre strutture murarie sono forse speciali bulloni di ancoraggio e necessari di altri. Serrare se necessario, un esperto.

The accompanying wall mounting hardware (anchors and screws) is suitable only for solid masonry (eg concrete or brick walls). For other wall structures are possibly special anchor bolts and other necessary. Tighten if necessary, an expert.

Ekteki duvara sabit montaj malzemeleri (dübel ve vidalar), sadece sağlam duvarlar için (örnek: beton veya tuğla) elverişlidir. Başka duvarlar için özel dübeller ve farklı vidalar gerekebilir. Gerektiğinde bir uzmana danışınız.

1

Bitte beachten!
In dieser Aufbauanleitung ist die Tür rechts angeschlagen.
Soll die Tür links angeschlagen werden, muss der Verbindungswinkel **13** auf das rechte Seitenteil montiert werden.

89930.330

2

3

Variante rechts

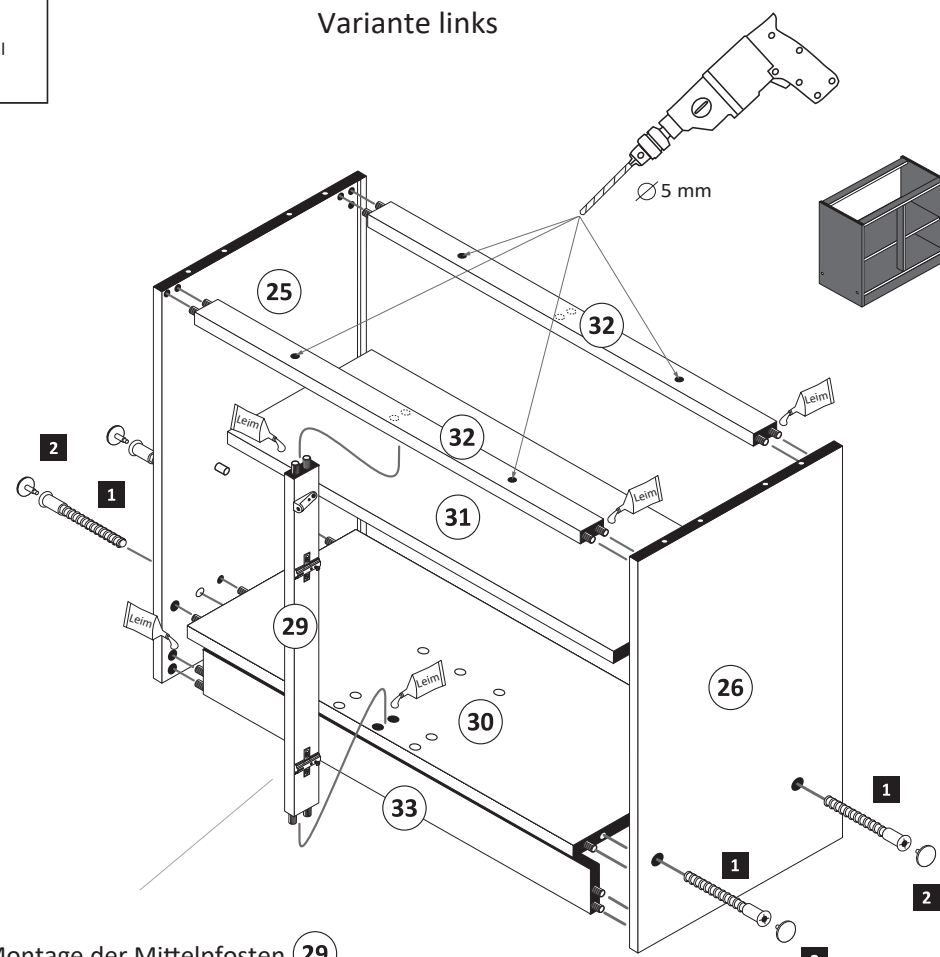
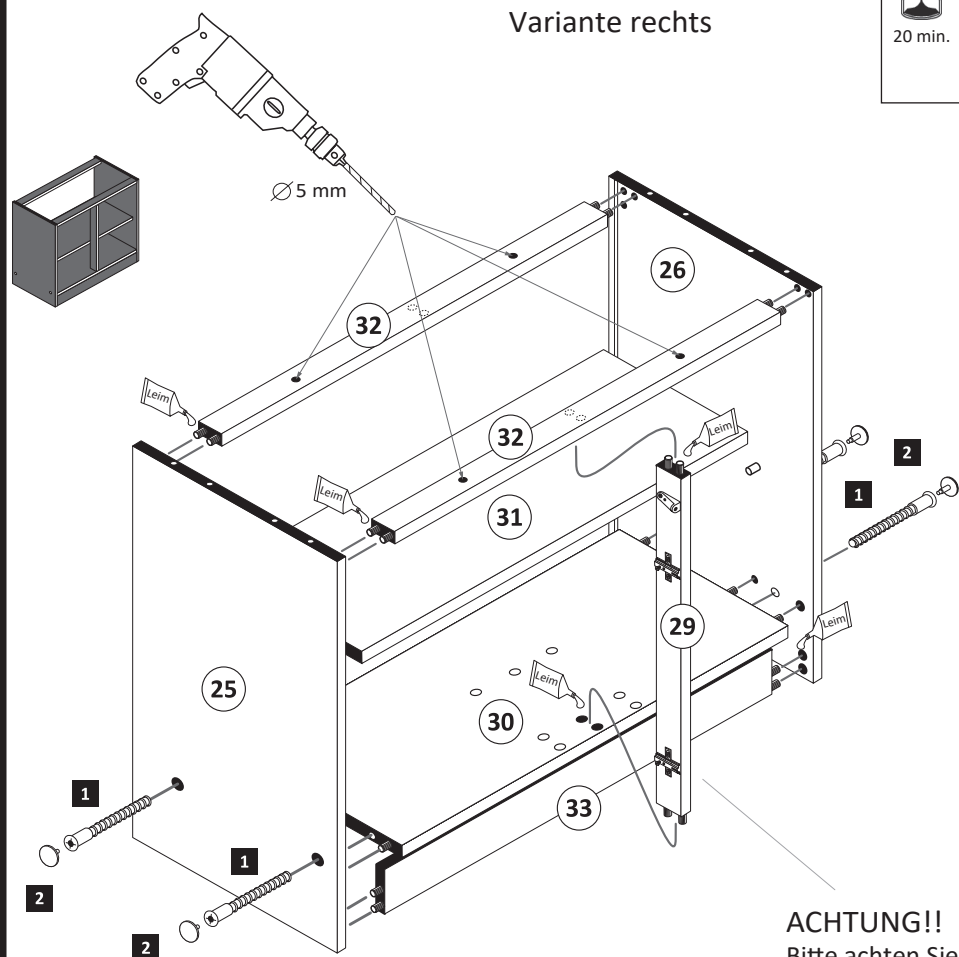
Variante links

- 4**
- 1 4 x 2827
 - 2 4 x

- 20 1 x 2863
- 20 min.
- Leim
- D Leim
 - GB Glue
 - NL Lijm
 - PL Klej
 - TR Tutkal
 - F Colle
 - I Colla

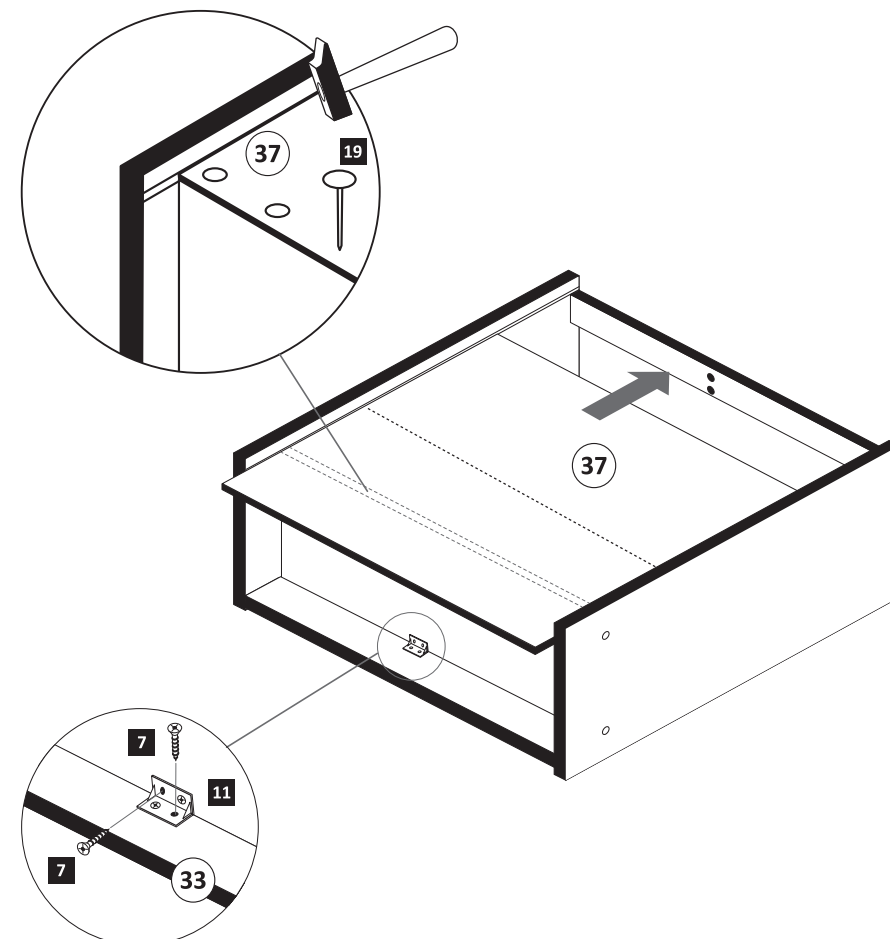
Variante rechts

Variante links



ACHTUNG!!
Bitte achten Sie bei der Montage der Mittelpfosten (29) auf die Türmontage Variante.

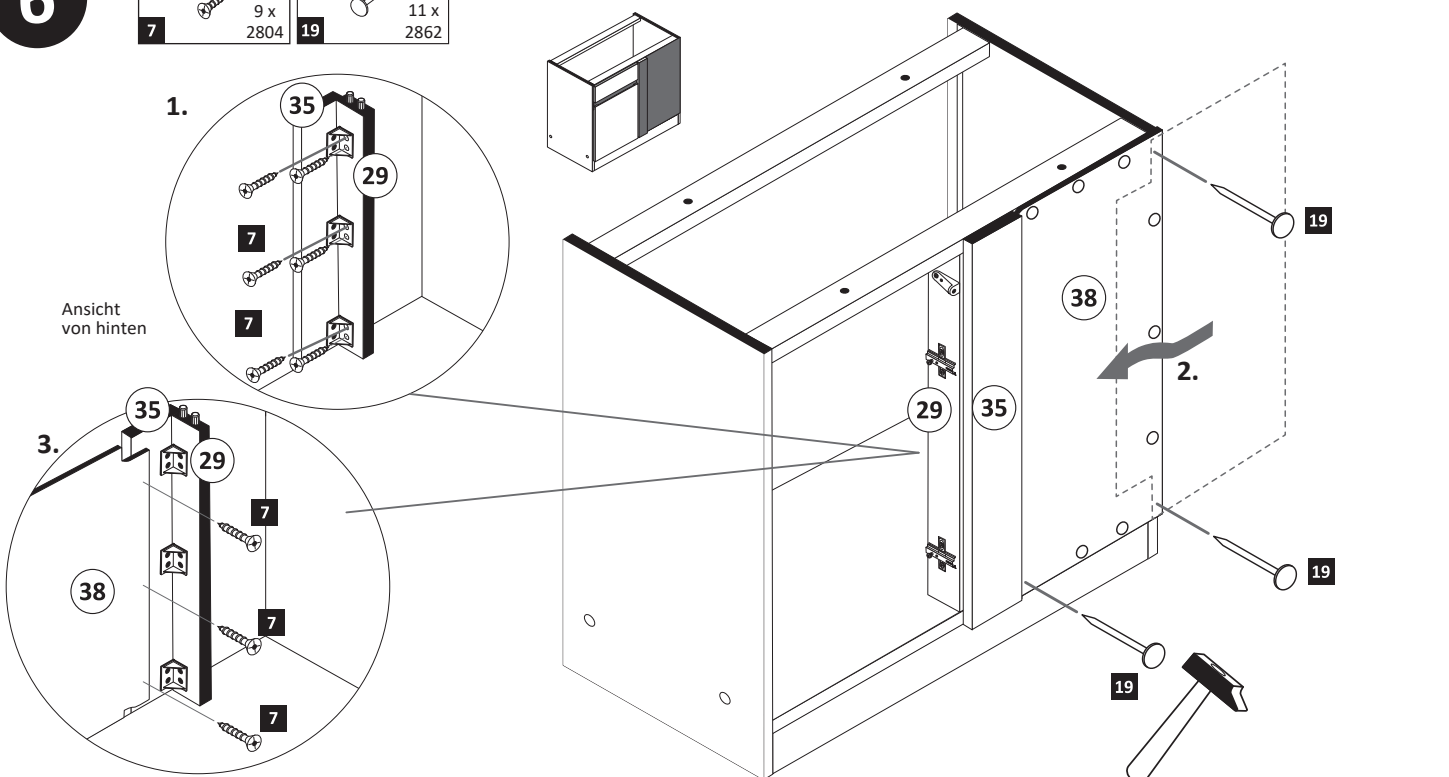
- 5**
- 7 3,5 x 15 4 x 2804
 - 11 1 x 2517
 - 19 14 x 2862



- 6**
- 7 3,5 x 15 9 x 2804
 - 19 11 x 2862

Variante rechts

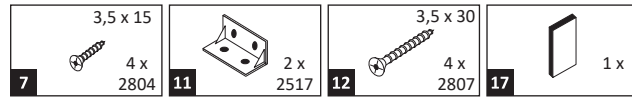
Variante links



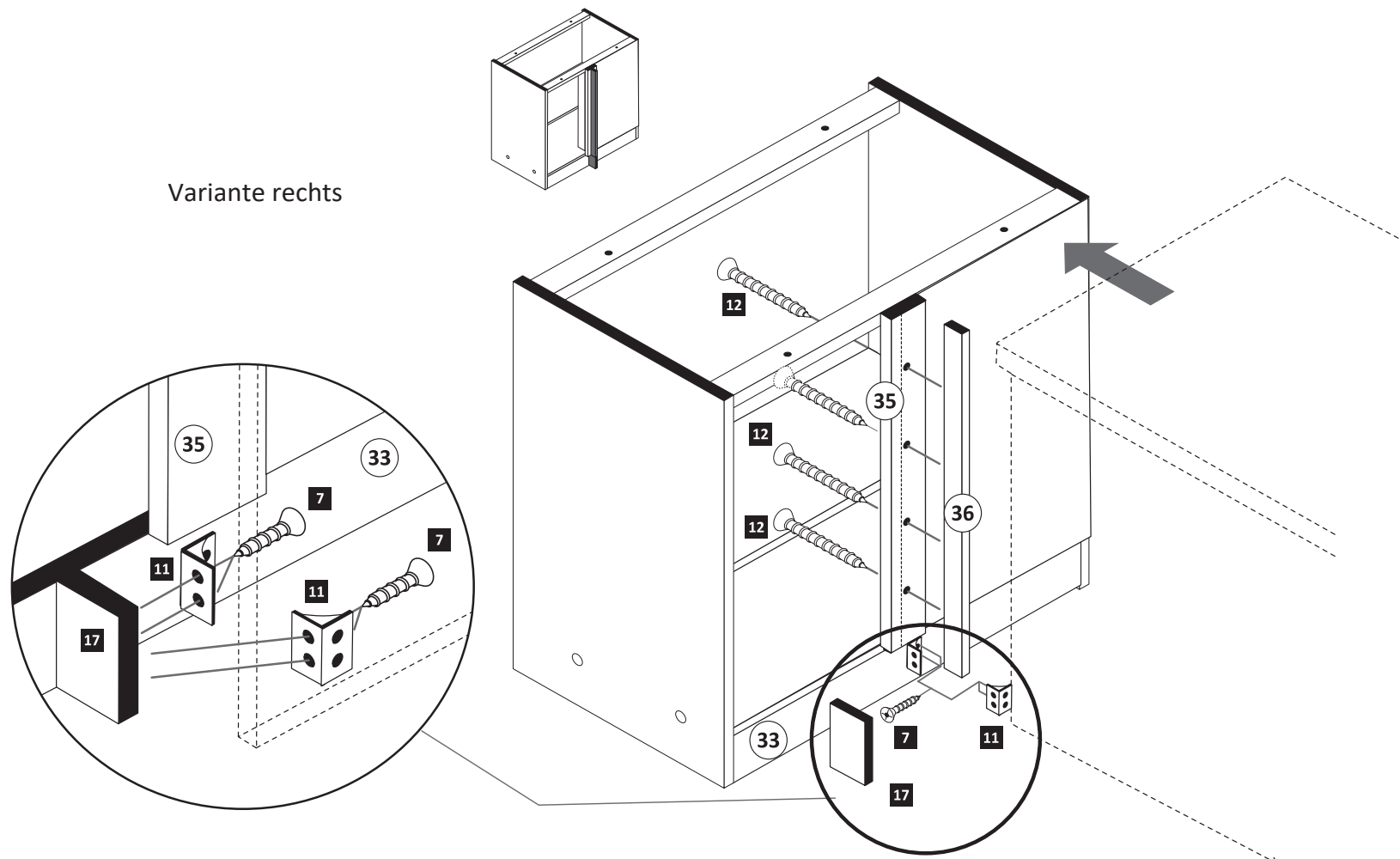
Ansicht von hinten

Ansicht von hinten

7



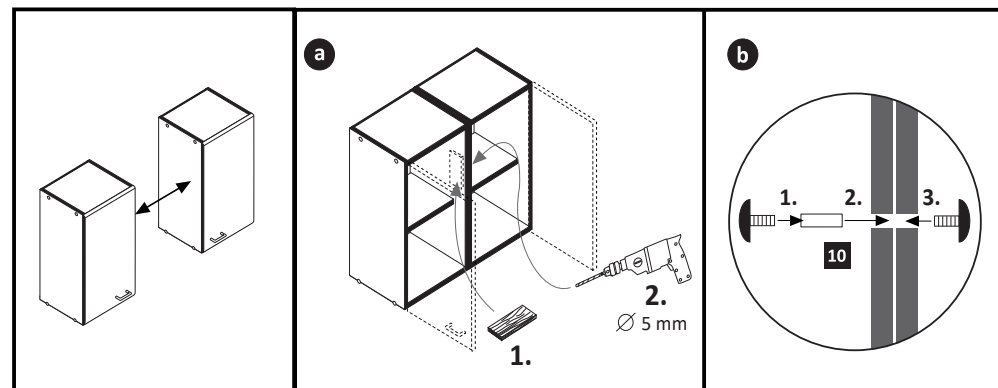
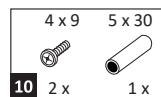
Variante rechts



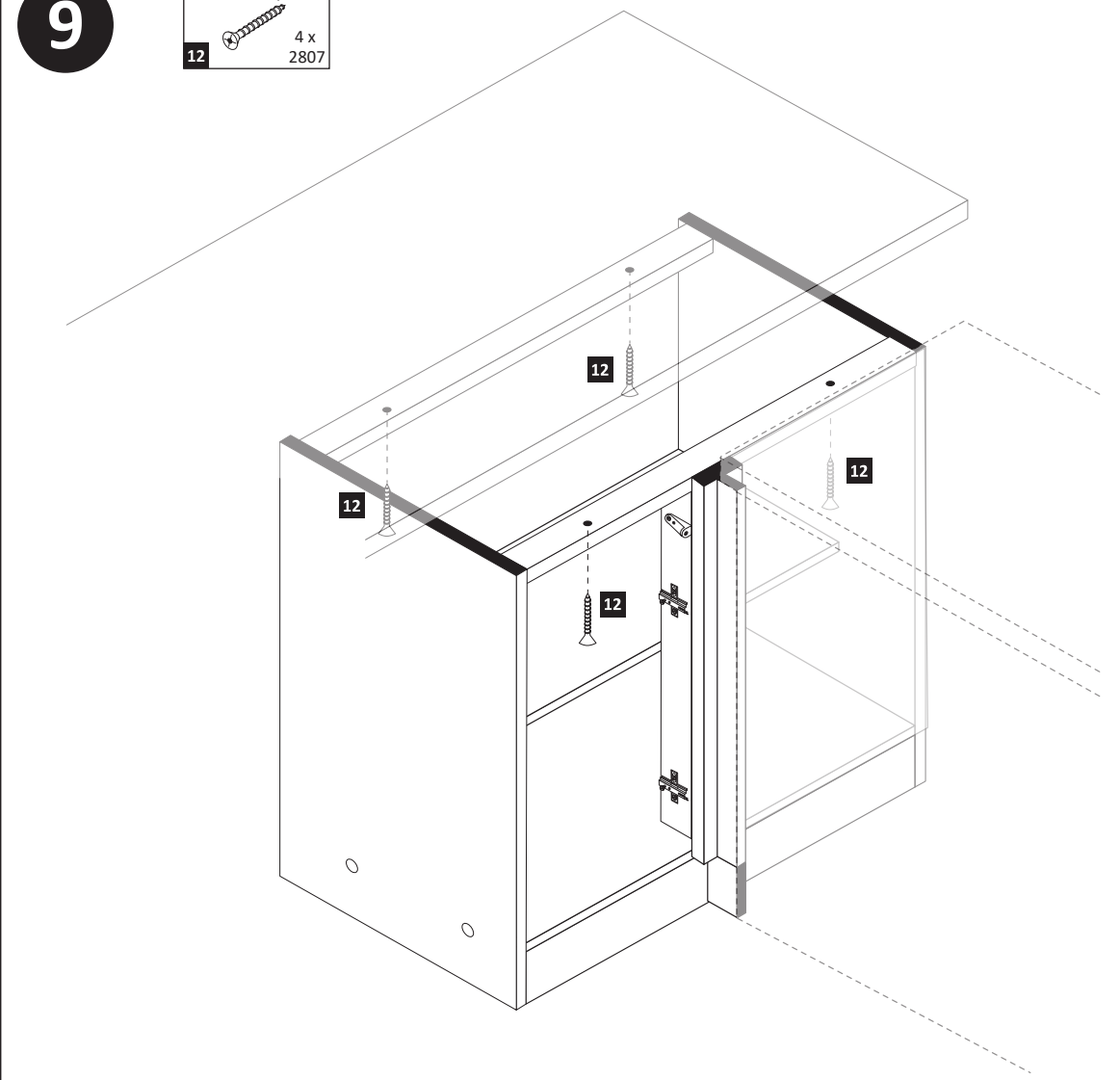
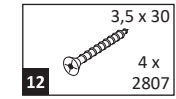
Eckschrankverbindung

1. Das Breitenmaß des Anschlußschrankes auf der Blendleiste (35) anzeichnen.
2. Vier Löcher $\varnothing 3$ mm bohren und die Paßleiste (36) von innen mit den Schrauben (12) festschrauben.
3. Das Sockelpaßstück (17) mit den Winkeln (11) zwischen Sockelleiste (33) und Anschlußschrank wie abgebildet befestigen.

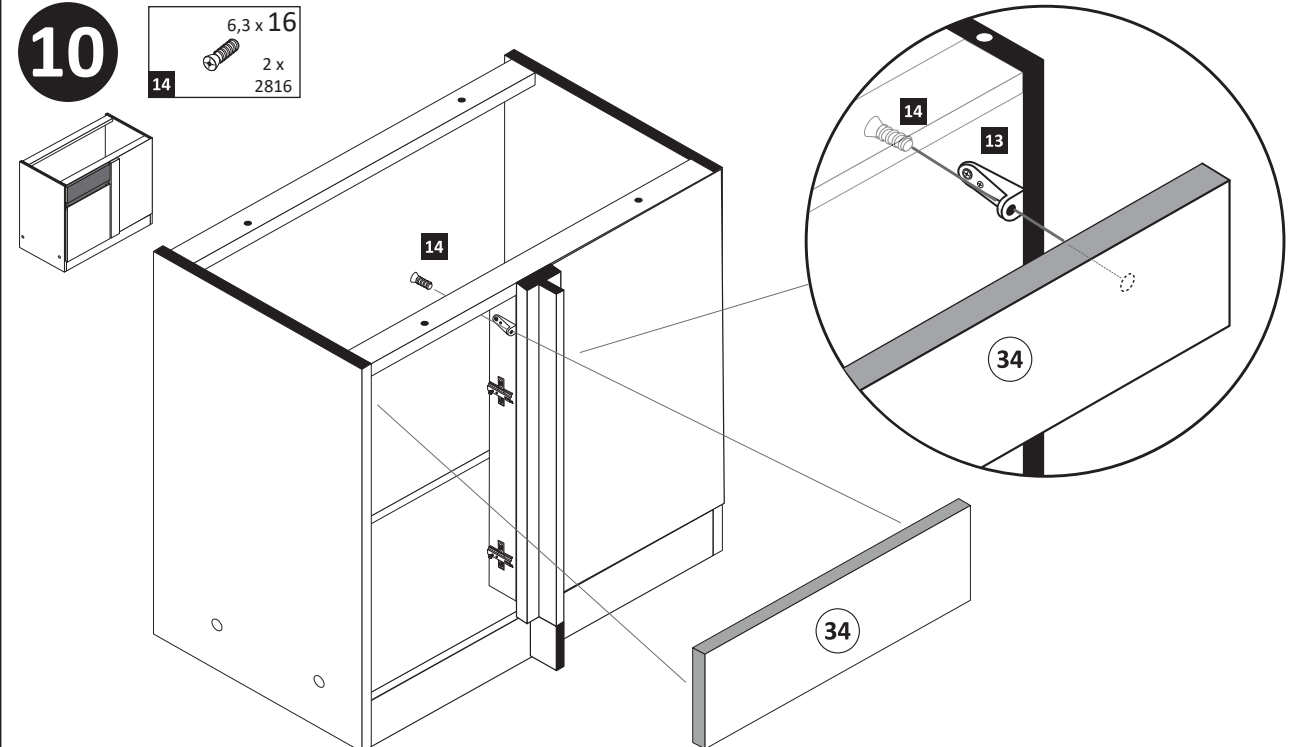
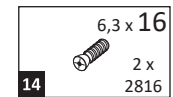
8



9



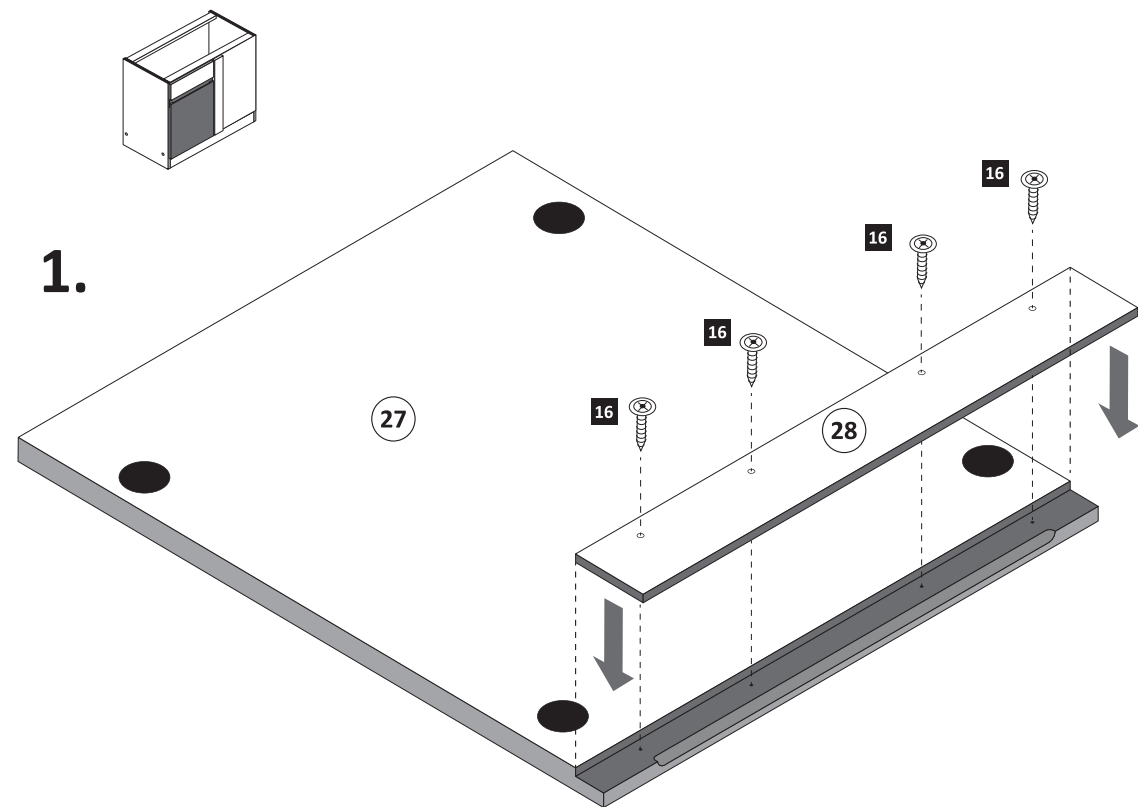
10



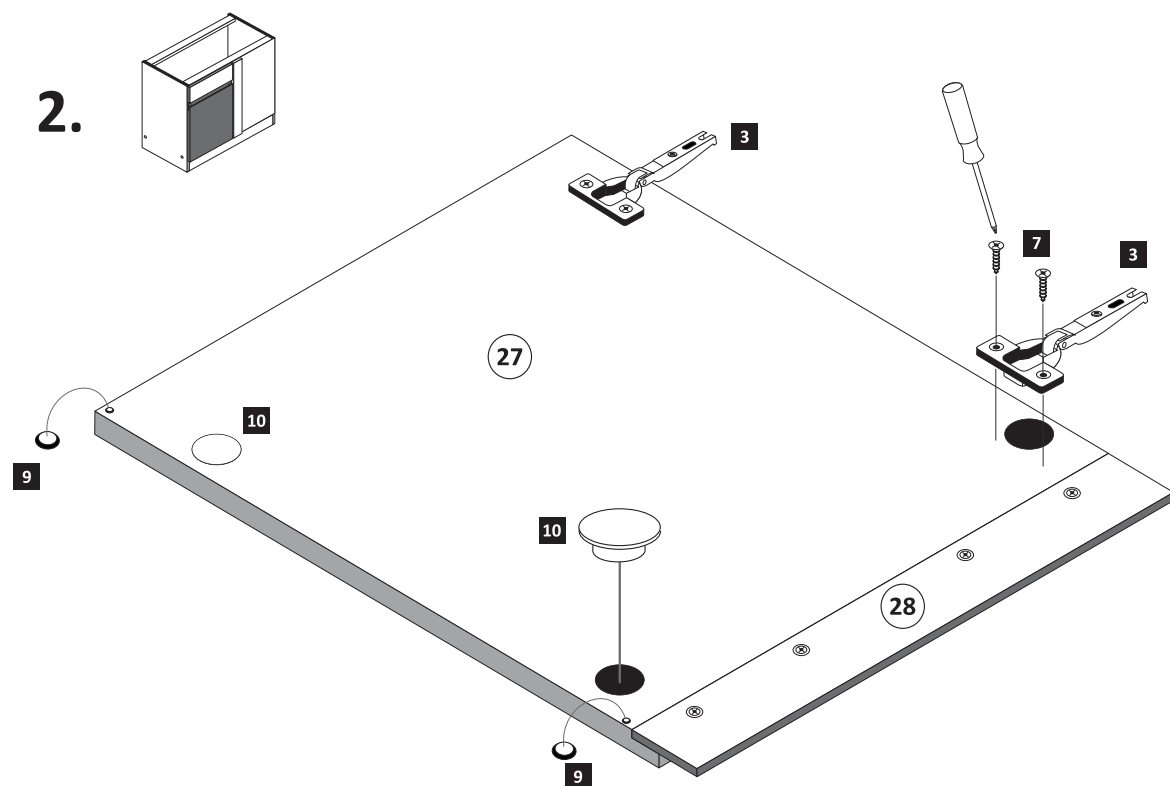
11



1.

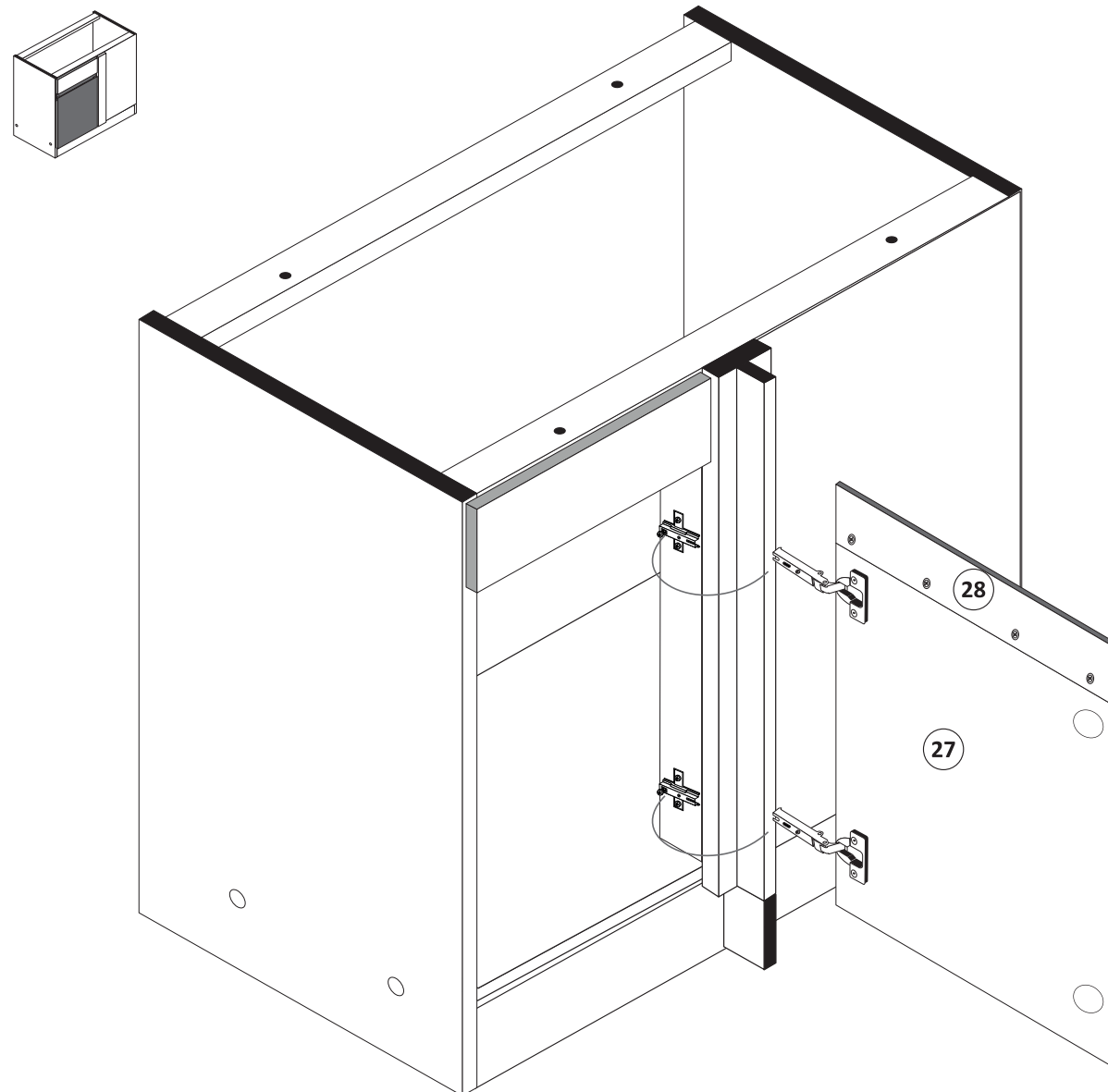


2.

**ACHTUNG !**

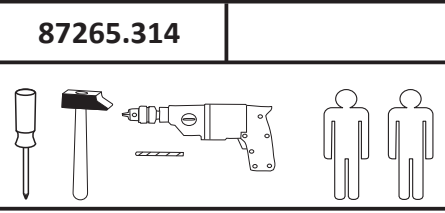
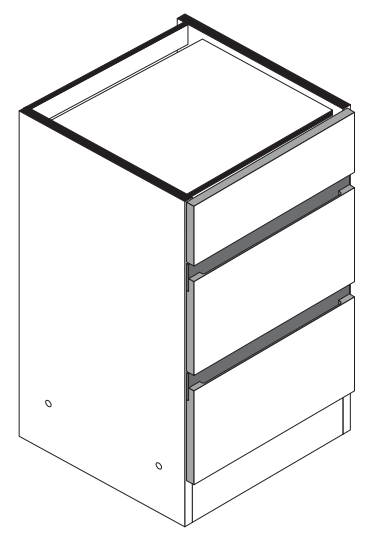

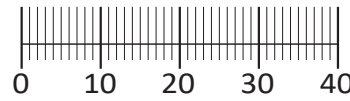
Montagebeispiel Rechtsanschlag !
Soll die Tür links angeschlagen werden,
müssen die Scharniere in die gegenseitigen
Bohrungen montiert werden.

12






1 4 x 2827	2 4 x	3 3,5 x 17 8 x 2832	4 6,3 x 11 14 x 2815	5 8 x 30 16 x 2861	7 3,5 x 15 26 x 2804
8 5/5 x 16 4 x 2821	9 4 x 2865	10 3 x 13,5 8 x 1123	11 2 x 2845	12 6,3 x 16 2 x 2816	13 4 x 5352.400
14 4 x	15 2 x R 2 x L 5281.400	16 2 x L 2 x R 5281.400	17 4 x 9 5 x 30 2 x 1 x		
18 25 x 2862	19 1 x 2863				
A 4 x 1980	B 3,5 x 15 16 x 2804	C 8mm 4 x 2917			



87265.314



Das beigelegte Wandbefestigungsmaterial (Dübel und Schrauben) eignet sich nur für festes Mauerwerk (z.B.: Beton- oder Ziegelwände). Für andere Wandaufbauten sind eventuell Spezialdübel und andere Schrauben notwendig. Ziehen Sie gegebenenfalls eine Fachkraft zu Rate.

De begeleidende wandmontage hardware (pluggen en schroeven) is alleen geschikt voor massief metselwerk (bijvoorbeeld beton of bakstenen muren). Voor andere muur structuren zijn eventueel bijzondere ankerbouten en andere noodzakelijke. Draai indien nodig, een deskundige.

Приложенный материал для крепления к стене (дюбели и винты) пригоден только для жестких кладок (например, бетонные или кирпичные стены). Для других настенных конструкций необходимы смотря по обстоятельствам специальные дюбели и другие винты. При необходимости проконсультируйтесь у специалиста.

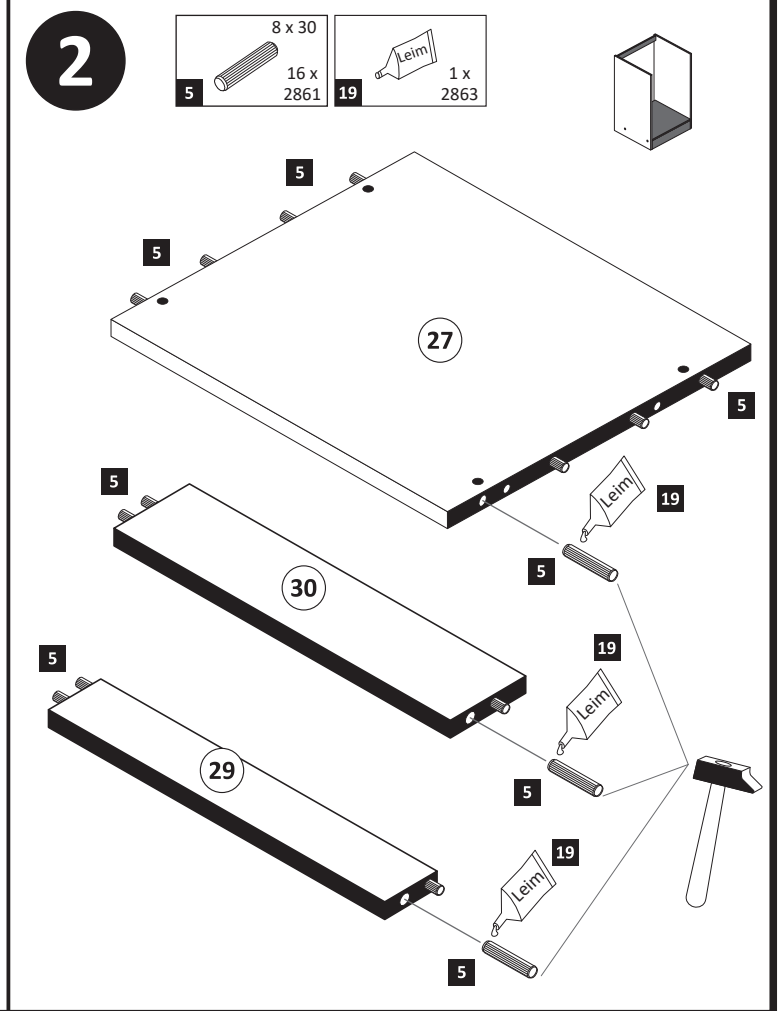
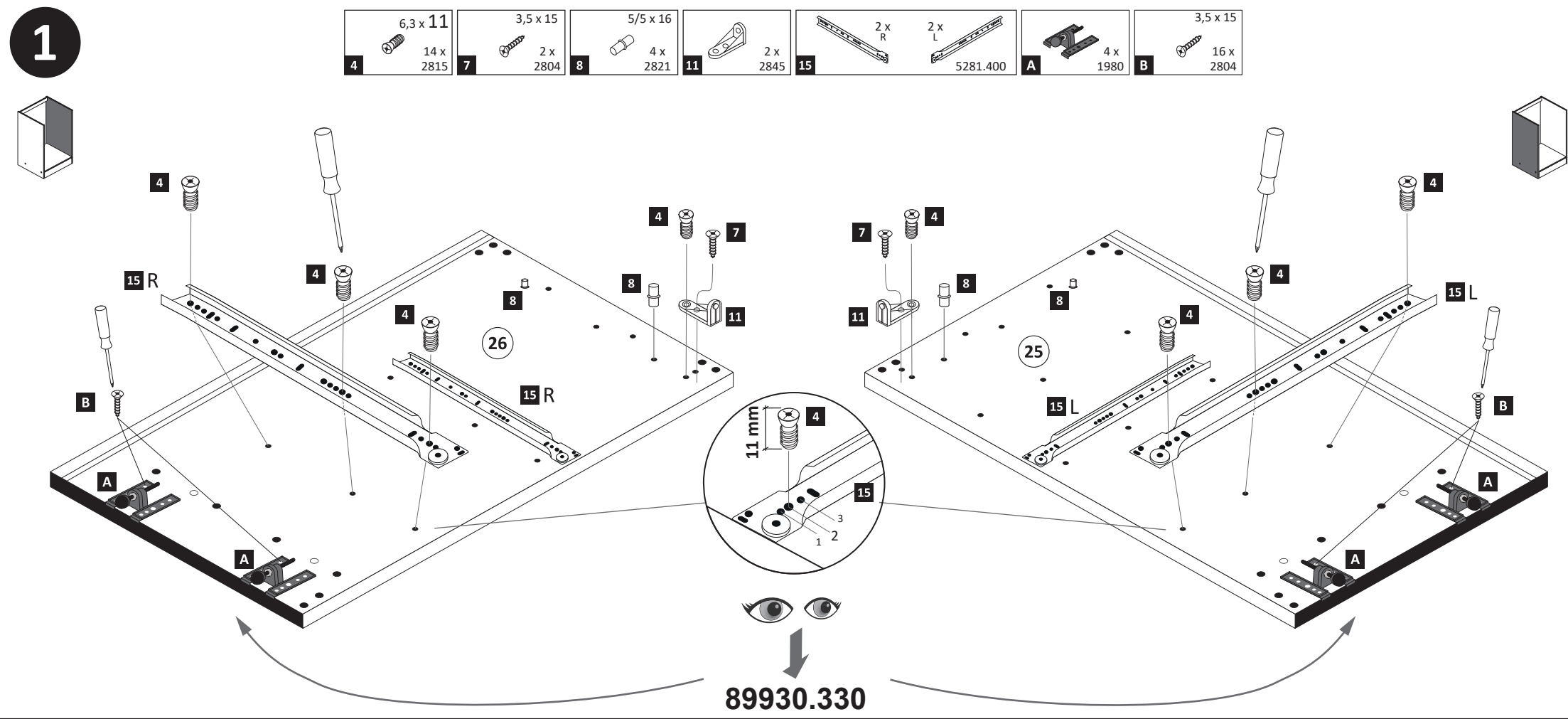
Le mur d'accompagnement matériel de montage (chevilles et les vis) ne convient que pour la maçonnerie solide (par exemple en béton ou des murs de briques). Pour les structures de mur d'autres sont peut-être spéciale boulons d'ancrage et d'autres nécessaires. Serrer le cas échéant, un expert.

Załączony materiał do mocowania do ściany (kolki rozprężne i wkręty) nadaje się tylko do ścian murowanych (np. z betonu lub cegiel). Do ścian wykonanych w innych technologiach konieczne być mogą specjalne kolki rozprężne i inne wkręty. W razie potrzeby skorzystaj z fachowej pomocy

Il muro di accompagnamento hardware di montaggio (tasselli e viti) è'e adatto solo per muratura piena (ad esempio calcestruzzo o muratura). Per le altre strutture murarie sono forse speciali bulloni di ancoraggio e necessari di altri. Serrare se necessario, un esperto.

The accompanying wall mounting hardware (anchors and screws) is suitable only for solid masonry (eg concrete or brick walls). For other wall structures are possibly special anchor bolts and other necessary. Tighten if necessary, an expert.

Ekteki duvarar sabit montaj malzemeleri (dübel ve vidalar), sadece sağlam duvarlar için (örnek: beton veya tuğla) elverişlidir. Başka duvarlar için özel dübeller ve farklı vidalar gerekebilir. Gerekliğinde bir uzmana danışınız.



3

1 4 x 2827 2 4 x 12 6,3 x 16 2 x 2816

19	1 x 2863
D	Leim
GB	Glue
NL	Lijm
PL	Klej
TR	Tutkal
F	Colle
I	Colla

20 min.

5

7

16 2 x L 2 x R 5281.400

16.1

4x

1. Schraube leicht lösen.

2. Zargenseite von Frontverbinder trennen.

8

13 4 x 5352.400

13.1

1.

2.

3.

4x

4

18 25 x 2862

36

6

3 3,5 x 17 8 x 2832

34

35

2 x

9

9 4 x 2865 10 3 x 13,5 8 x 1123

34

35

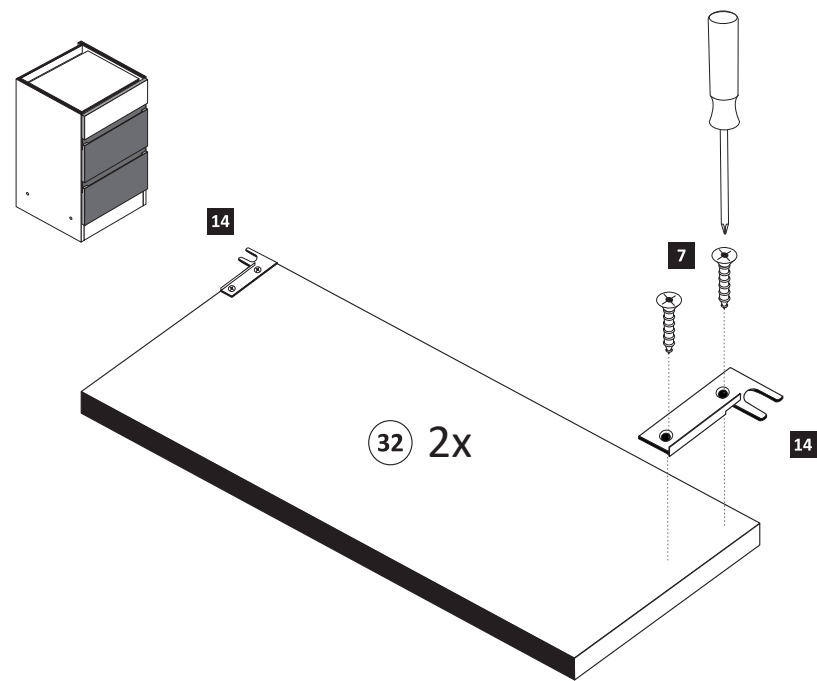
13.1

16.1

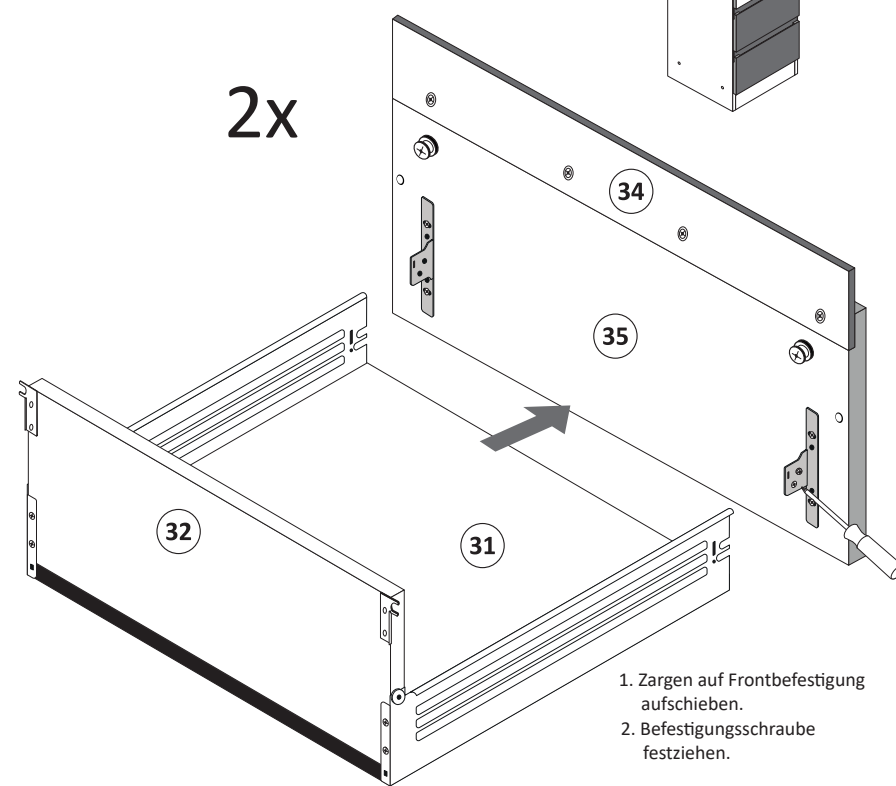
9

2 x

- 10**
- 3,5 x 15
 - 8 x 2804
 - 14
 - 4 x

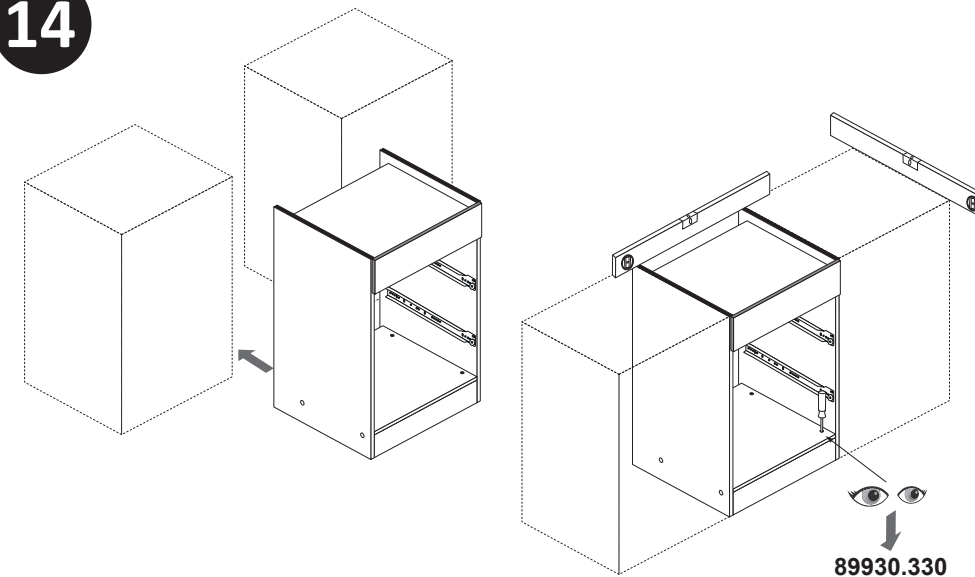


12



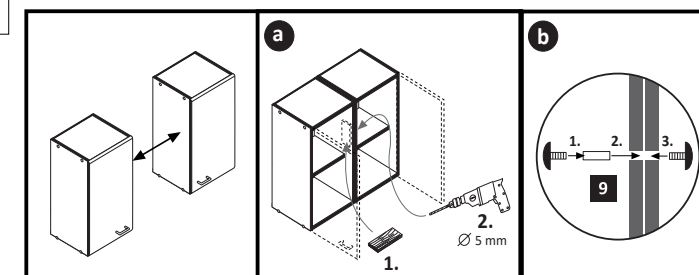
1. Zargen auf Frontbefestigung aufschieben.
2. Befestigungsschraube festziehen.

14

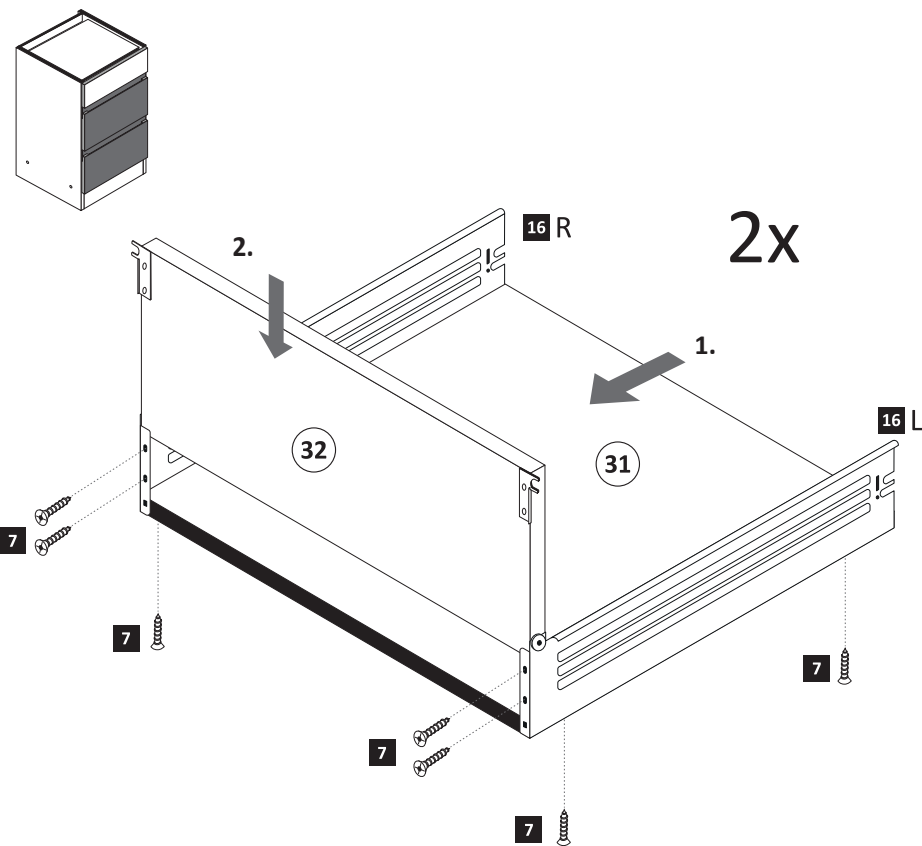


15

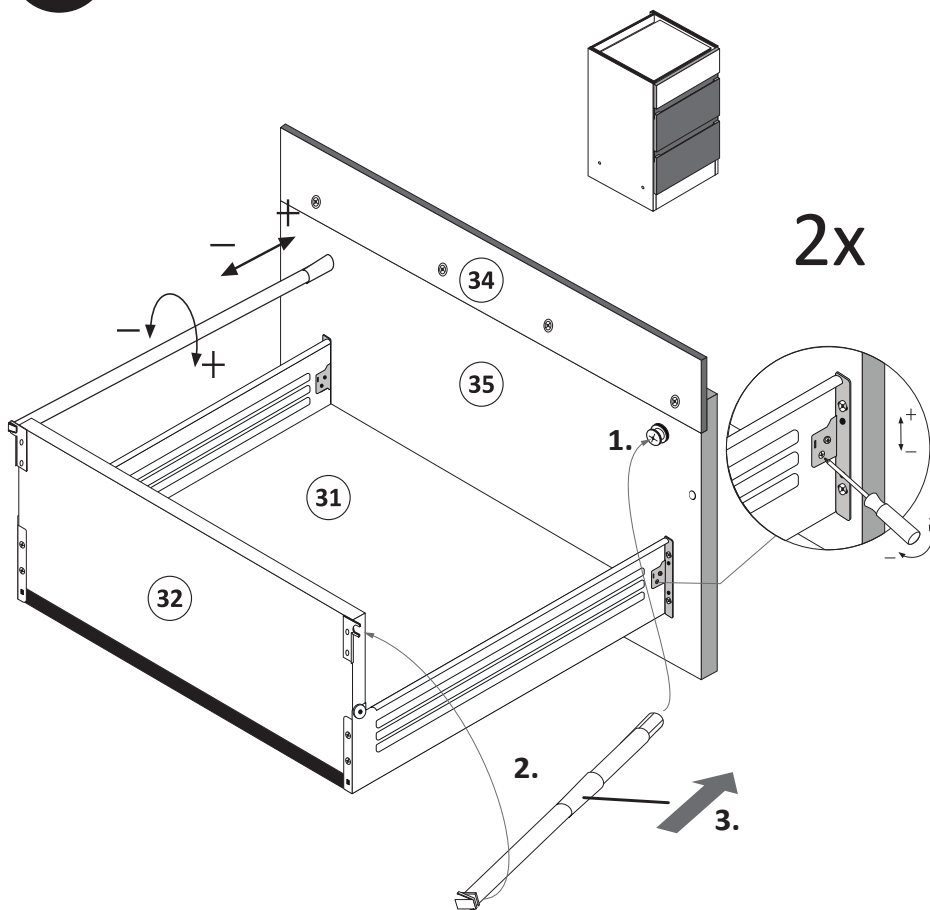
- 4 x 9
- 5 x 30
- 9
- 2 x
- 1 x



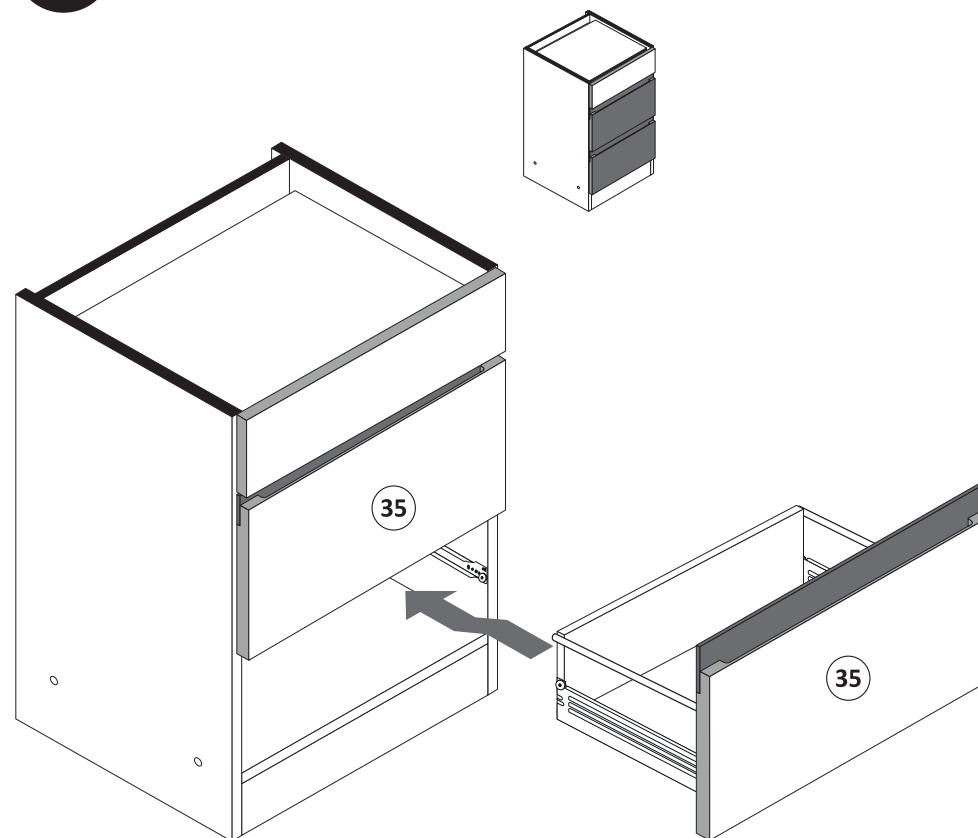
- 11**
- 3,5 x 15
 - 8 x 2804
 - 16
 - 2 x L
 - 2 x R
 - 5281.400



13


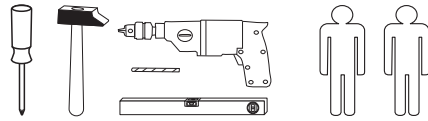
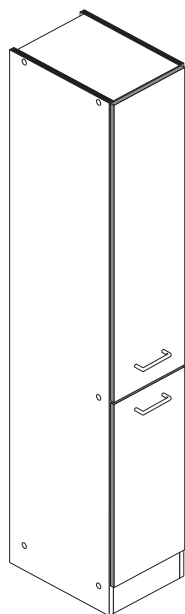


16

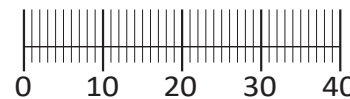




87259.351



- | | | | | |
|--------------|-----------------------|--------------------|----------------------|-----------------------|
| 1 10 x 2827 | 2 10 x | 3 8 x 30 22 x 2861 | 4 6,3 x 11 30 x 2815 | 5 4 x |
| 6 2 x | 7 4 x 45 1 x 2814 | 8 6 x 34 1 x 2844 | 9 1 x 2845 | 10 3,5 x 15 41 x 2804 |
| 11 4 x 9 2 x | 12 5 x 30 1 x | 13 Leim 1 x 2863 | 14 5 x R 5283.500 | 15 5 x L 5283.500 |
| 16 8 x 2865 | 17 3 x 13,5 20 x 1123 | 18 4 x 15 1 x 2810 | | |
| A 4 x 1980 | B 3,5 x 15 16 x 2804 | C 8mm 4 x 2917 | | |



Das beigefügte Wandbefestigungsmaterial (Dübel und Schrauben) eignet sich nur für festes Mauerwerk (z.B.: Beton- oder Ziegelwände). Für andere Wandaufbauten sind eventuell Spezialdübel und andere Schrauben notwendig. Ziehen Sie gegebenenfalls eine Fachkraft zu Rate.

De begeleidende wandmontage hardware (pluggen en schroeven) is alleen geschikt voor massief metselwerk (bijvoorbeeld beton of bakstenen muren). Voor andere muur structuren zijn eventueel bijzondere ankerbouten en andere noodzakelijke. Draai indien nodig, een deskundige.

Приложенный материал для крепления к стене (дюбели и винты) пригоден только для жестких кладок (например, бетонные или кирпичные стены). Для других настенных конструкций необходимы смотря по обстоятельствам специальные дюбели и другие винты. При необходимости проконсультируйтесь у специалиста.

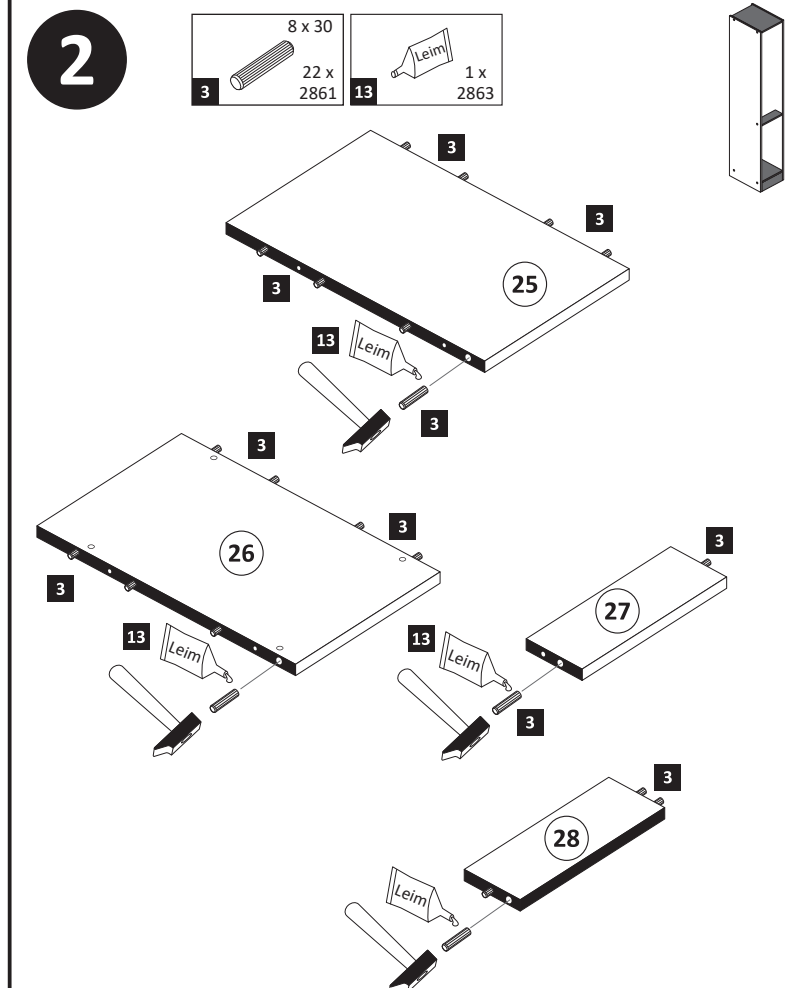
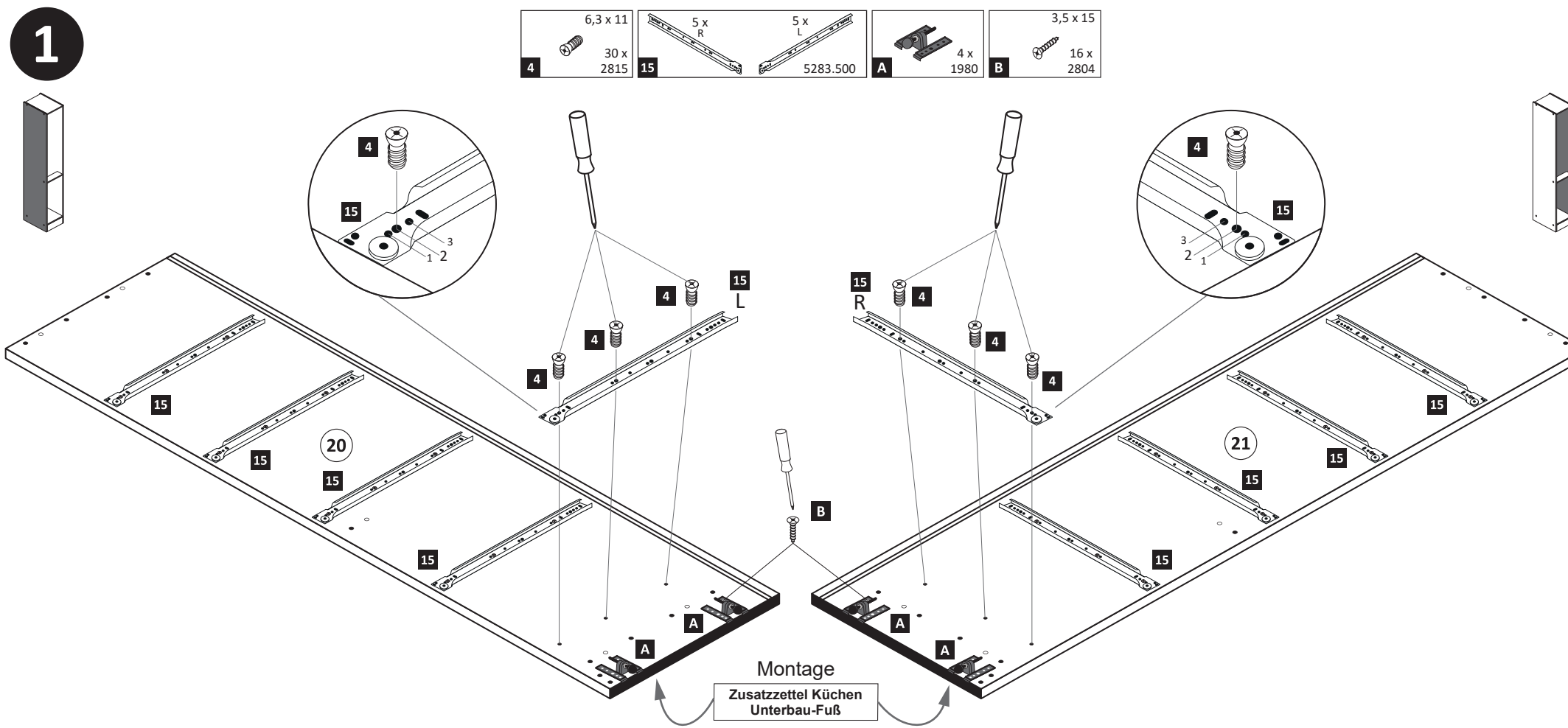
Le mur d'accompagnement matériel de montage (chevilles et les vis) ne convient que pour la maçonnerie solide (par exemple en béton ou des murs de briques). Pour les structures de mur d'autres sont peut-être spéciale boulons d'ancrage et d'autres nécessaires. Serrer le cas échéant, un expert.

Załączony materiał do mocowania do ściany (kolki rozprężne i wkręty) nadaje się tylko do ścian murowanych (np. z betonu lub cegiel). Do ścian wykonanych w innych technologiach konieczne być mogą specjalne kolki rozprężne i inne wkręty. W razie potrzeby skorzystaj z fachowej pomocy

Il muro di accompagnamento hardware di montaggio (tasselli e viti) è'e adatto solo per muratura piena (ad esempio calcstruzzo o muratura). Per le altre strutture murarie sono forse speciali bulloni di ancoraggio e necessari di altri. Serrare se necessario, un esperto.

The accompanying wall mounting hardware (anchors and screws) is suitable only for solid masonry (eg concrete or brick walls). For other wall structures are possibly special anchor bolts and other necessary. Tighten if necessary, an expert.

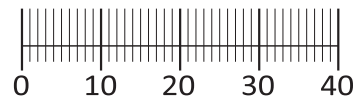
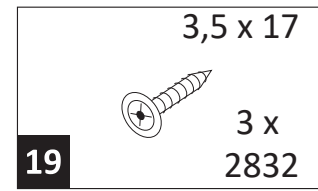
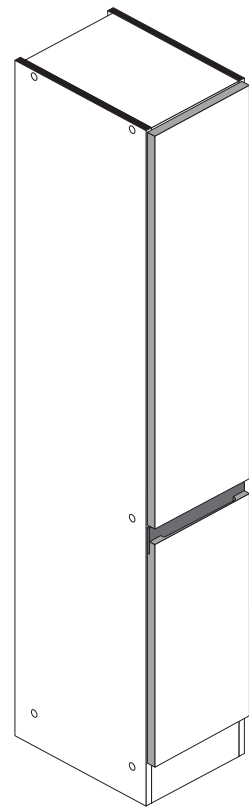
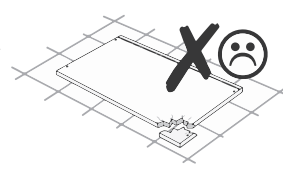
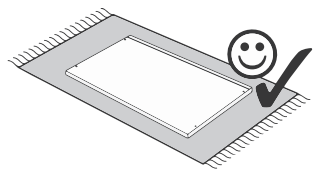
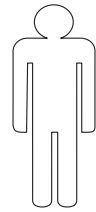
Ekteki duvara sabit montaj malzemeleri (dübel ve vidalar), sadece sağlam duvarlar için (örnek: beton veya tuğla) elverişlidir. Başka duvarlar için özel dübeller ve farklı vidalar gerekebilir. Gerekliğinde bir uzmana danışınız.



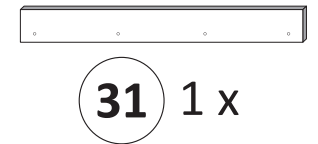
www.till-hilft.de



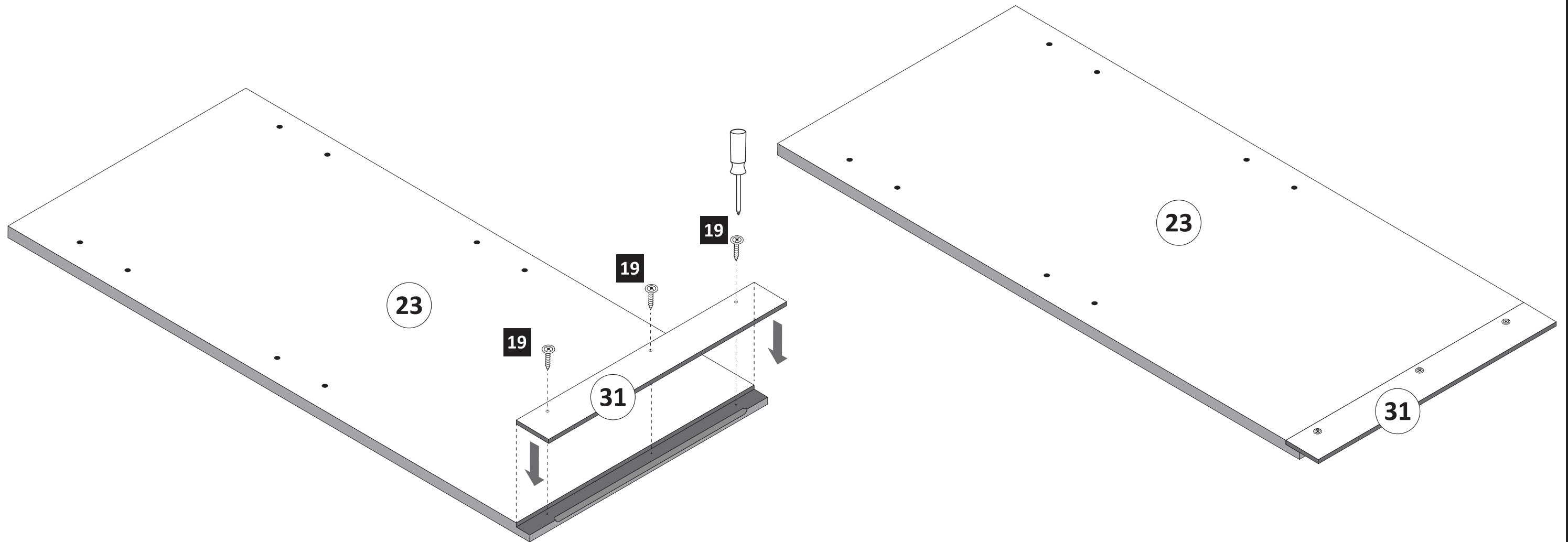
89919.330



23 1 x

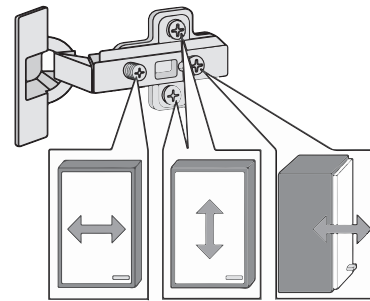

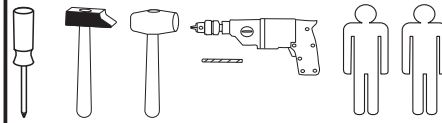
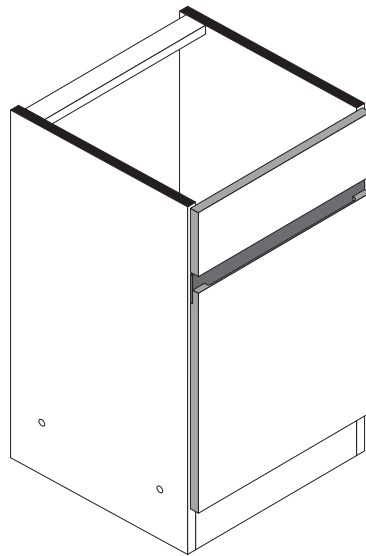


31 1 x

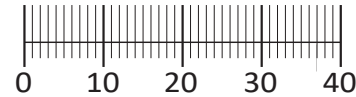




87131.533



1 4 x 2827	2 4 x	3 2 x 1503	4 2 x 1611	5 3,5 x 17 4 x 2832
6 8 x 30 16 x 2861	7 3,5 x 15 6 x 2804	8 6,3 x 11 2 x 2815	9 2 x 2849	10 3,5 x 30 4 x 2807
11 2 x 2845	12 6,3 x 16 2 x 2816	13 2 x 2886	14 2 x 2865	15 4 x 9 5 x 30 2 x 1 x
16 10 x 2862	17 1 x 2863			
A 4 x 1980	B 3,5 x 15 16 x 2804	C 8mm 4 x 2917		



Das beigegefügte Wandbefestigungsmaterial (Dübel und Schrauben) eignet sich nur für festes Mauerwerk (z.B. Beton- oder Ziegelwände). Für andere Wandaufbauten sind eventuell Spezialdübel und andere Schrauben notwendig. Ziehen Sie gegebenenfalls eine Fachkraft zu Rate.

De begeleidende wandmontage hardware (pluggen en schroeven) is alleen geschikt voor massief metselwerk (bijvoorbeeld beton of bakstenen muren). Voor andere muur structuren zijn eventueel bijzondere ankerbouten en andere noodzakelijke. Draai indien nodig, een deskundige.

Приложенный материал для крепления к стене (дюбели и винты) пригоден только для жестких кладок (например, бетонные или кирпичные стены). Для других настенных конструкций необходимы смотря по обстоятельствам специальные дюбели и другие винты. При необходимости проконсультируйтесь у специалиста.

Le mur d'accompagnement matériel de montage (chevilles et les vis) ne convient que pour la maçonnerie solide (par exemple en béton ou des murs de briques). Pour les structures de mur d'autres sont peut-être spéciale boulons d'ancrage et d'autres nécessaires. Serrer le cas échéant, un expert.

Zalączony materiał do mocowania do ściany (kolki rozprężne i wkręty) nadaje się tylko do ścian murowanych (np. z betonu lub cegiel). Do ścian wykonanych w innych technologiach konieczne być mogą specjalne kolki rozprężne i inne wkręty. W razie potrzeby skorzystaj z fachowej pomocy


Il muro di accompagnamento hardware di montaggio (tasselli e viti) è adatto solo per muratura piena (ad esempio calcestruzzo o muratura). Per le altre strutture murarie sono forse speciali bulloni di ancoraggio e necessari di altri. Serrare se necessario, un esperto.

The accompanying wall mounting hardware (anchors and screws) is suitable only for solid masonry (eg concrete or brick walls). For other wall structures are possibly special anchor bolts and other necessary. Tighten if necessary, an expert.


Ekteki duvara sabit montaj malzemeleri (dübel ve vidalar), sadece sağlam duvarlar için (örnek: beton veya tuğla) elverişlidir. Başka duvarlar için özel dübeller ve farklı vidalar gerekebilir. Gerektiğinde bir uzmana danışınız.



21 1 x



22 1 x




23 1 x



24 1 x



28 1 x



25 1 x



26 1 x



27 1 x

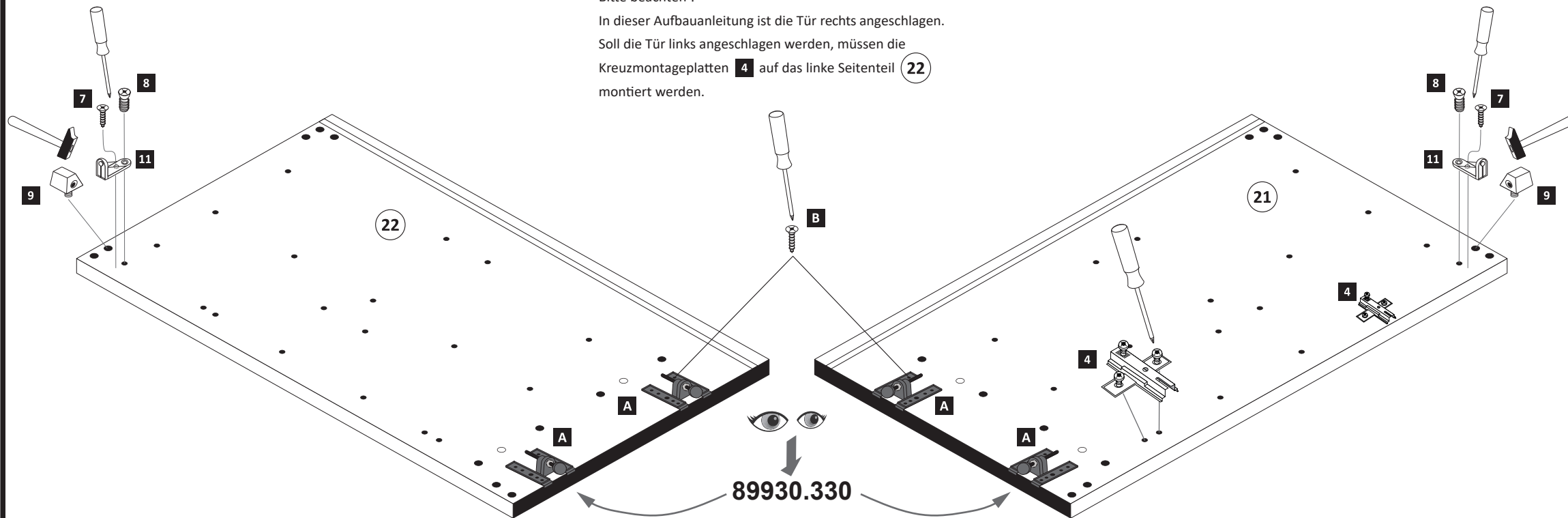


29 1 x

1

4 2 x 1611	7 3,5 x 15 2 x 2804	8 6,3 x 11 2 x 2815	9 2 x 2849	11 2 x 2845	A 4 x 1980	B 3,5 x 15 16 x 2804
-------------------------	-------------------------------------	-------------------------------------	-------------------------	--------------------------	-------------------------	--------------------------------------

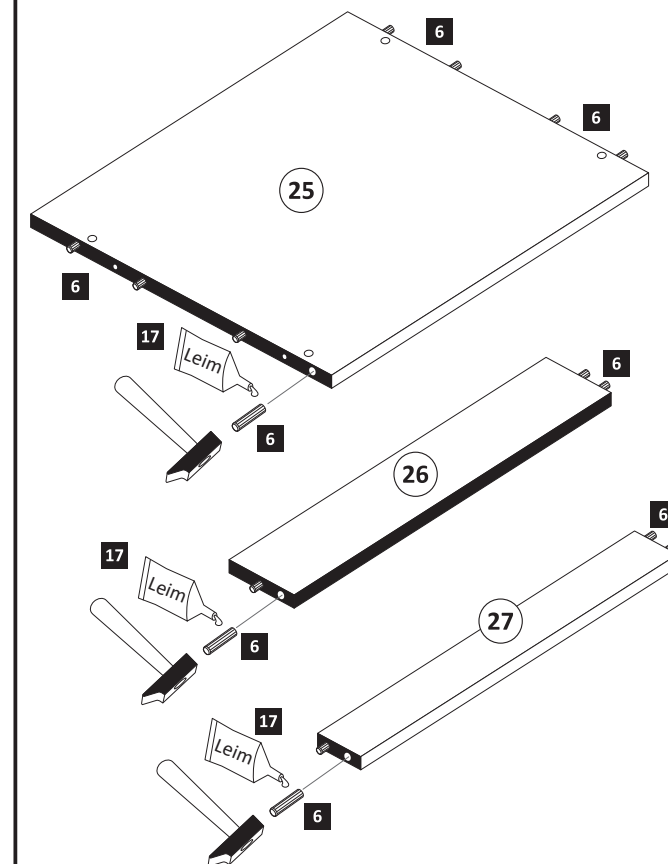
Bitte beachten!
In dieser Aufbauanleitung ist die Tür rechts angeschlagen.
Soll die Tür links angeschlagen werden, müssen die Kreuzmontageplatten **4** auf das linke Seitenteil **22** montiert werden.




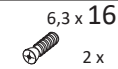
89930.330



2

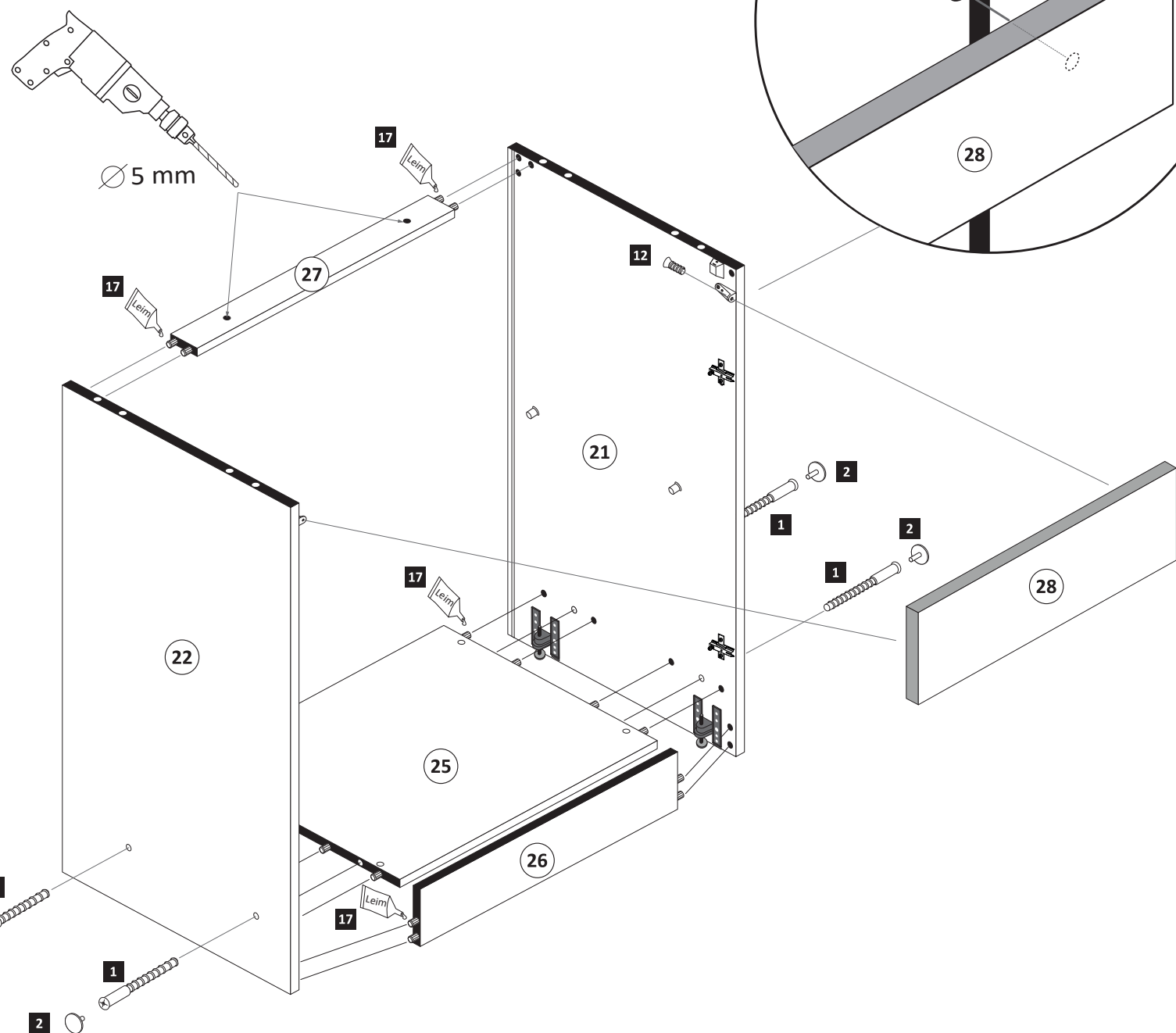
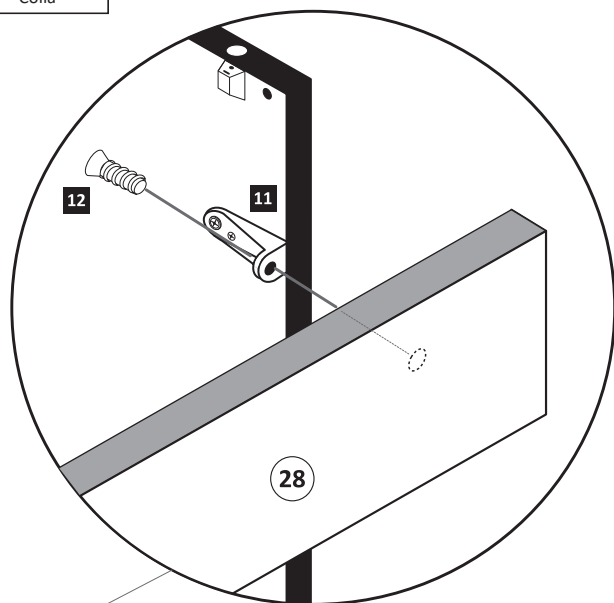
6 8 x 30 16 x 2861	17 1 x 2863
------------------------------------	--------------------------




4

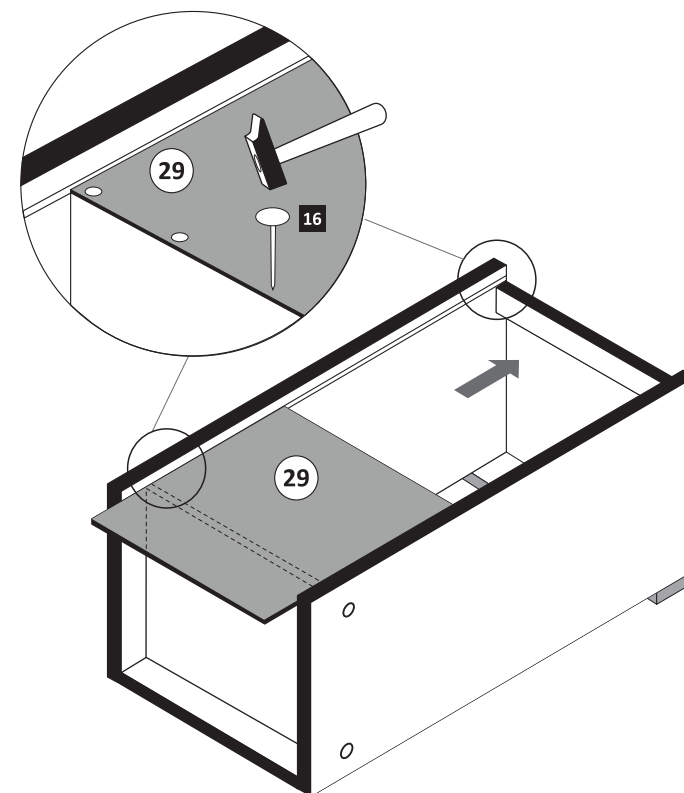
- 1 4 x 2827 
- 2 4 x 
- 12 2 x 2816 

 20 min.	17  1 x 2863
D Leim GB Glue NL Lijm PL Klej TR Tutkal F Colle I Colla	





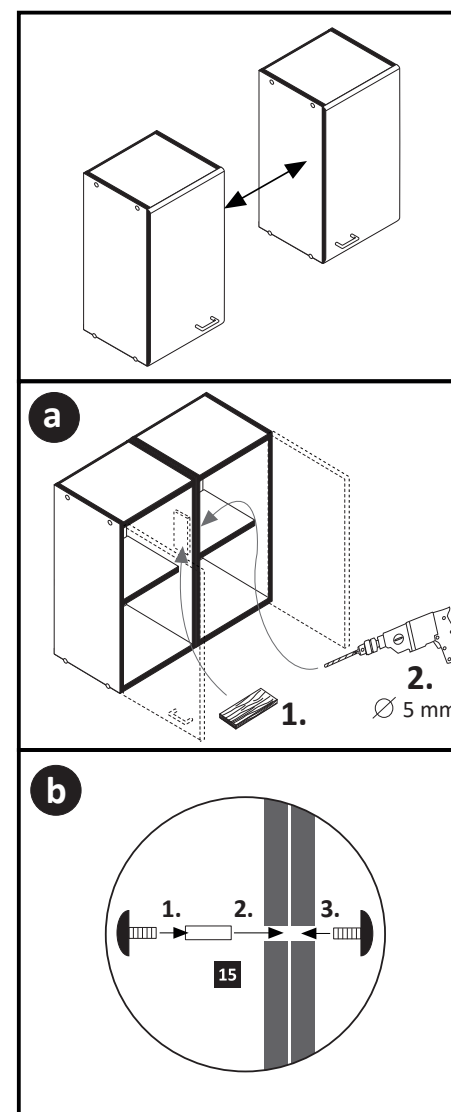
5

- 16 10 x 2862 



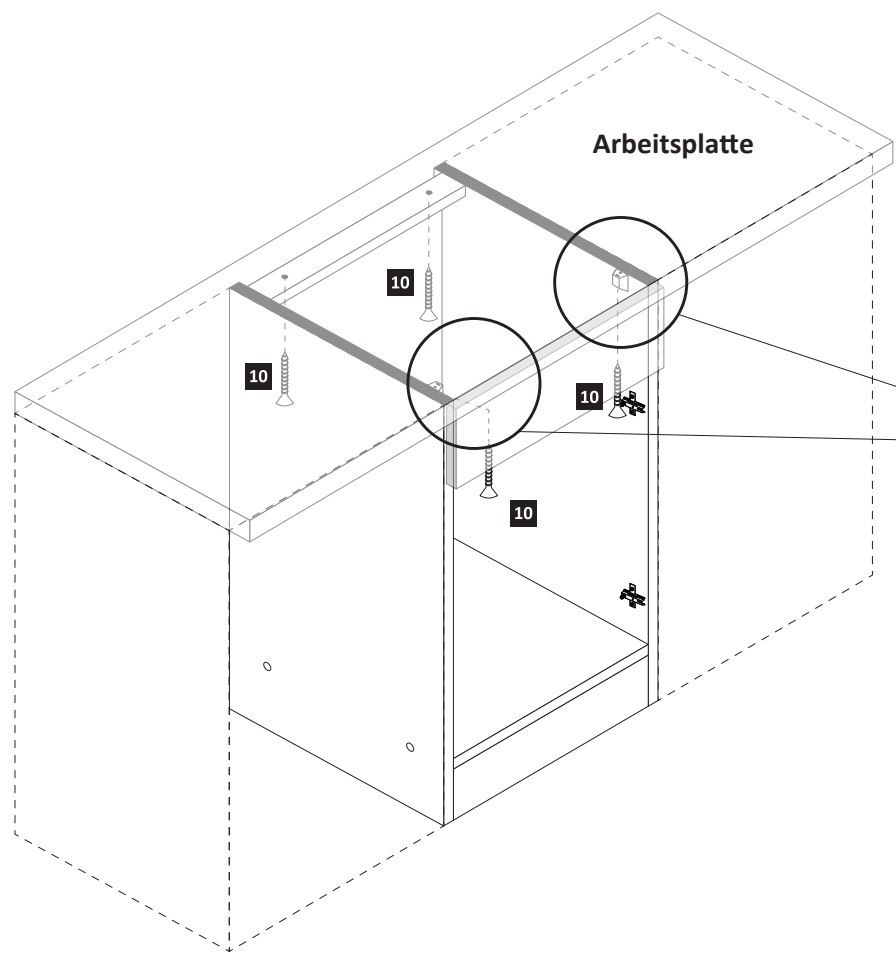
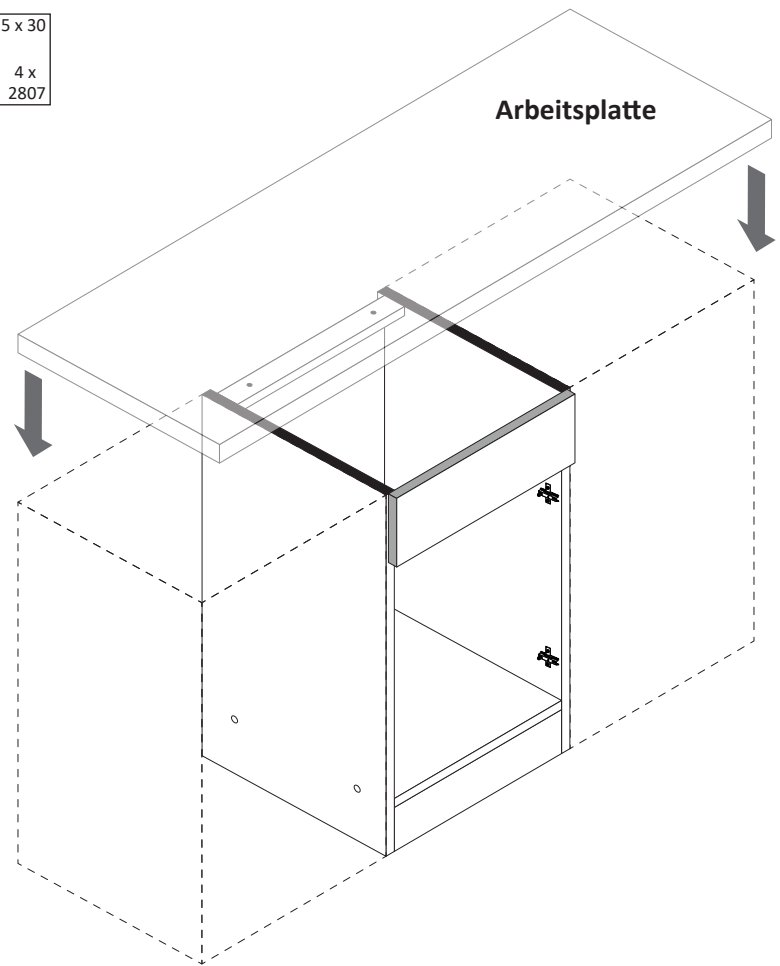
6

- 15 2 x  4 x 9
- 1 x  5 x 30



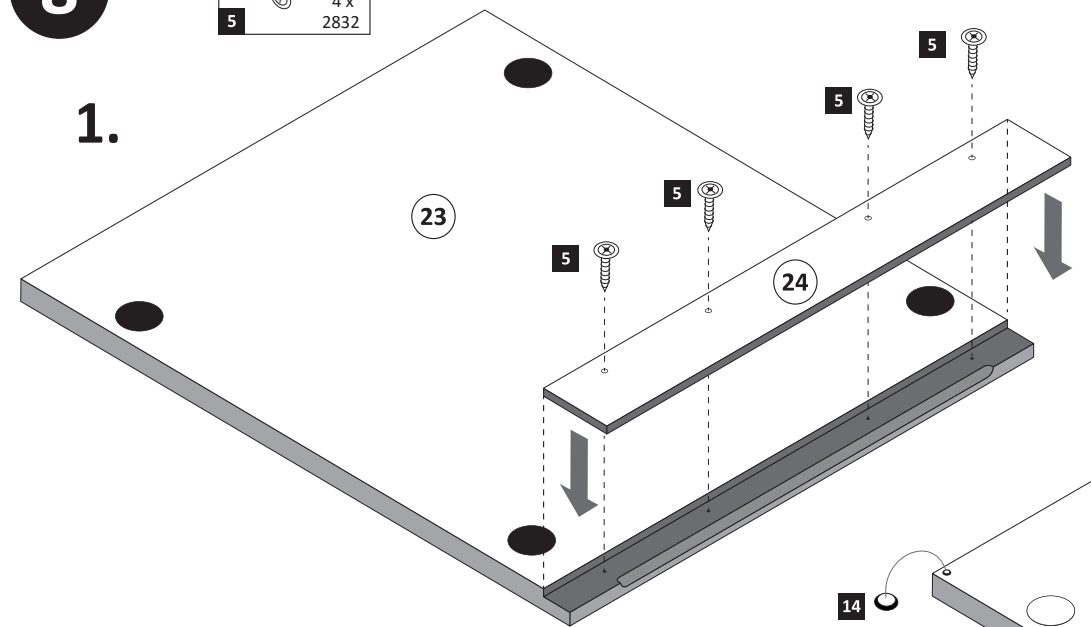
7

3,5 x 30
4 x
2807
10



8

3,5 x 17
4 x
2832
5



3 2 x 1503
7 3,5 x 15 4 x 2804
13 2 x 2886
14 2 x 2865

1.

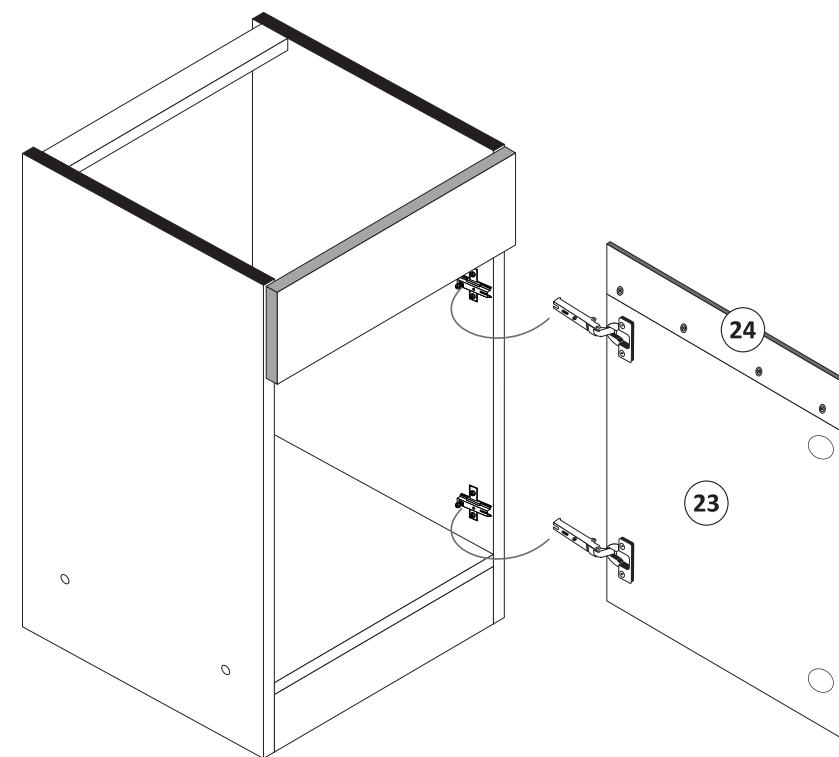
2.

ACHTUNG !
Montagebeispiel Rechtsanschlag !
Soll die Tür links angeschlagen werden,
müssen die Scharniere in die gegenseitigen
Bohrungen montiert werden.

1.

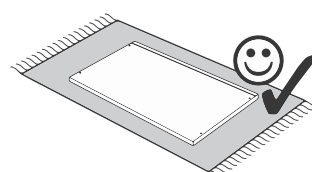
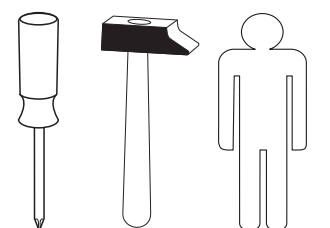
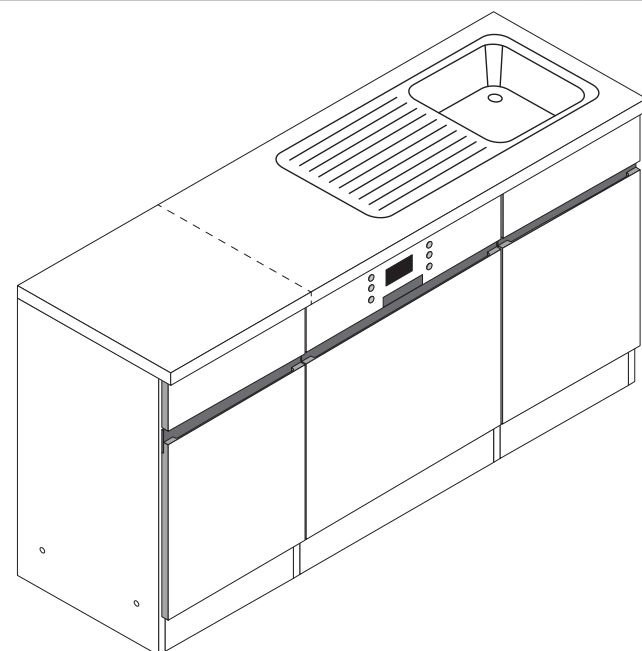
2.

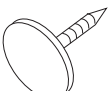
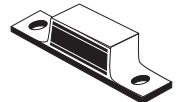

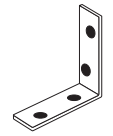
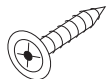
9

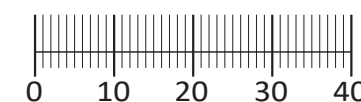








89918.331





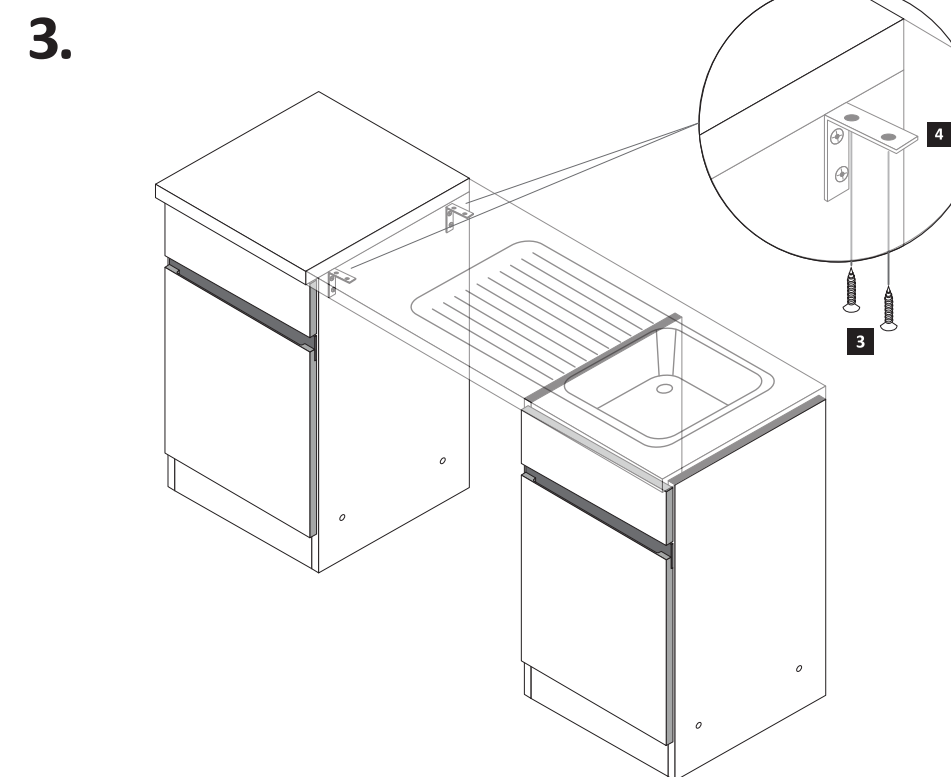
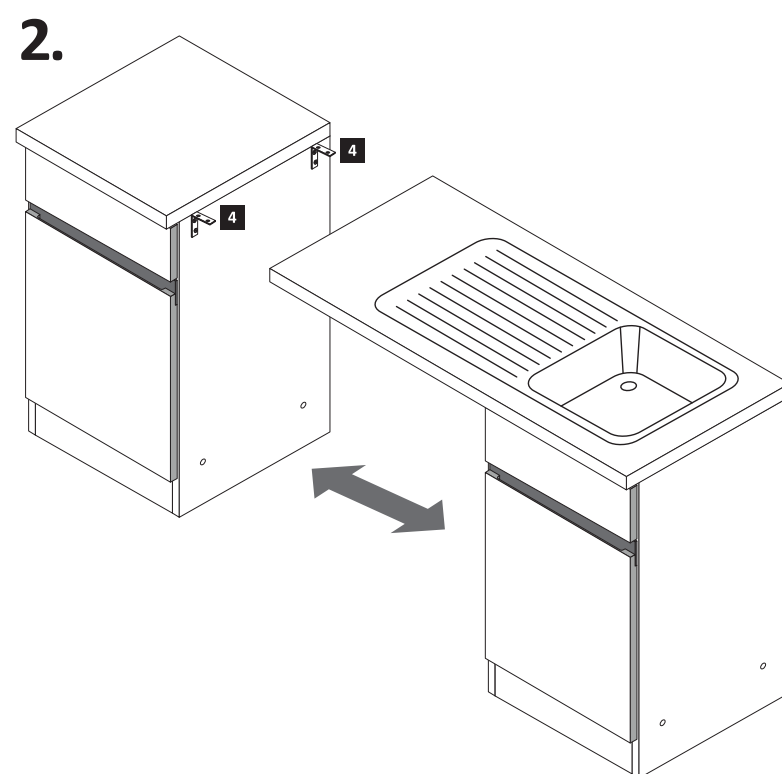
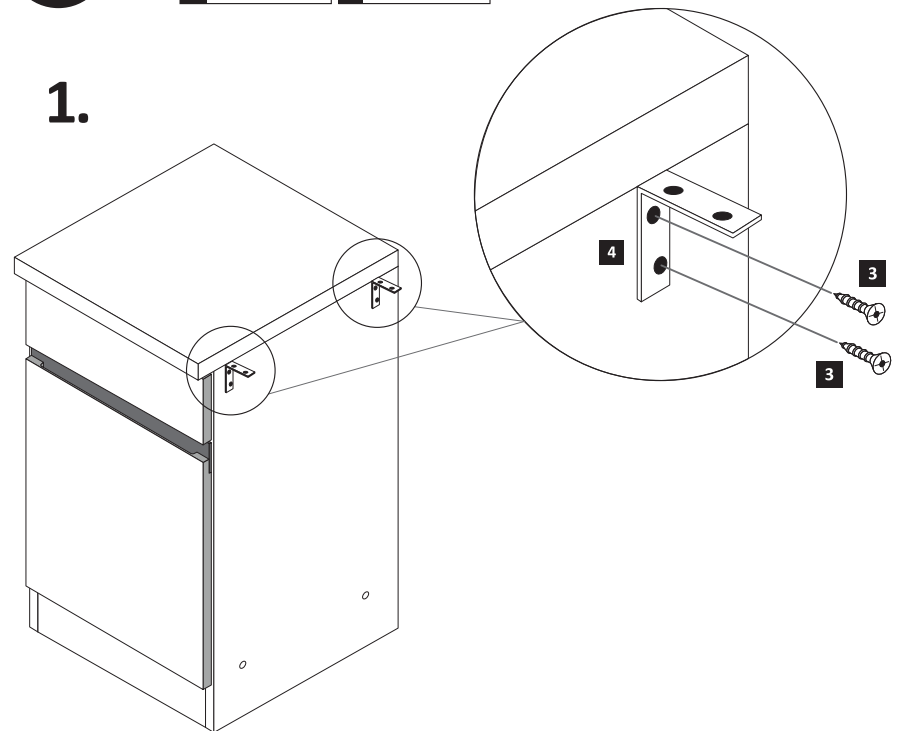
- 1**  2 x 1947
- 2**  2 x 1948
- 3**  3,5 x 15 12 x 2804
- 4**  2 x 2527
- 5**  3,5 x 17 4 x 2832

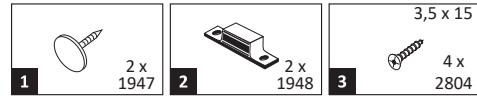


- 6** 1 x 
- 7** 1 x 
- 8** 1 x 
- 9** 1 x 

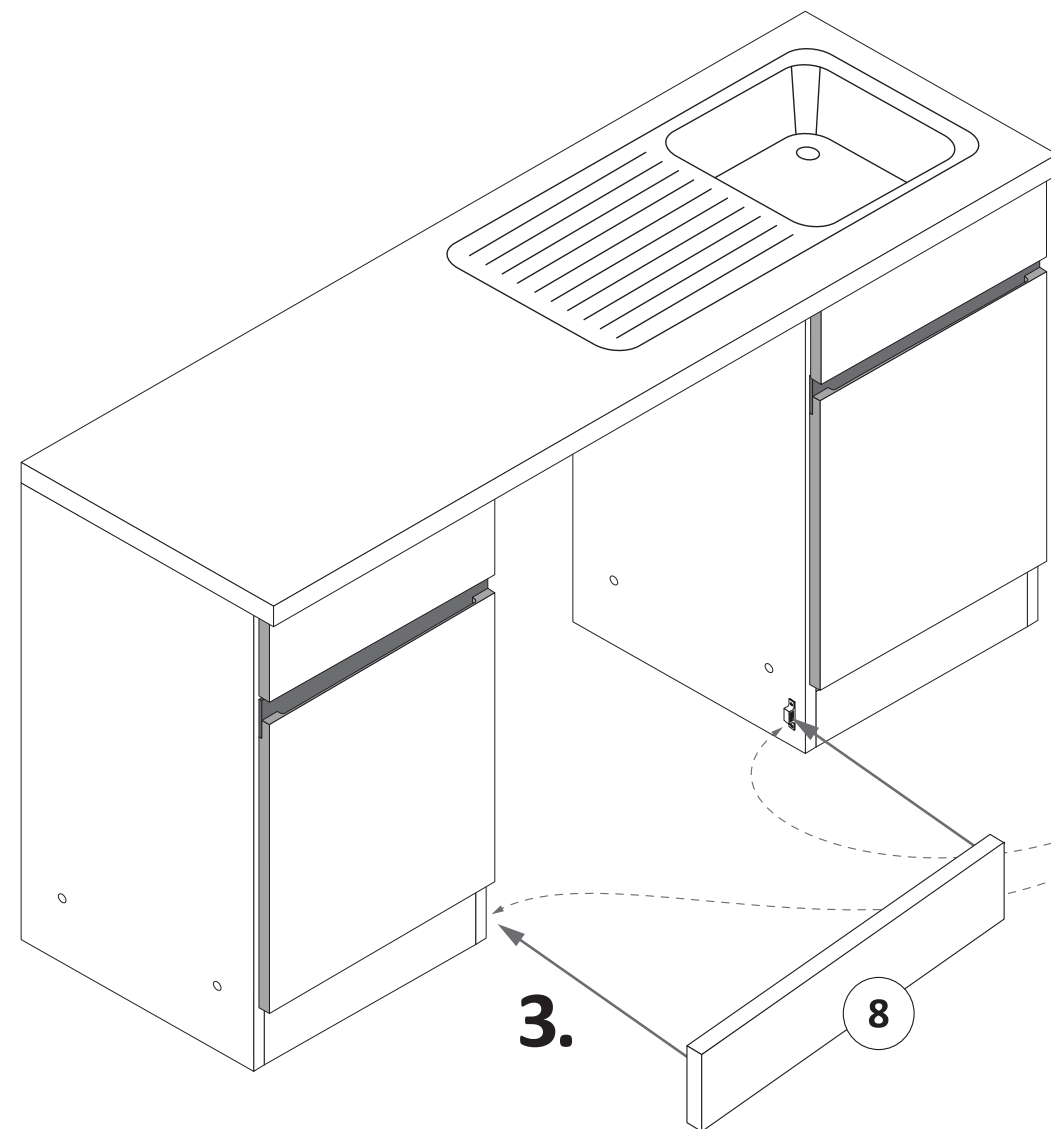
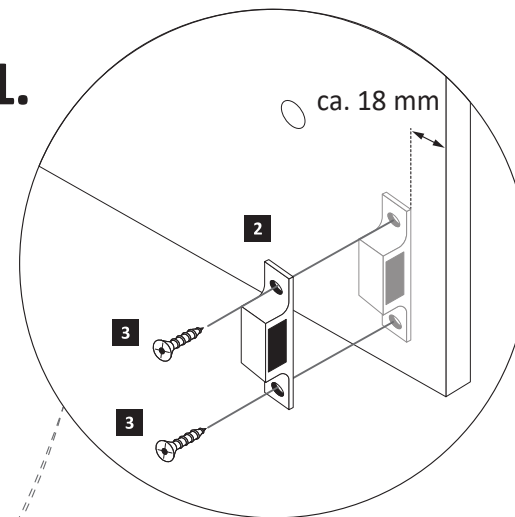
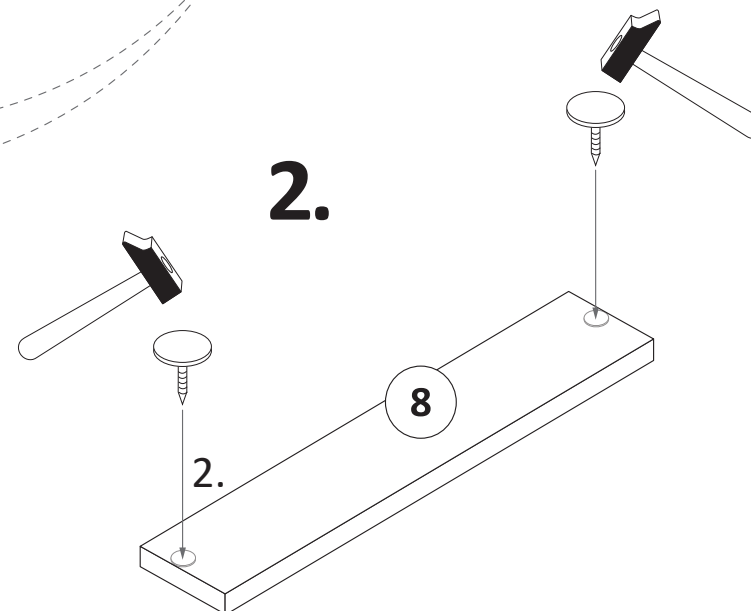
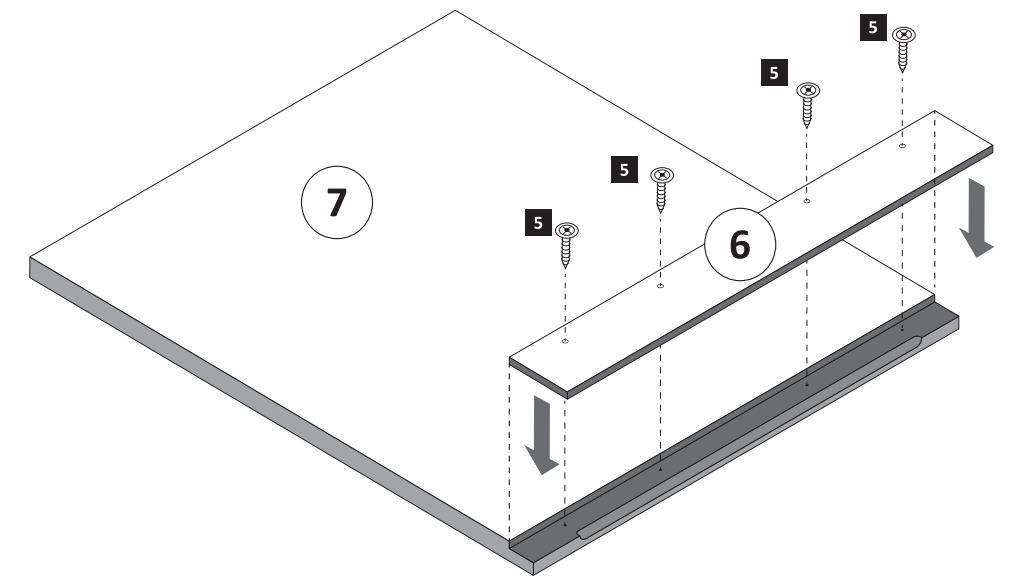
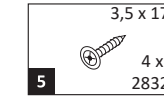
Variante mit Einzelarbeitsplatten

- 1**  3,5 x 15 8 x 2804
- 4**  2 x 2527



2**ACHTUNG!**

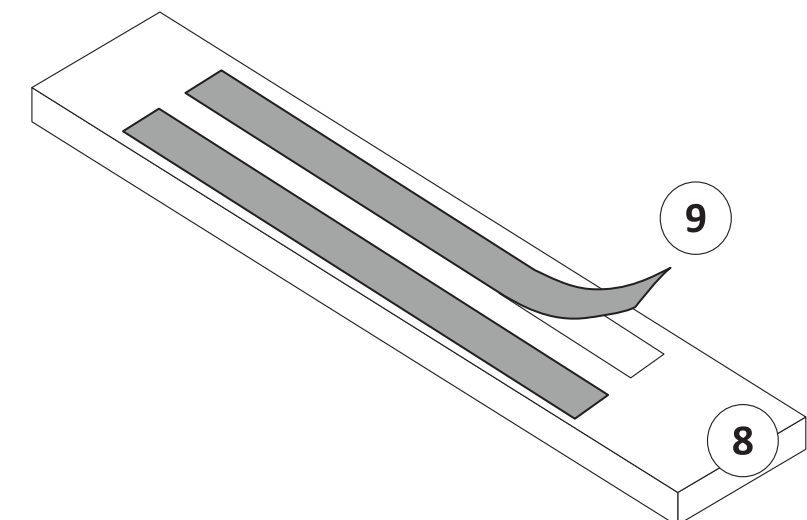
Erst Geschirrspüler-Montage durchführen.

Variante (A)**1.****2.****3**

Bei der Geschirrspülerfrontmontage gehen Sie bitte nach Hersteller Angaben vor.

4

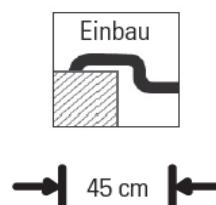
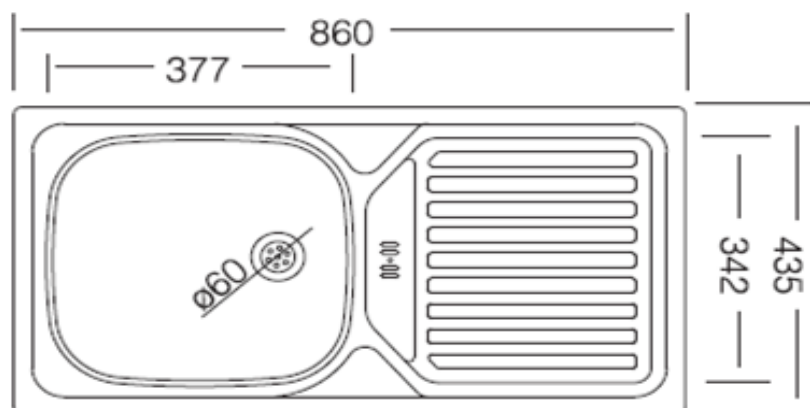
Wenn Sie die Möglichkeit haben, den linken Magnethalter an einen anderen Schrank zumontieren, dann gehen Sie so vor, wie in Variante (A). Sollten Sie die Möglichkeit nicht haben, dann kleben Sie den Geschirrspülersockel mit Hilfe der mitgelieferten Klebestreifen an den Geschirrspüler.



TECHNISCHES MERKBLATT

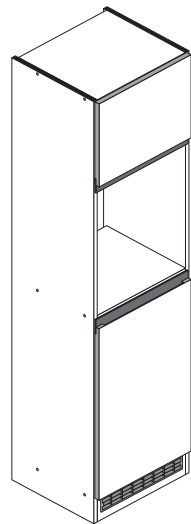


Art. Nr.:	Speed SP 860.435
Abmessungen:	860 x 435 mm
Beckentiefe:	145 mm
Ventil:	60 mm Stopfenventil



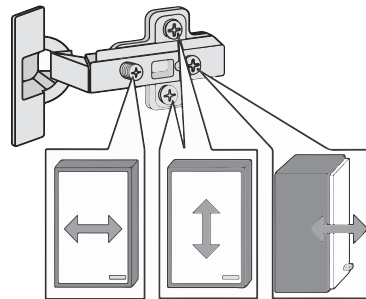
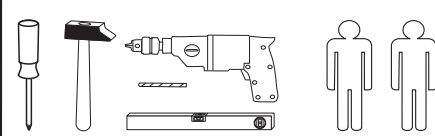


87239.532



Variante A: ohne Kühlschrank

Variante B: mit Kühlschrank

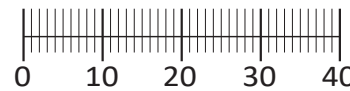


Beschlagteile im Boden-Colli

1 12 x 2827	2 12 x	3 8 x 30 36 x 2861	4 3,5 x 15 9 x 2804
optional 5/5 x 16	5 8 x 2821	6 2 x 2532	7 1 x 4940
9 6 x 34 1 x 2844	10 4 x 45 1 x 2814	11 4 x 15 1 x 2810	12 4 x 9 5 x 30 2 x 1 x
13 25 x 2862	14 Leim 2 x 2863	15 4 x 2865	
A 4 x 1980	B 3,5 x 15 16 x 2804	C 8mm 4 x 2917	

Beschlagteile im Fronten-Colli

16 4 x 1611	17 4 x 1503
18 3,5 x 17 8 x 2832	19 35 mm 4 x 2886



Das beigegefügte Wandbefestigungsmaterial (Dübel und Schrauben) eignet sich nur für festes Mauerwerk (z.B.: Beton- oder Ziegelwände). Für andere Wandaufbauten sind eventuell Spezialdübel und andere Schrauben notwendig. Ziehen Sie gegebenenfalls eine Fachkraft zu Rate.

Приложенный материал для крепления к стене (дюбели и винты) пригоден только для жестких кладок (например, бетонные или кирпичные стены). Для других настенных конструкций необходимы смотря по обстоятельствам специальные дюбели и другие винты. При необходимости проконсультируйтесь у специалиста.

Załączony materiał do mocowania do ściany (kolki rozprężne i wkręty) nadaje się tylko do ścian murowanych (np. z betonu lub cegiel). Do ścian wykonanych w innych technologiach konieczne być mogą specjalne kolki rozprężne i inne wkręty. W razie potrzeby skorzystaj z fachowej pomocy

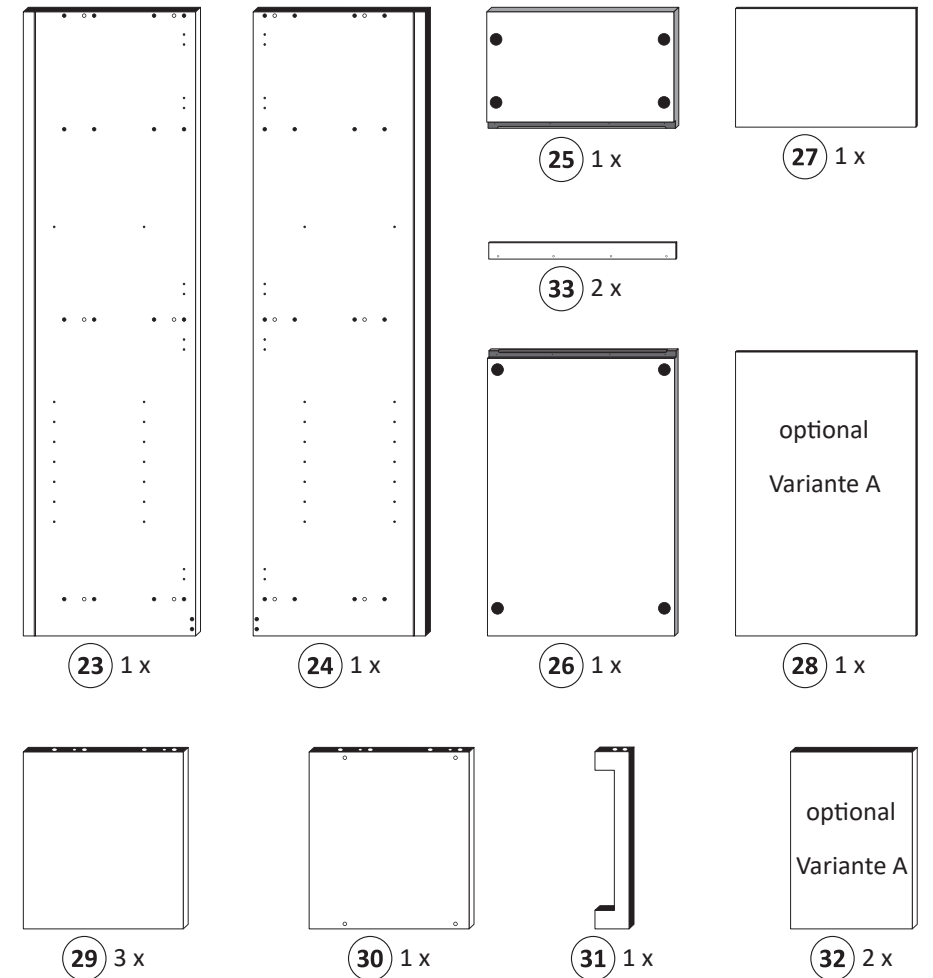
The accompanying wall mounting hardware (anchors and screws) is suitable only for solid masonry (eg concrete or brick walls). For other wall structures are possibly special anchor bolts and other necessary. Tighten if necessary, an expert.

De begeleidende wandmontage hardware (pluggen en schroeven) is alleen geschikt voor massief metselwerk (bijvoorbeeld beton of bakstenen muren). Voor andere muur structuren zijn eventueel bijzondere ankerbouten en andere noodzakelijke. Draai indien nodig, een deskundige.

Le mur d'accompagnement matériel de montage (chevilles et les vis) ne convient que pour la maçonnerie solide (par exemple en béton ou des murs de briques). Pour les structures de mur d'autres sont peut-être spéciale boulons d'ancrage et d'autres nécessaires. Serrer le cas échéant, un expert.

Il muro di accompagnamento hardware di montaggio (tasselli e viti) è'e adatto solo per muratura piena (ad esempio calcestruzzo o muratura). Per le altre strutture murarie sono forse speciali bulloni di ancoraggio e necessari di altri. Serrare se necessario, un esperto.

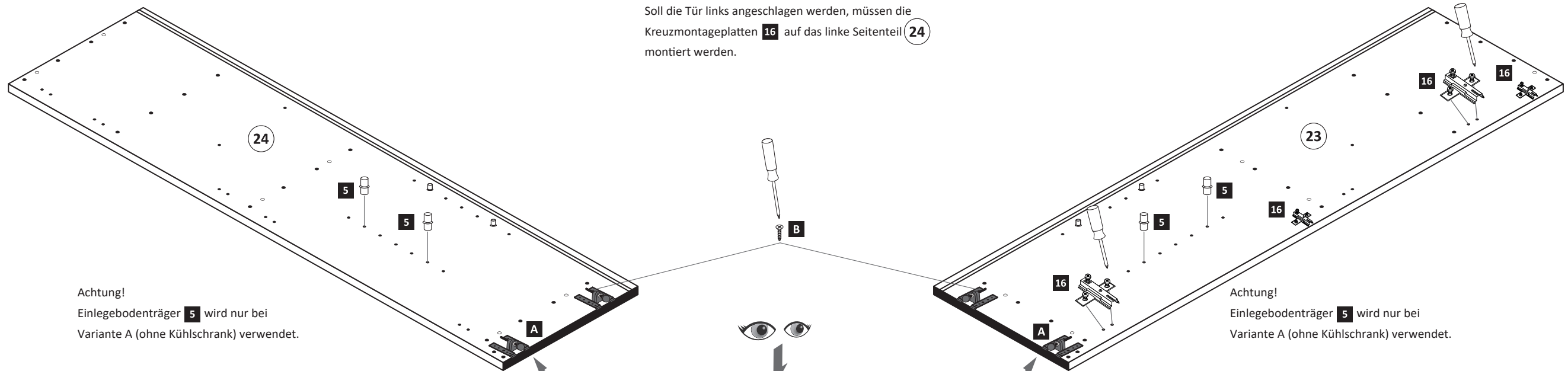
Ekteki duvara sabit montaj malzemeleri (dübel ve vidalar), sadece sağlam duvarlar için (örnek: beton veya tuğla) elverişlidir. Başka duvarlar için özel dübeller ve farklı vidalar gerekebilir. Gerektiğinde bir uzmana danışınız.



1

optional 5/5 x 16	5 8 x 2821	16 4 x 1611	A 4 x 1980	B 3,5 x 15 16 x 2804
-------------------	------------------	-------------------	------------------	-------------------------------

Bitte beachten !
In dieser Aufbauanleitung ist die Tür rechts angeschlagen.
Soll die Tür links angeschlagen werden, müssen die Kreuzmontageplatten 16 auf das linke Seitenteil 24 montiert werden.



Achtung!
Einlegebodenträger 5 wird nur bei Variante A (ohne Kühlschrank) verwendet.

Achtung!
Einlegebodenträger 5 wird nur bei Variante A (ohne Kühlschrank) verwendet.

89930.330

2

3	8 x 30 36 x 2861	6	2 x 2532	7	1 x 4940	14	Leim 2 x 2863
----------	------------------------	----------	-------------	----------	-------------	-----------	---------------------

Diagram showing the assembly of three shelves (29) and one base (30). Each shelf and base is secured with three screws (3) and a glue application (14). A separate diagram shows the assembly of a base rail (31) with a support rail (7) and fasteners (6).

3

1	12 x 2827	2	12 x
----------	--------------	----------	------

14 Leim
20 min.

14	Leim 2 x 2863
-----------	---------------------

D Leim
GB Glue
NL Lijm
PL Klej
TR Tutkal
F Colle
I Colla

Diagram showing the assembly of the main cabinet structure. It includes the attachment of shelves (29) and base (30) to a central panel (23) and side panels (24). The assembly uses screws (1) and washers (2) for structural integrity. Glue (14) is applied to the joints. A separate diagram shows the attachment of a base rail (31) to the bottom of the cabinet.

4

13	25 x 2862
-----------	--------------

Variante A

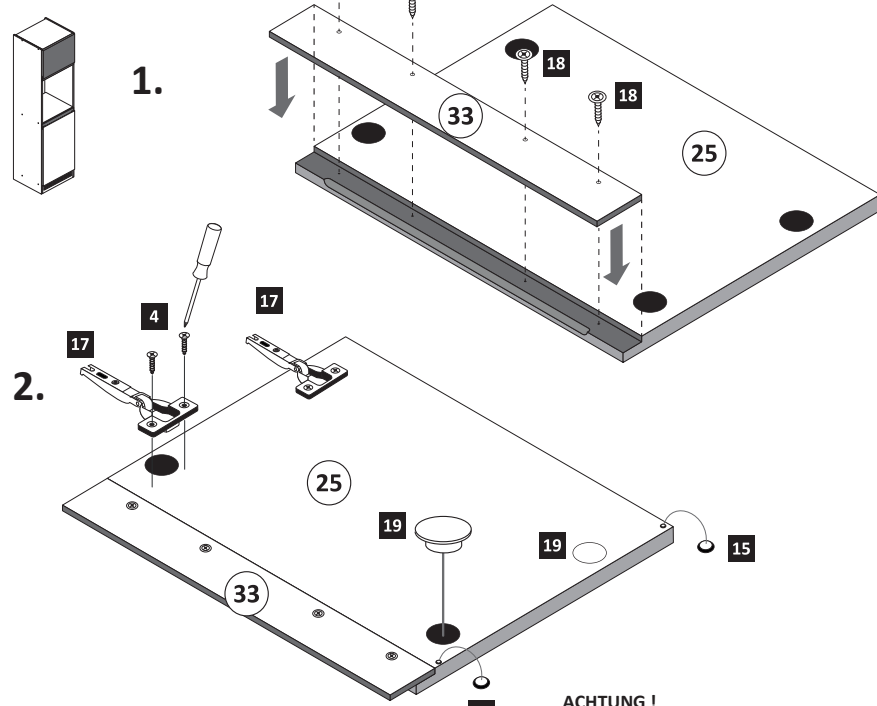
Diagram showing the final assembly of the cabinet. It includes the attachment of a top panel (27) and a bottom panel (28). A circular inset provides a detailed view of the corner joint assembly, showing the use of a screw (13) to secure the panels.

Variante B

Diagram showing an alternative configuration (Variante B) of the cabinet, featuring a different internal layout and a top panel (27).

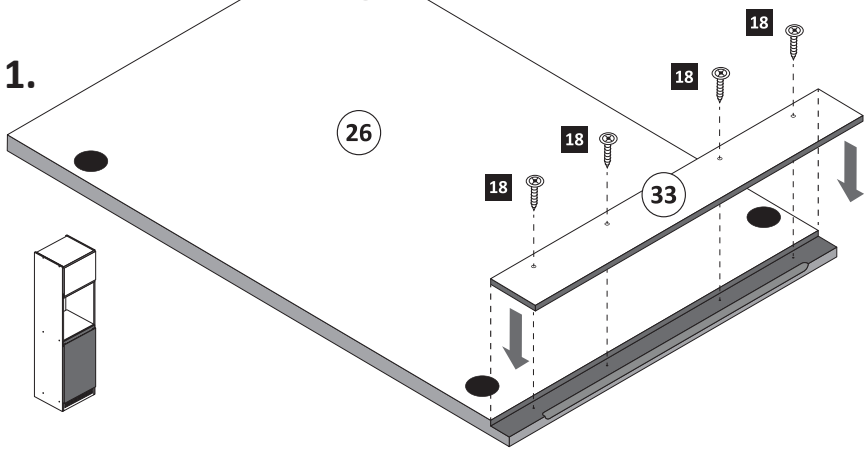
5

- 4 3,5 x 15 8 x 2804
- 15 4 x 2865
- 17 4 x 1503
- 18 3,5 x 17 8 x 2832
- 19 35 mm 4 x 2886

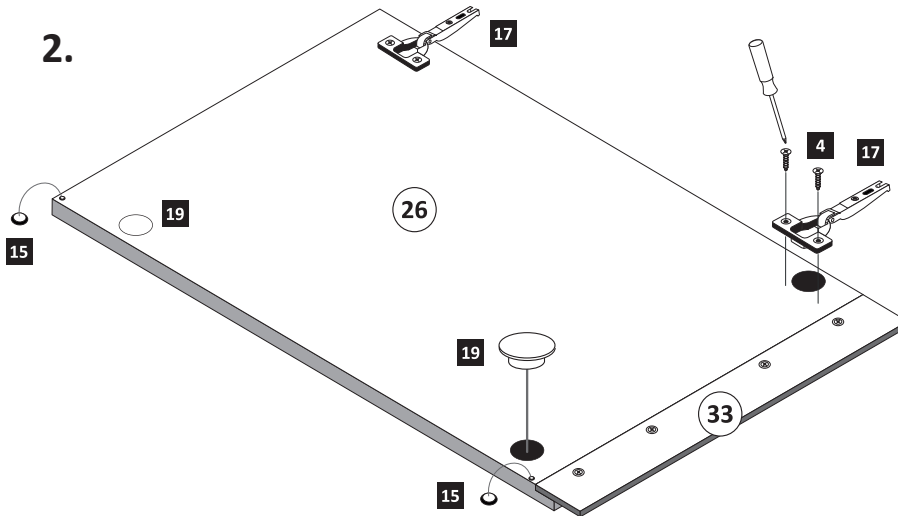


ACHTUNG!
Montagebeispiel
Rechtsanschlag!
Bei Linksanschlag
andere Scharnierbohrung verwenden!

1.

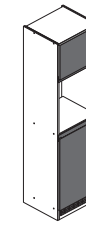
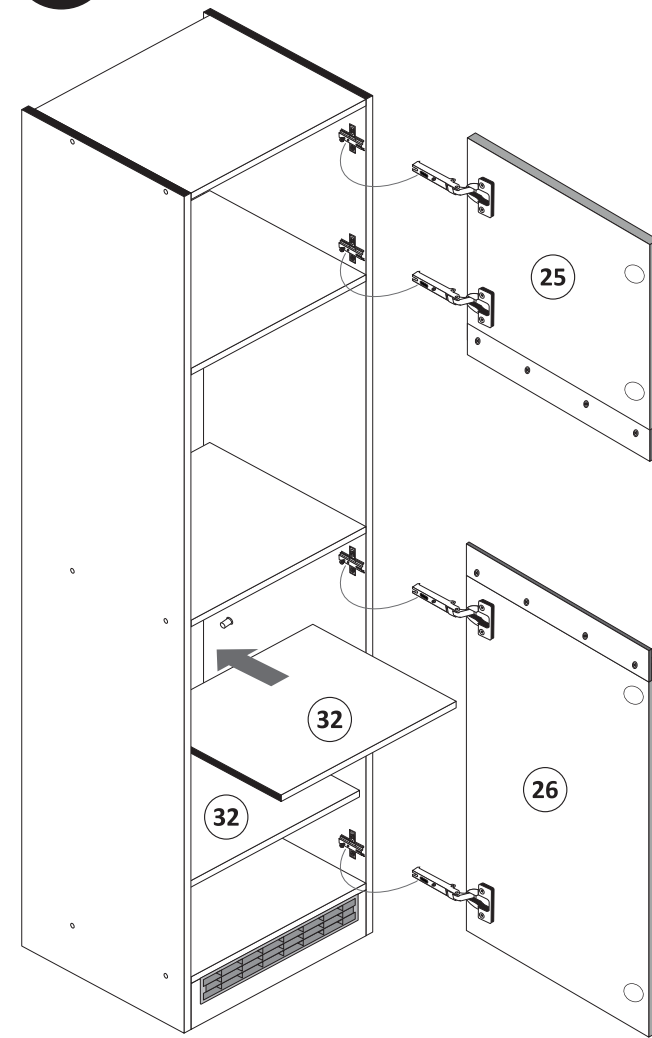


2.

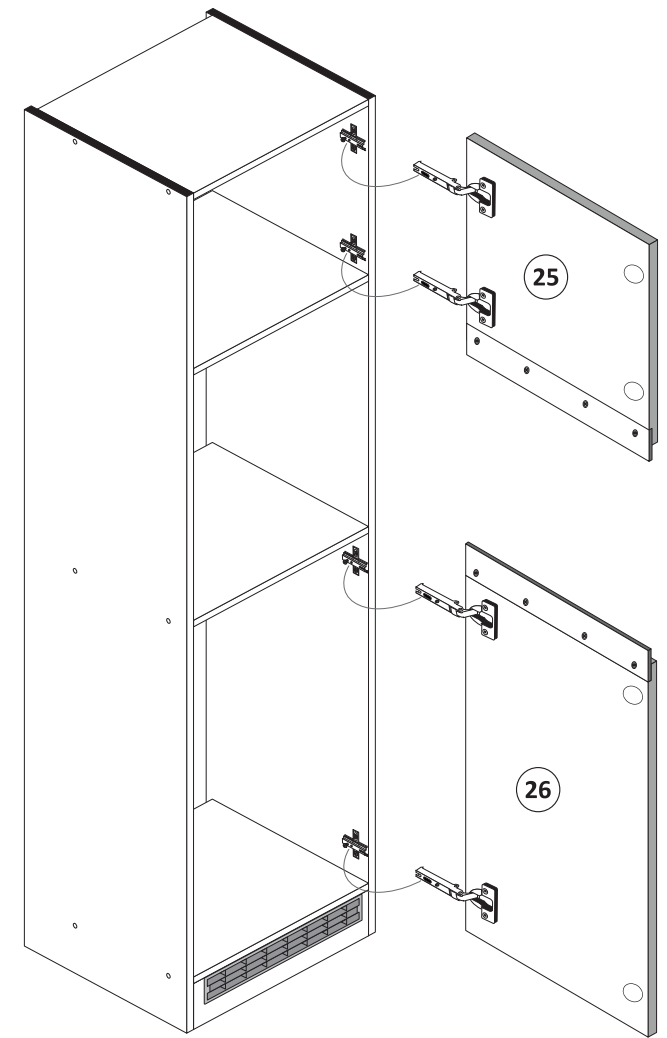


6

Variante A

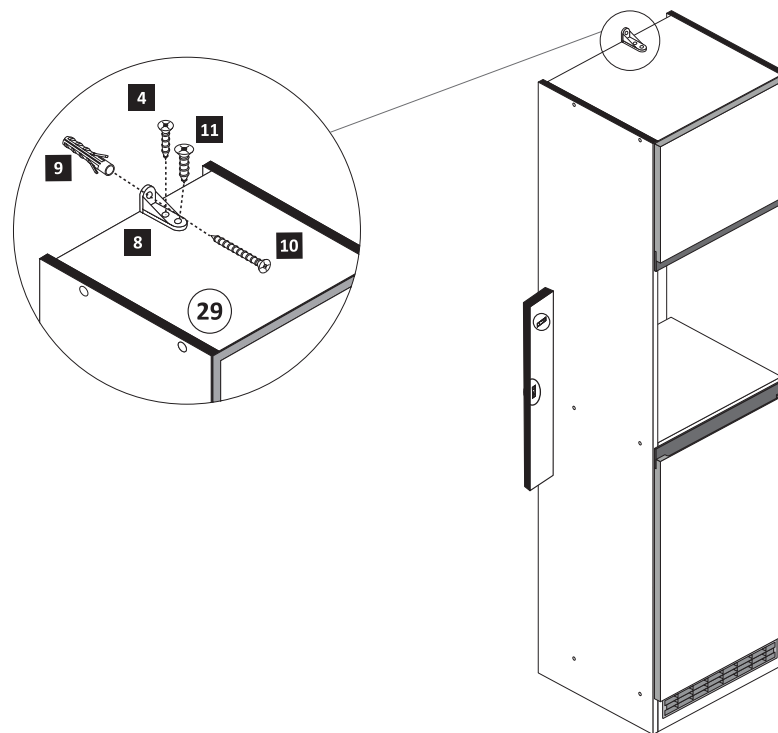


Variante B



7

- 4 3,5 x 15 1 x 2804
- 8 1 x 2845
- 9 6 x 34 1 x 2844
- 10 4 x 45 1 x 2814
- 11 4 x 15 1 x 2810



8

- 12 4 x 9 2 x
- 5 x 30 1 x

