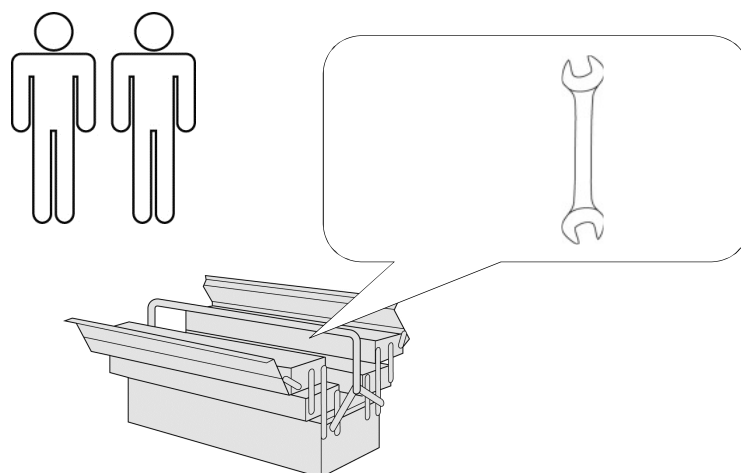


Kalmar

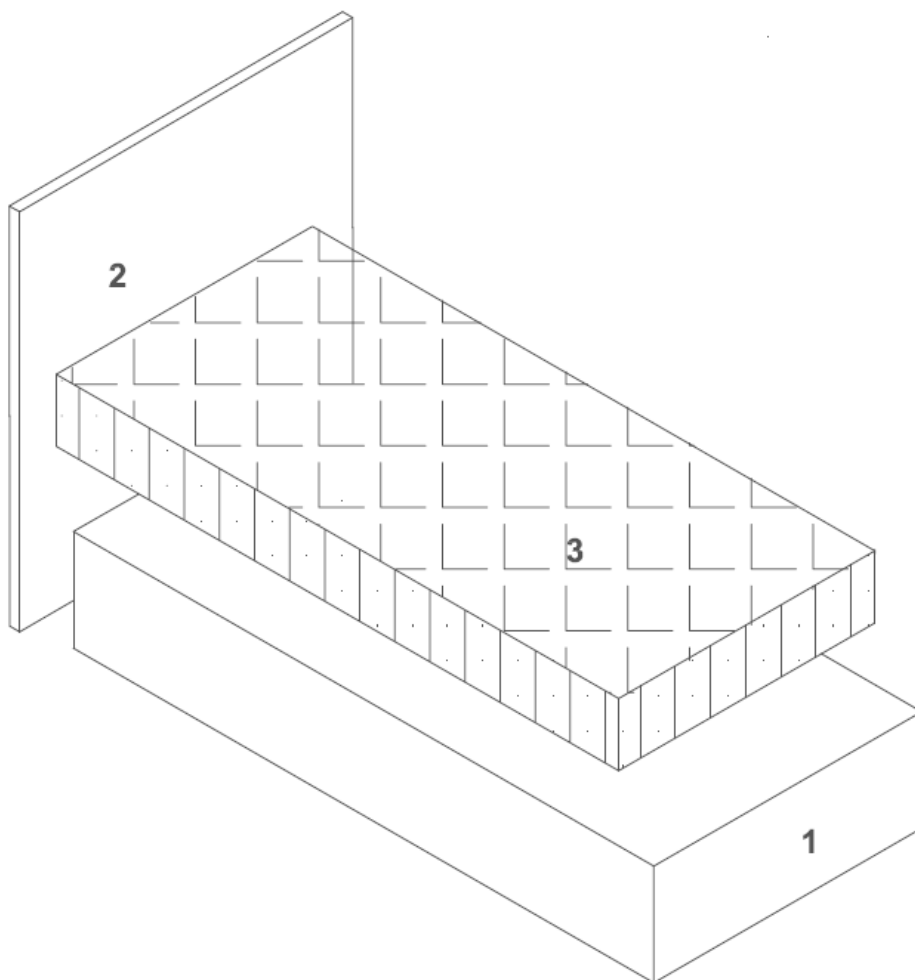


- | | | | |
|----|------------------------|----|-----------------------------|
| D | Montageanleitung | GB | Assembly instructions |
| FR | Notice de montage | NL | Handleiding voor de montage |
| CZ | Montážní návod | IT | Istruzioni di montaggio |
| RO | Instructiuni de montaj | RU | инструкция по сборке |
| PL | Instrukcja montażu | SK | Návod na montáž |
| HU | Szerelési útmutató | TR | Montaj talimatı |

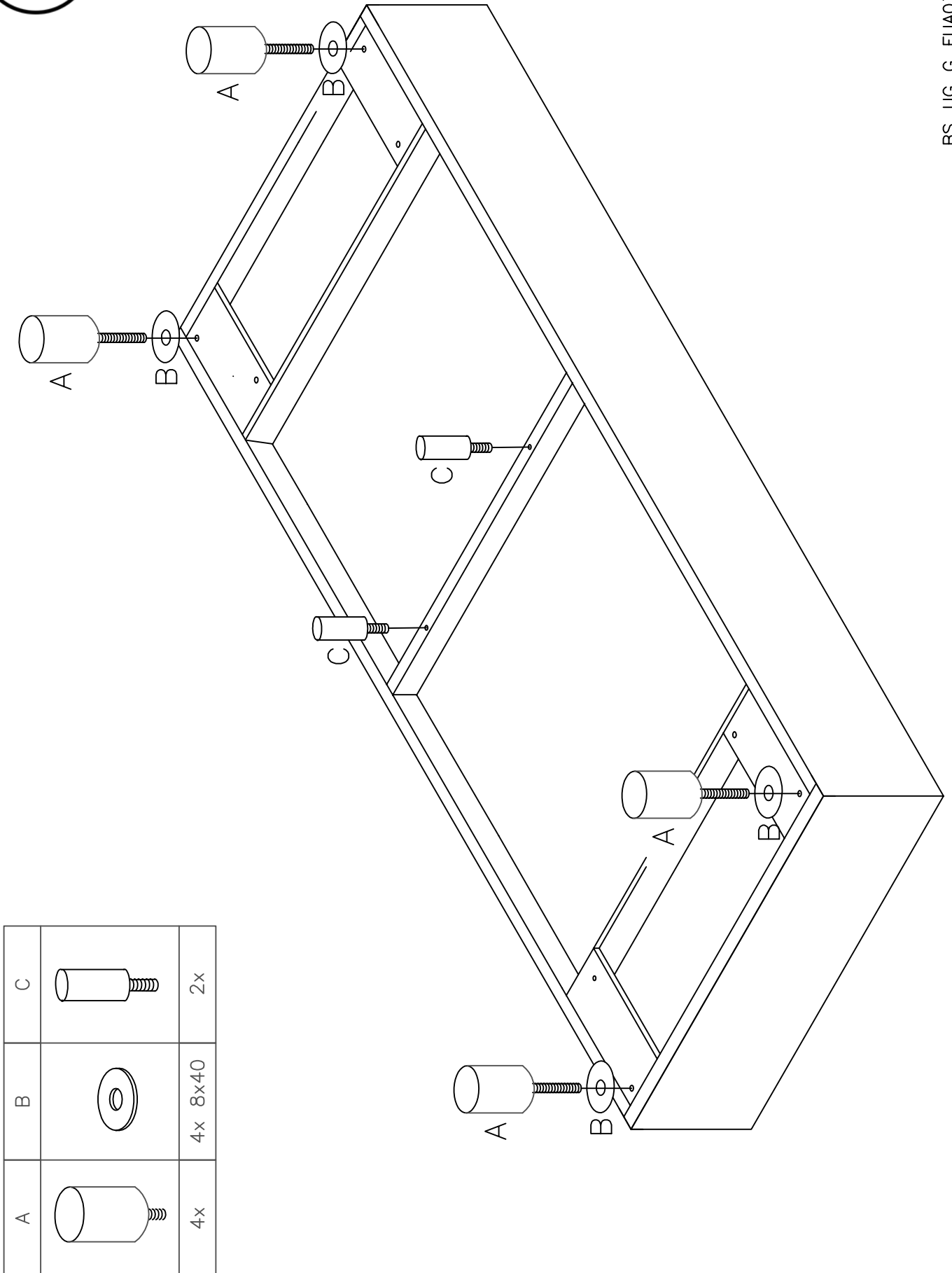


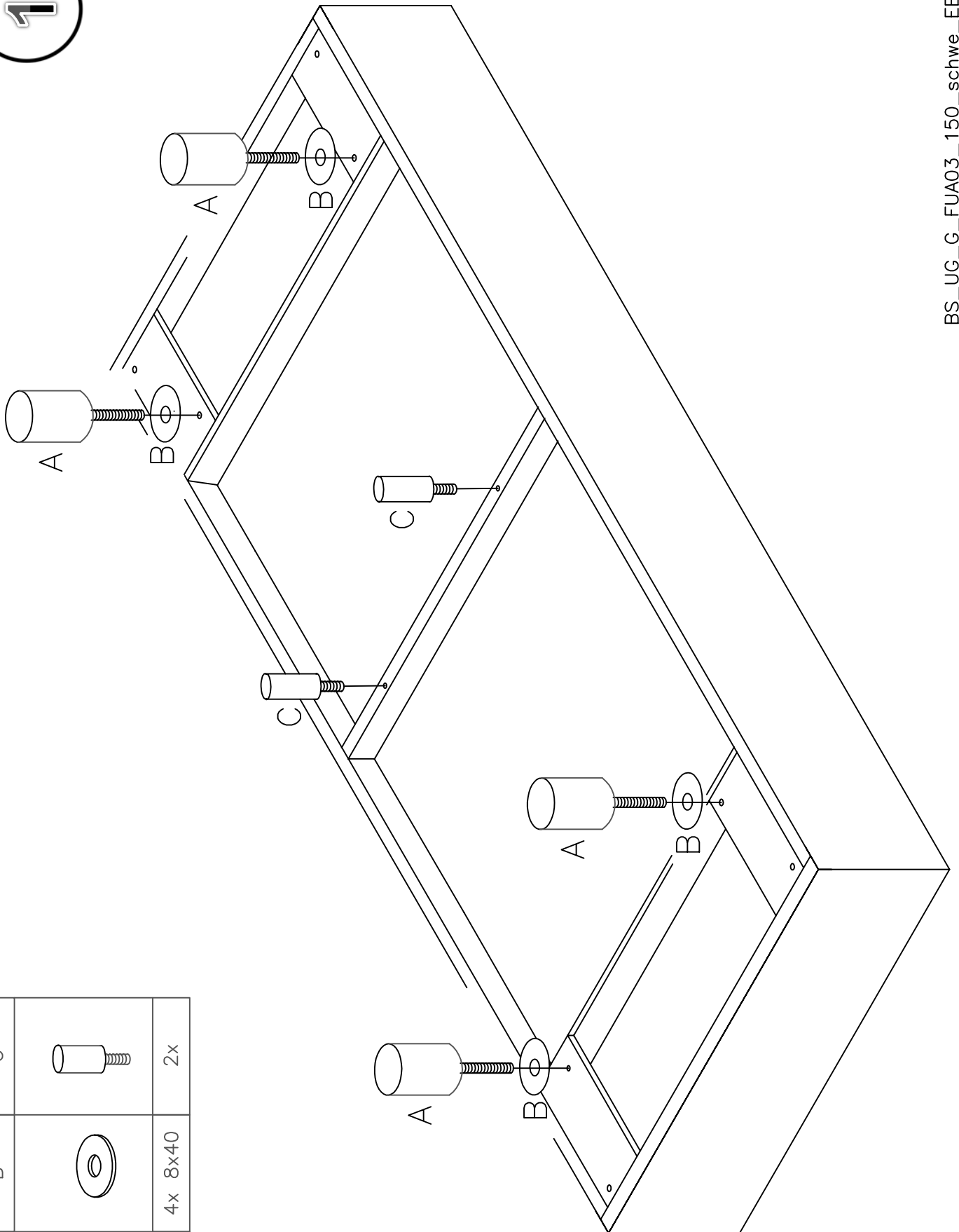
0
10
20
30
40
50
60
70
80
90
100
110
120
130
140
150
160
170
180
190
200

Service • Assistenza • Dienstverlening • Serwis Servis • Szerviz • Сервисная служба		
Name • Nom • Nome • Naam Nazwa • Jméno • Názov • Név Denumire • İsim • Название	Kalmar EB	
Nr. • No. • N° • Номер • Č • Sz	SH50	
Typ • Type • Tip • Típus • Tipo Тип	BS K	




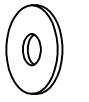

A	B	C	D	E
4x	8x 8x40	2x	4x 8x60	4x M8





A		4x
B		4x 8x40
C		2x



<p>D</p>  <p>4x 8x60</p>	<p>B</p>  <p>4x 8x40</p>	<p>E</p>  <p>4x M8</p>	<p>Achtung! Schrauben nicht überdrehen FR Attention! Ne serrez pas trop CZ Dávej Pozor! Nepřetahujte RO Ai Grija! Nu strângeți PL Uważaj! Nie dokręcać zbyt mocno HU Vigyázz! Ne húzza túl</p> <p>GB Watch Out! Do not over tighten NL Let Op! Niet te vast IT Attento! Non stringere RU Осторожно! Не затягивайте SK Dávaj Pozor! Nepřetahujte TR Dikkat! Üzerinde sıkmayın</p>
---	---	---	--

