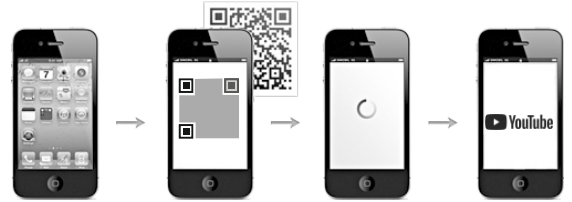
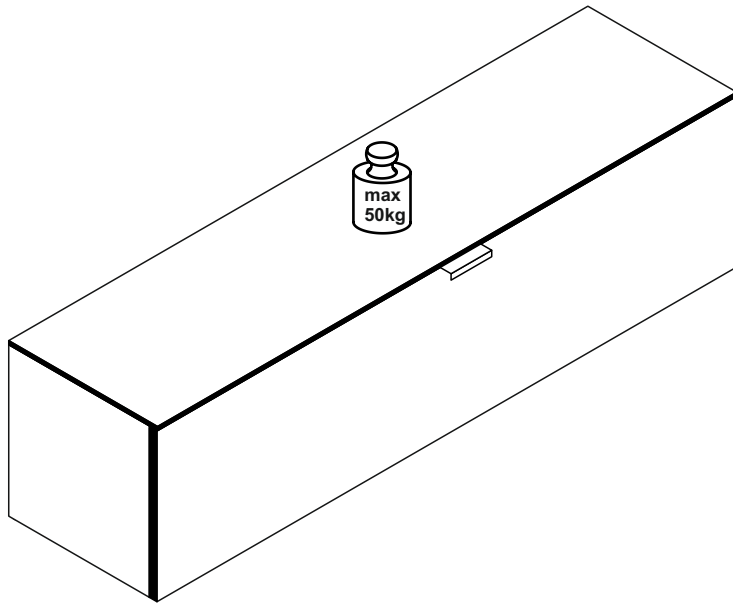




- |   |  |  |
|---|--|--|
| (D) Videounterstützte Montageanleitung            | (GB) Video-assisted assembly instructions            | (FR) Instructions de montage assistées par vidéo |
| (TR) Video destekli kurulum talimatları           | (IT) Istruzioni di montaggio video-assistite         | (NL) Video-ondersteunde montage-instructies      |
| (RU) инструкция по монтажу с помощью видеосигнала | (CZ) Instalační pokyny podporované videem            | (HU) Video-támogatott telepítési utasítások      |
| (RO) Instrucțiuni de instalare acceptate video    | (PL) Instrukcje montażu wspomagane sygnałem wizyjnym | (SK) Inštaláčn  pokyny podporované videom        |



# 0617-LB\_001-162x51




## Lowboard


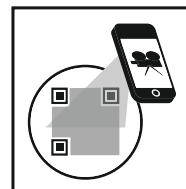
REPC-Nr.:

Service • Assistenza • Dienstverlening • Serwis  
Servis • Szerviz • Сервисная служба

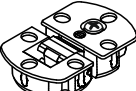
			Das Ersatzteil-Anforderungsformular finden Sie auf <a href="https://www.maeusbacher.de/ersatzteile/">https://www.maeusbacher.de/ersatzteile/</a>	

## BT1-00005 Colli 1/1


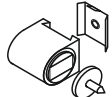



B01-123		B02-173		
16x	4x15	8x		












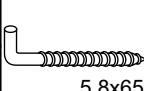


## BT1-00168 Colli 1/1

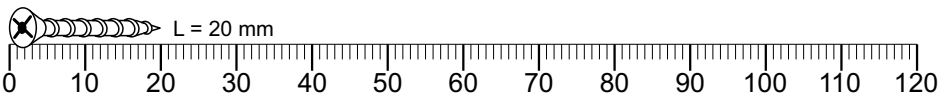
B03-235	
4x	

## BT1-00166 Colli 1/1

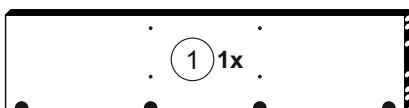
B02-103		B03-225		B05-130		B05-185		B06-425	
8x	8x30	1x		2x		4x		1x	

## BT1-00167 Colli 1/1

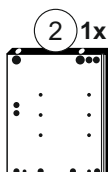
B01-30		B01-65		B01-90		B01-200		B01-330		B01-351	
26x	3x16	25x	3x13	4x	3,5x20	2x	6,3x13	8x	M4x10	16x	M4
B02-10		B02-20		B02-24		B08-40		B08-70		B02-160	
16x		8x		8x		4x	5,8x65	4x	Ø8	8x	



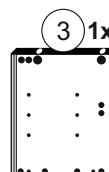
## Colli 1/1



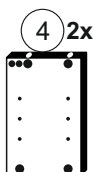
1584 x 377  
FTx-000273



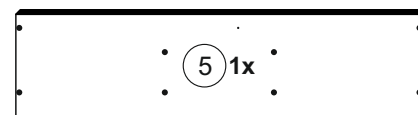
480 x 394  
FTx-000267



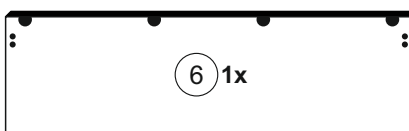
480 x 394  
FTx-000268



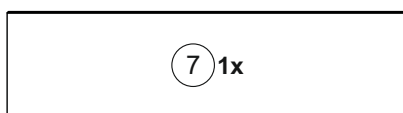
465 x 296  
FTx-000271



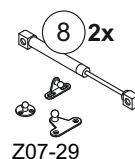
1615 x 411  
FTx-000275



1612 x 476  
FTx-000274



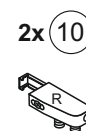
1596 x 420  
HTR-00414



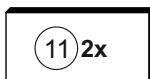
Z07-29



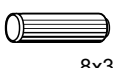

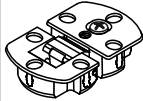
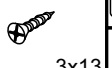
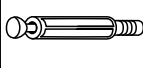

Z08-10

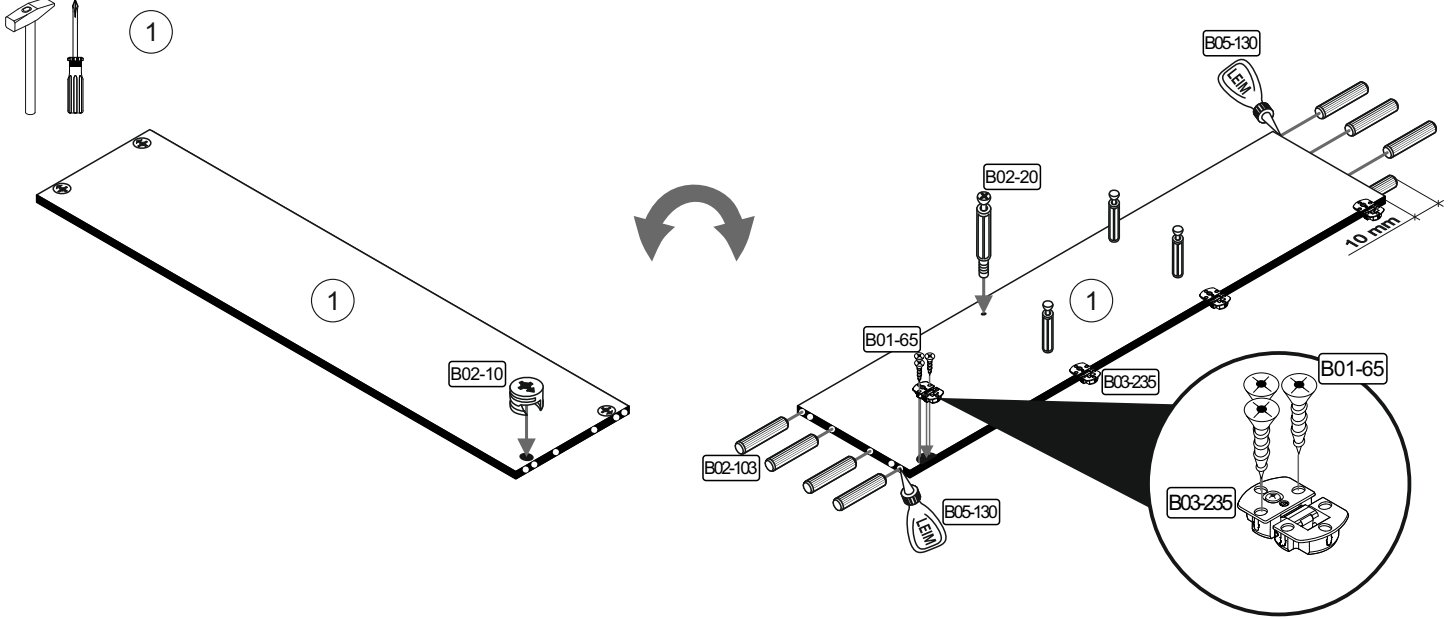



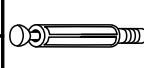


Z08-20

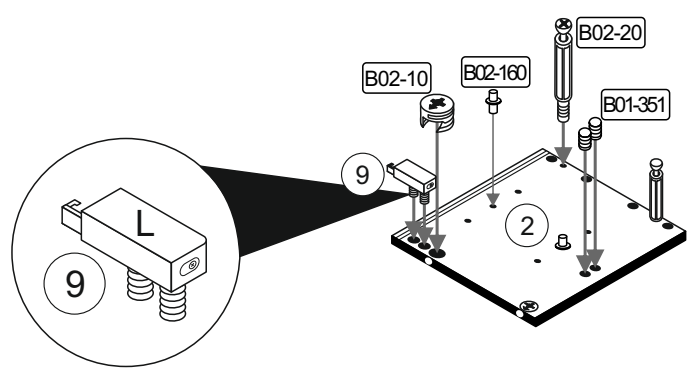



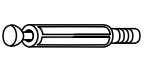


568 x 284  
FTx-000262

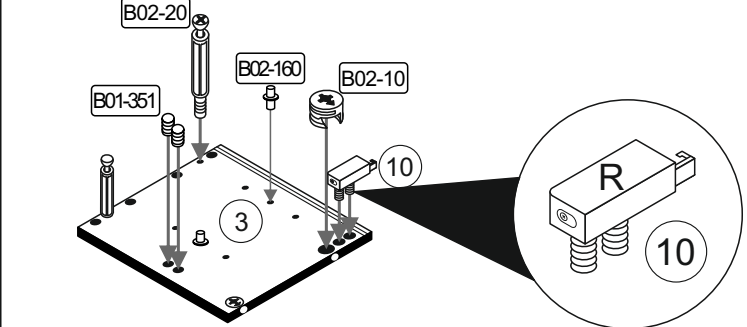
<b>1</b>	B02-103 8x	 8x30	B05-130 1x	 LEIM	B03-235 4x	 B01-65	B01-65 12x	 3x13	B02-20 4x	 B02-10	B02-10 4x	
----------	---------------	--	---------------	--	---------------	--	---------------	---	--------------	--	--------------	--





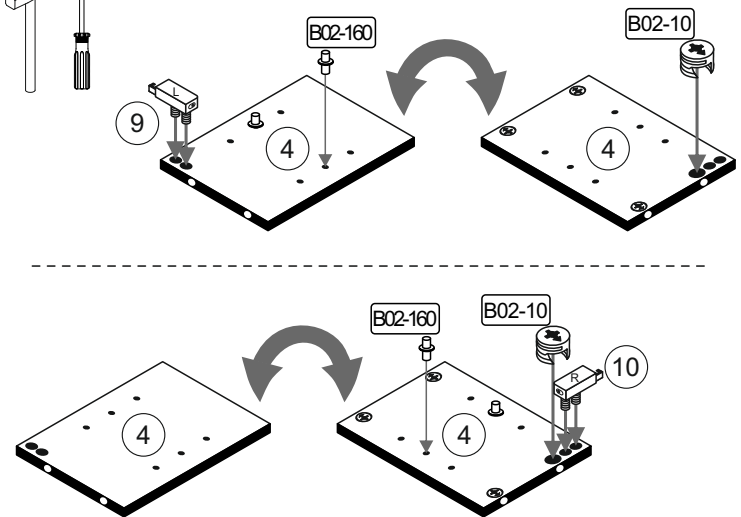
<b>2</b>	B02-10 2x		B02-20 2x		2 9
	B01-351 2x		B02-160 2x		


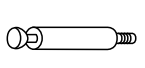

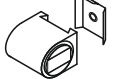



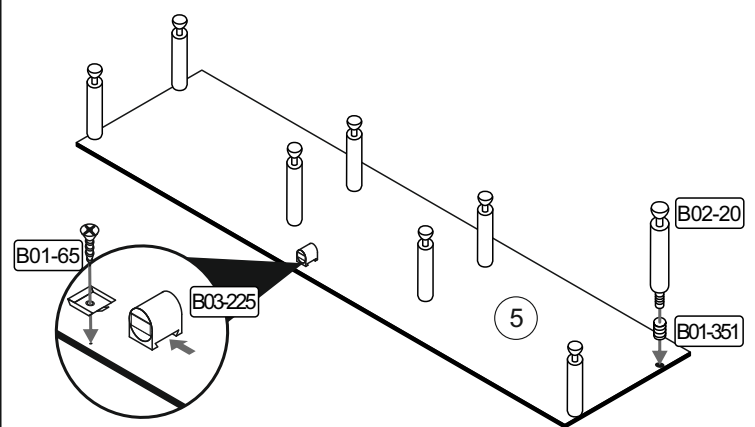
<b>3</b>	B02-10 2x		B02-20 2x		3 10
	B01-351 2x		B02-160 2x		








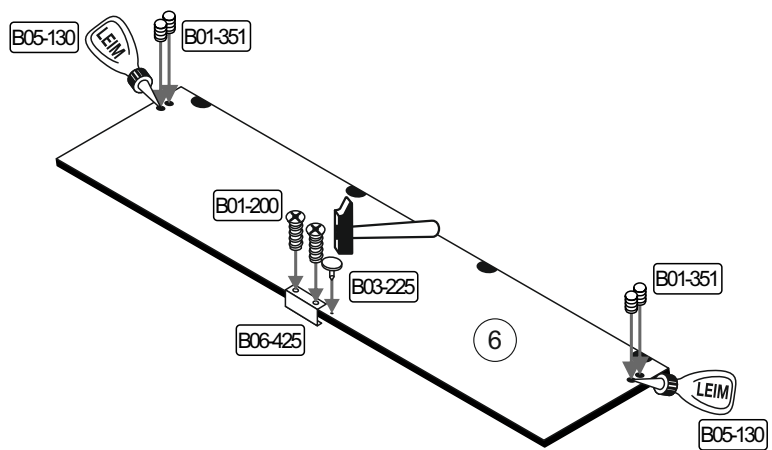
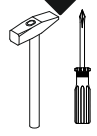
<b>4</b>	B02-10 8x		B02-160 4x		4 9 10
----------	--------------	---	---------------	---	--------------




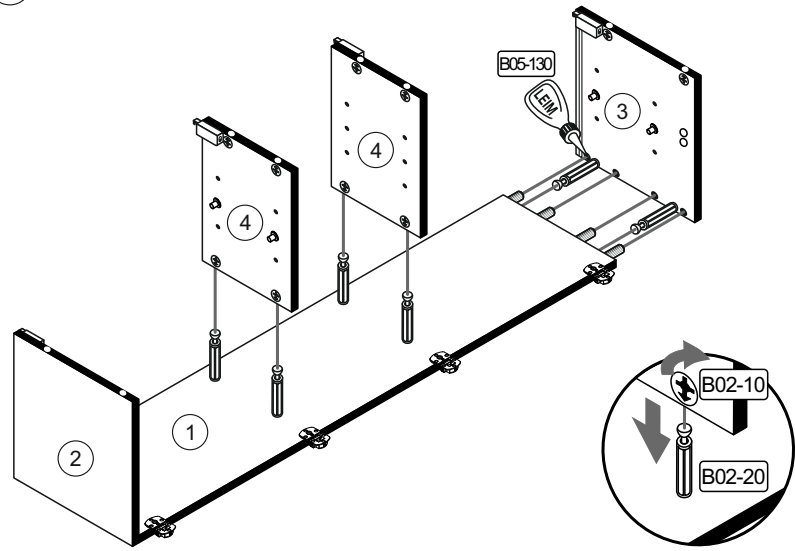
<b>5</b>	B01-351 8x		B02-24 8x		5
	B01-65 1x		B03-225 1x		
		M4	3x13		



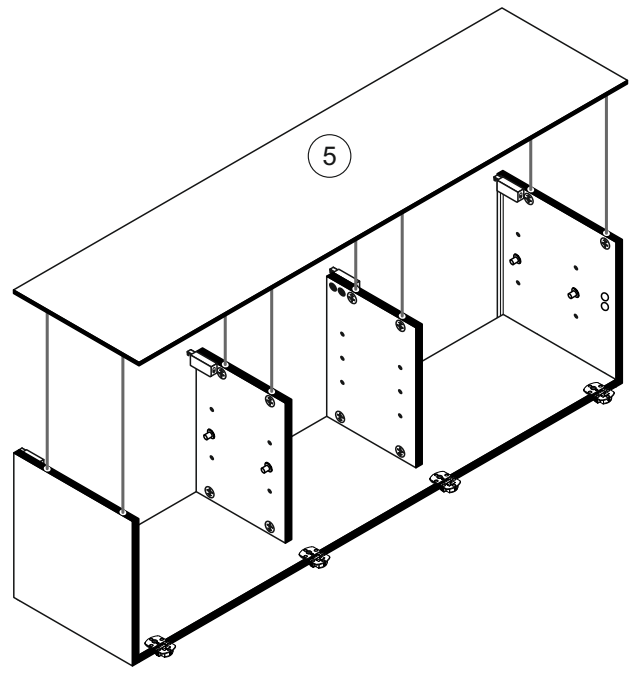
6	B01-351		B03-225		B06-425		B01-200		B05-130	6
	4x	M4	1x	1x	1x	2x	6,3x13	1x		

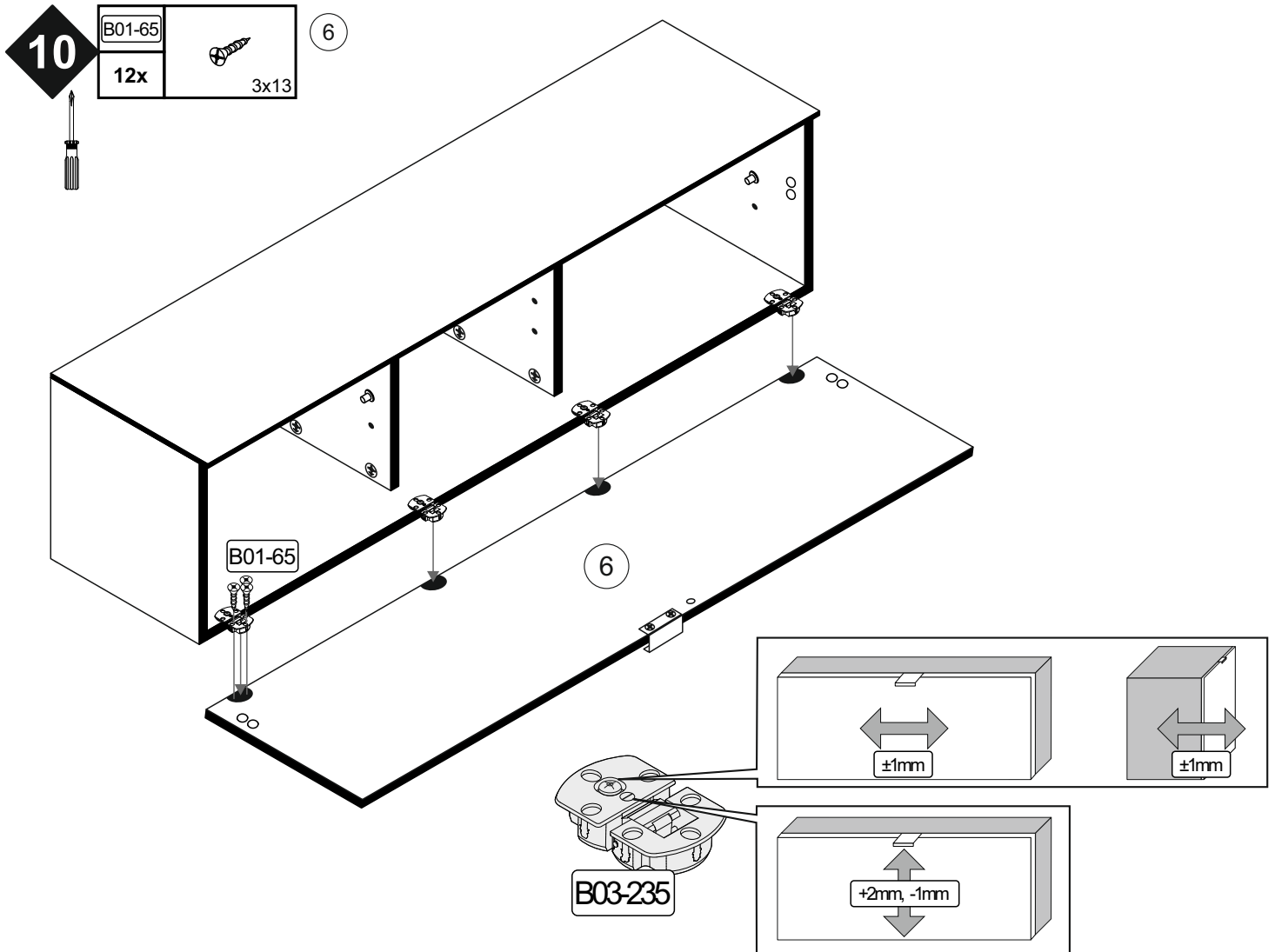
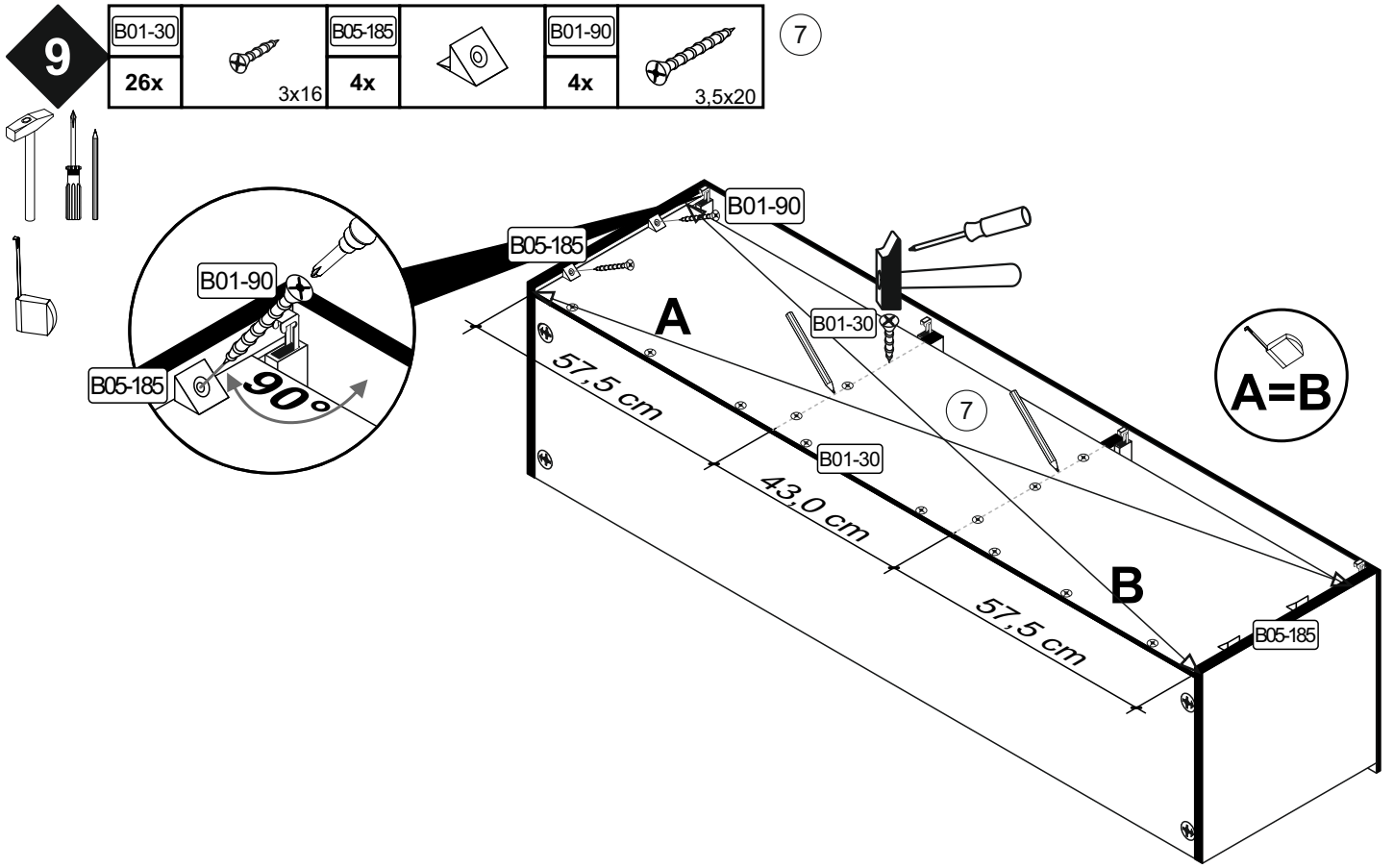


7	B05-130		1	2
	1x		3	4





8	5
---	---

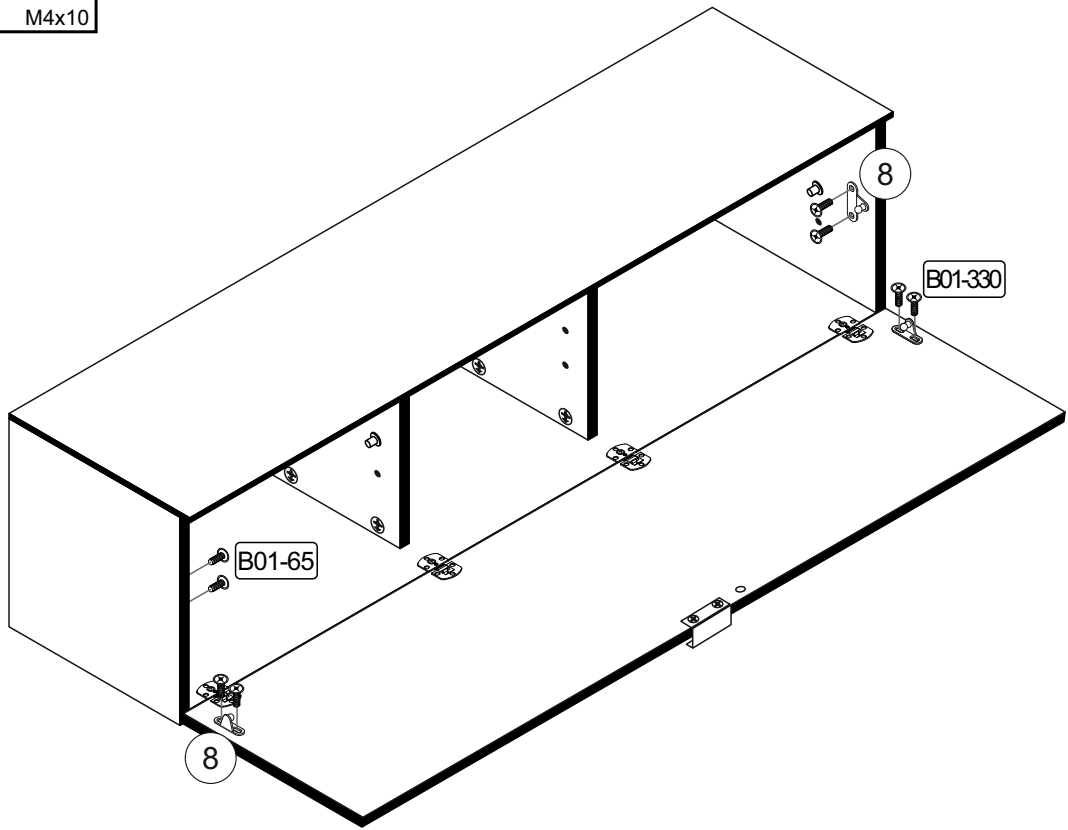




**11**

B01-330		8
8x	M4x10	

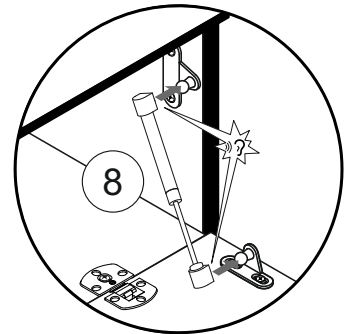
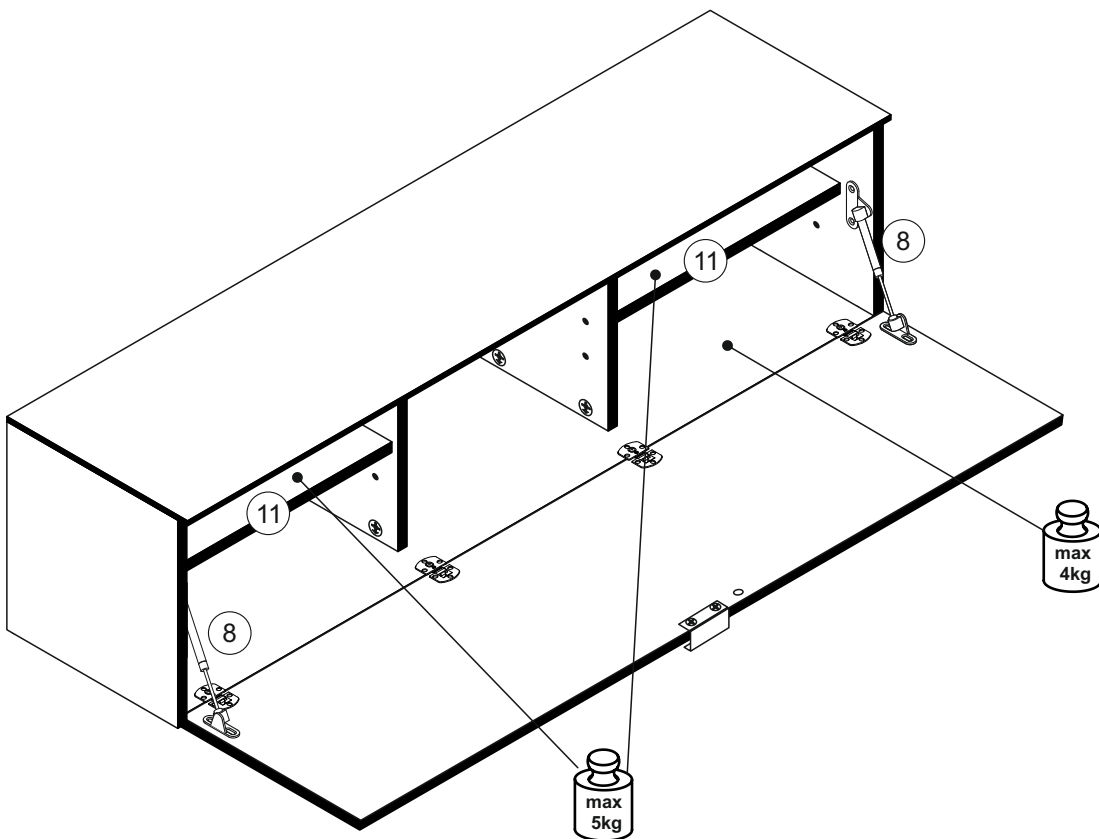




**12**




8

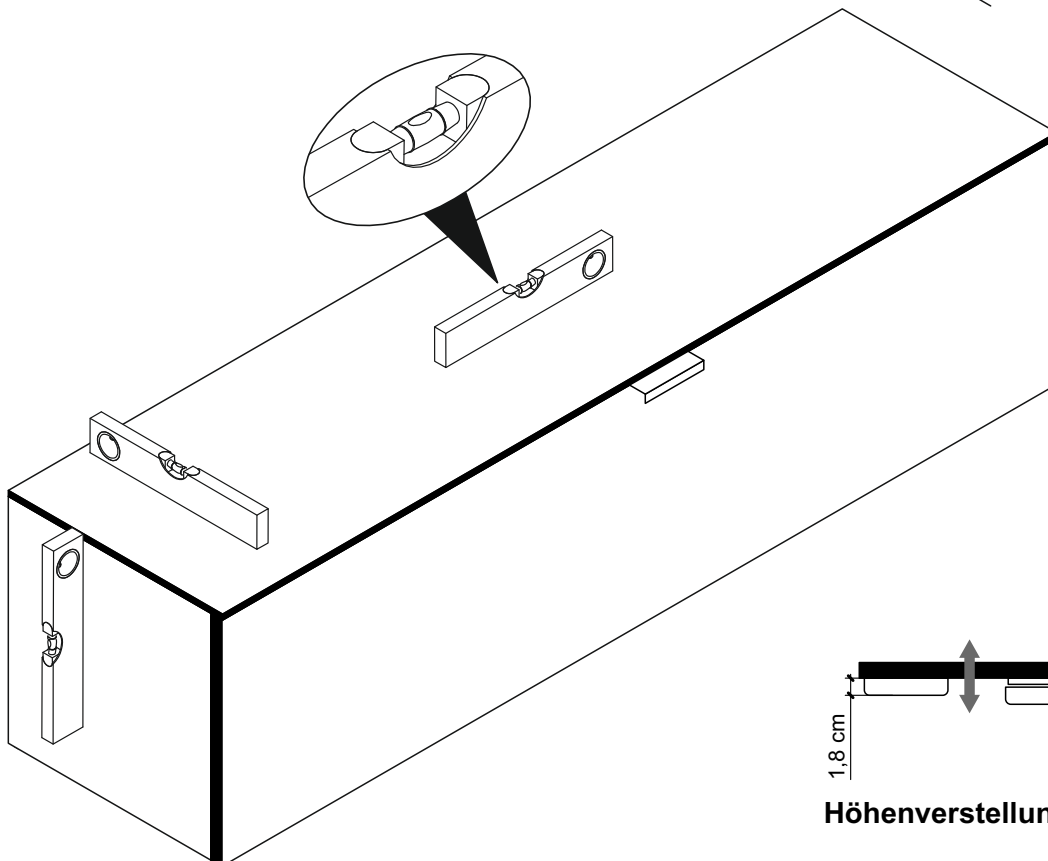
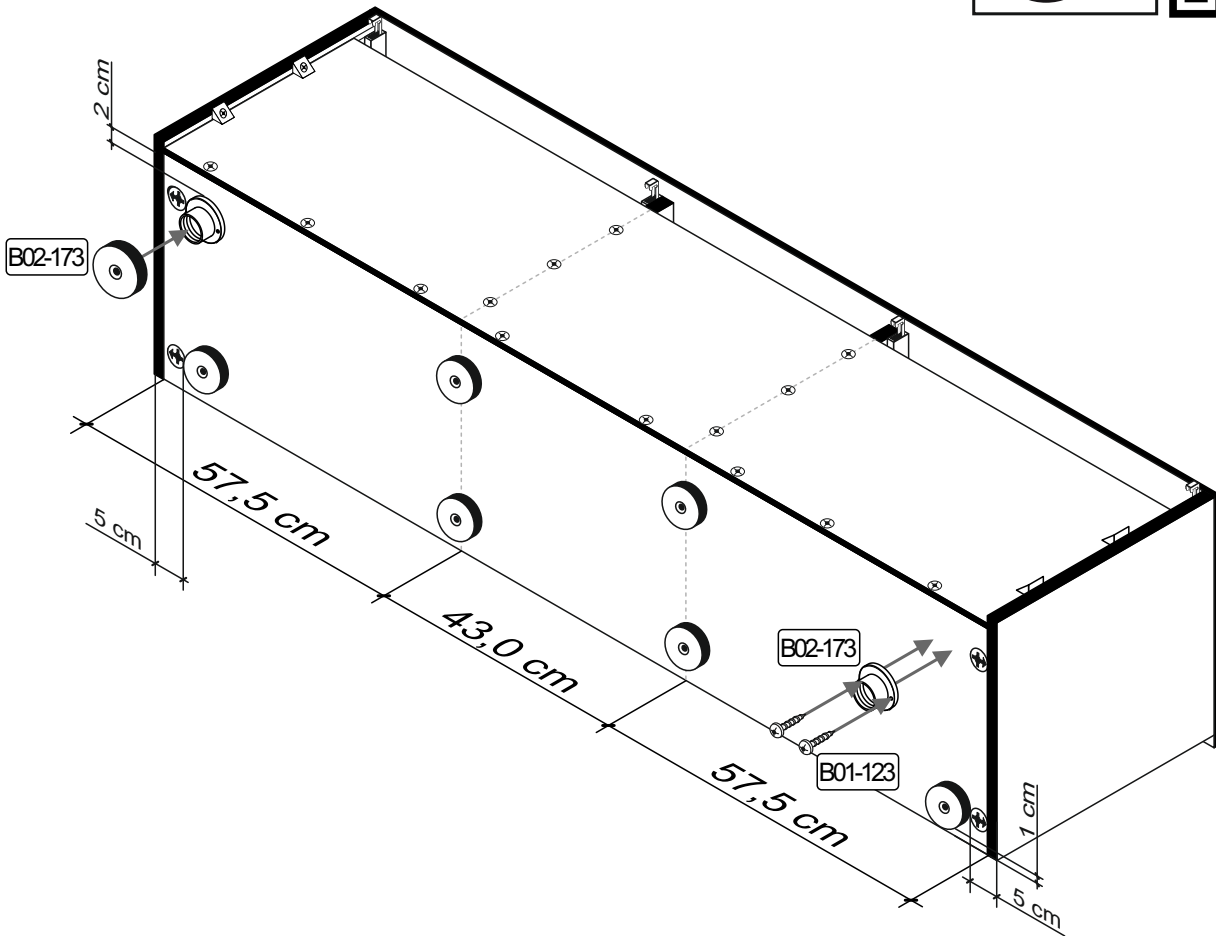
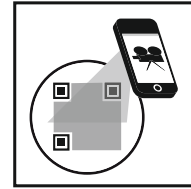
11



13.1

# Optional Lowboard aufstellen

B01-123		B02-173		
16x	4x15	8x		


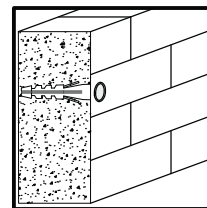
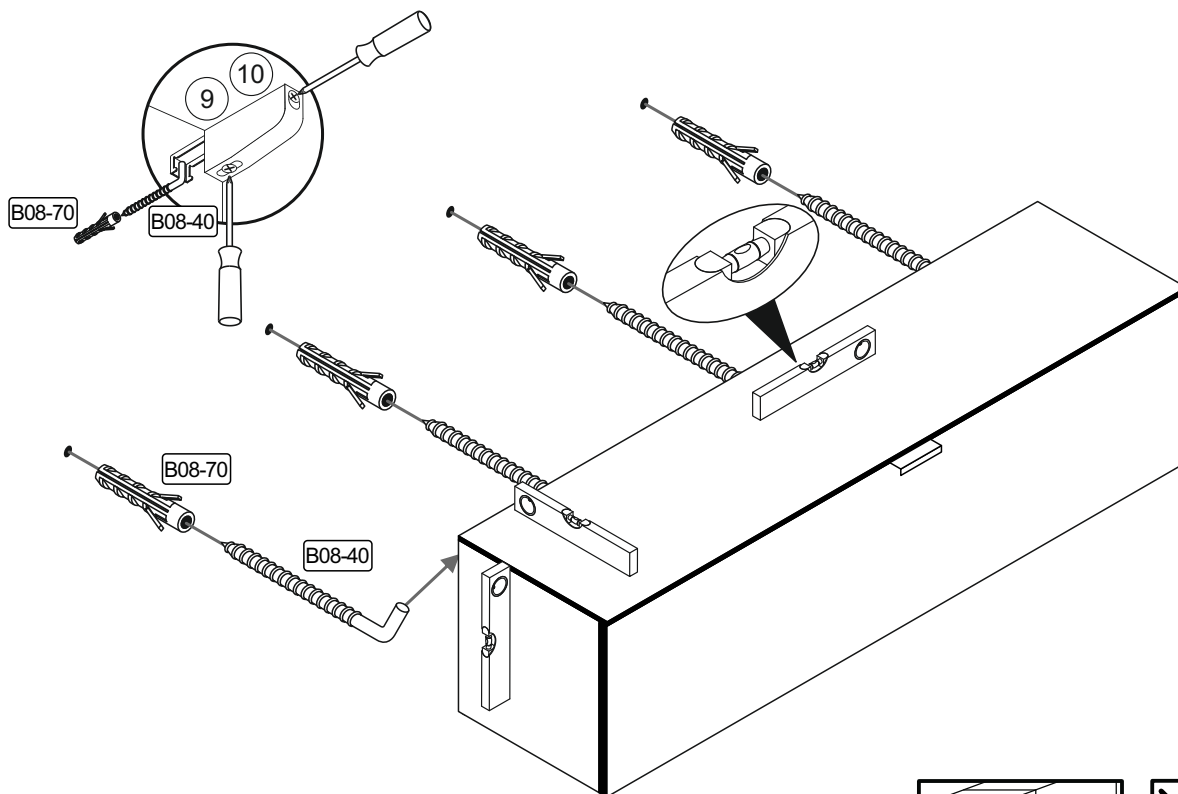


Höhenverstellung der Möbelfüße

13.2

## Optional Hängeschrank

B08-40		B08-70	
4x	5,8x65	4x	Ø8


**Achtung • Attention • Attenzione • Opgelet • Uwaga • Pozor •  
 Figyelem • Atenție • Dikkat • Внимание**


(D)	Wandbefestigung dient als Kippschutz - unbedingt anbringen! Bei einigen Wandtypen kann ein Spezialdübel erforderlich sein!
(GB)	The wall fastening serves to prevent tipping - be absolutely sure to mount it! For certain wall types, a special wall plug may be necessary!
(FR)	La fixation murale sert de protection contre le basculement – à installer impérativement ! Pour certains types de murs il faut des chevilles spéciales !
(TR)	Duvardaki sabitleme, devrilmeye karşı bir emniyet tedbiridir ve mutlaka monte edilmelidir! Bazı duvar tiplerinde bunun için özel bir dübel gerekli olabilir!
(IT)	Il fissaggio alla parete serve da protezione anti-ribaltamento – attaccarla assolutamente! Per alcune strutture di parete può essere necessario un tassello speciale!
(NL)	Bevestiging aan de muur dient als kantelbescherming – zeker en vast bevestigen! Bij enkele muurtypes is een speciale plug misschien vereist!
(RU)	Обязательно установите крепление на стене во избежание опрокидывания! Для некоторых типов стен может потребоваться специальный дюбель!
(CZ)	Montáž na stěnu slouží jako ochrana proti převrnutí – bezpodmínečně umístěte! U některých typů stěn může být zapotřebí speciální hmoždinka!
(HU)	A terméket a falhoz kel rögzíteni, különben az felborulhat! Egyes faltípusoknál speciális tiplit kell használni!
(RO)	Sistemul de fixare la perete servește ca protecție la răsturnare - de montat obligatoriu! Pentru unele tipuri de perți este posibil să fie necesar un diblu special!
(PL)	Mocowanie do ściany jest jednocześnie zabezpieczeniem przed przewróceniem – koniecznie zamontować! Do niektórych rodzajów ścian koniecznie zastosować specjalne kołki mocujące.
(SK)	Upevnenie na stenu slúži ako ochrana proti prevráteniu – bezpodmienečne použite! Pre niektoré druhy stien môže byť potrebná špeciálna hmoždinka!