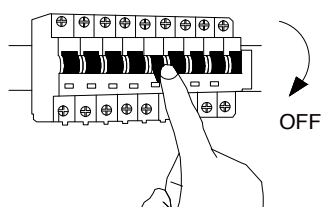
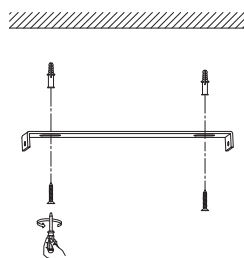


1



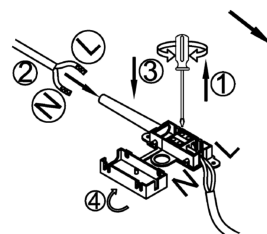
Turn off the general switch

2



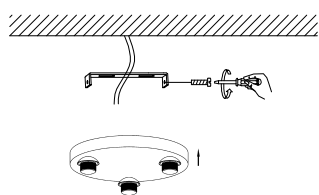
Drill holes & apply plastic anchors  
With screws

3



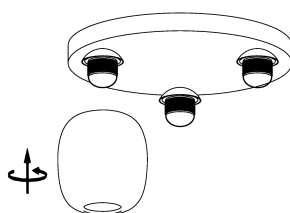
Connect the wires

4



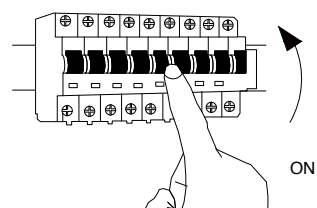
Apply the side screws

5



By rotating apply the glass

6



Turn on general switch

