

# GOEBEL

## M 10

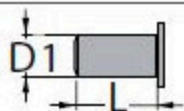
SW = 13,0 mm

SW1 = 13,1 mm

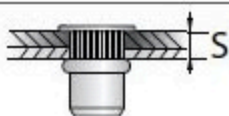
SE = 14,7 mm

D2 = 13,5 mm

k = 0,6 mm



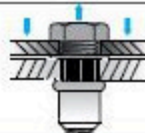
13,0 x 20,5 mm



1,0 - 4,0 mm



75510 12200



37000 N



48,0 Nm