

# AUFBAUANLEITUNG „Seitenwand für Seitendach“

- Ⓜ GB Assembly manual „side wall for side canopy“
- Ⓜ FR Notice de montage du “Paroi latérale pour auvent“
- Ⓜ NL Opbouwbeschrijving “Zijwand voor zijdak”
- Ⓜ ES Instrucciones de montaje para pared lateral del tejado lateral
- Ⓜ IT Istruzioni di montaggio parete laterale della Tettoia laterale
- Ⓜ DK Montagevejledning ”Sidevæg til Sidetag”






For further languages please go to: [www.biohort.com/downloads](http://www.biohort.com/downloads)

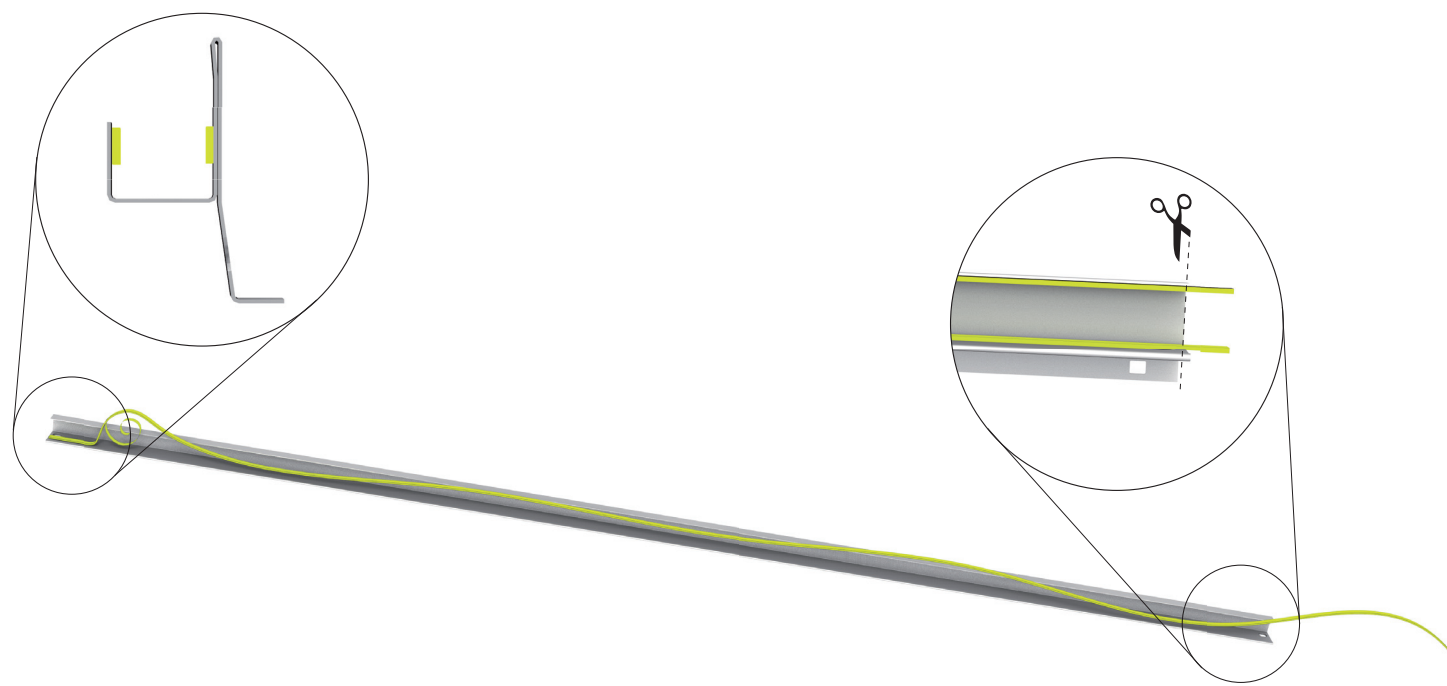



QUALITÄT AUS  
ÖSTERREICH

# Einbausituation Rückwand



Assembly situation side wall - Vue de l'assemblage de la paroi arrière - Montage achterwand - Vista del montaggio della parete posteriore - Montaggio laterale - Montage fra bagside


<b>1.</b> 		1x			1x		1x
--	---	----	---	---	----	---	----




# Einbausituation Seitenwand

Assembly situation at the side - Assemblage vue de côté - Montage zijwand - Montaje en el lateral - Montaggio laterale -  
Indbygningssituation i side

<b>1.</b> 	2x		1x
---	----	---	----



**2x**



## Einbausituation Rückwand

Assembly situation side wall - Vue de l'assemblage de la paroi arrière - Montage achterwand - Vista del montaggio della parete posteriore - Montaggio laterale - Montage fra bagside

2.



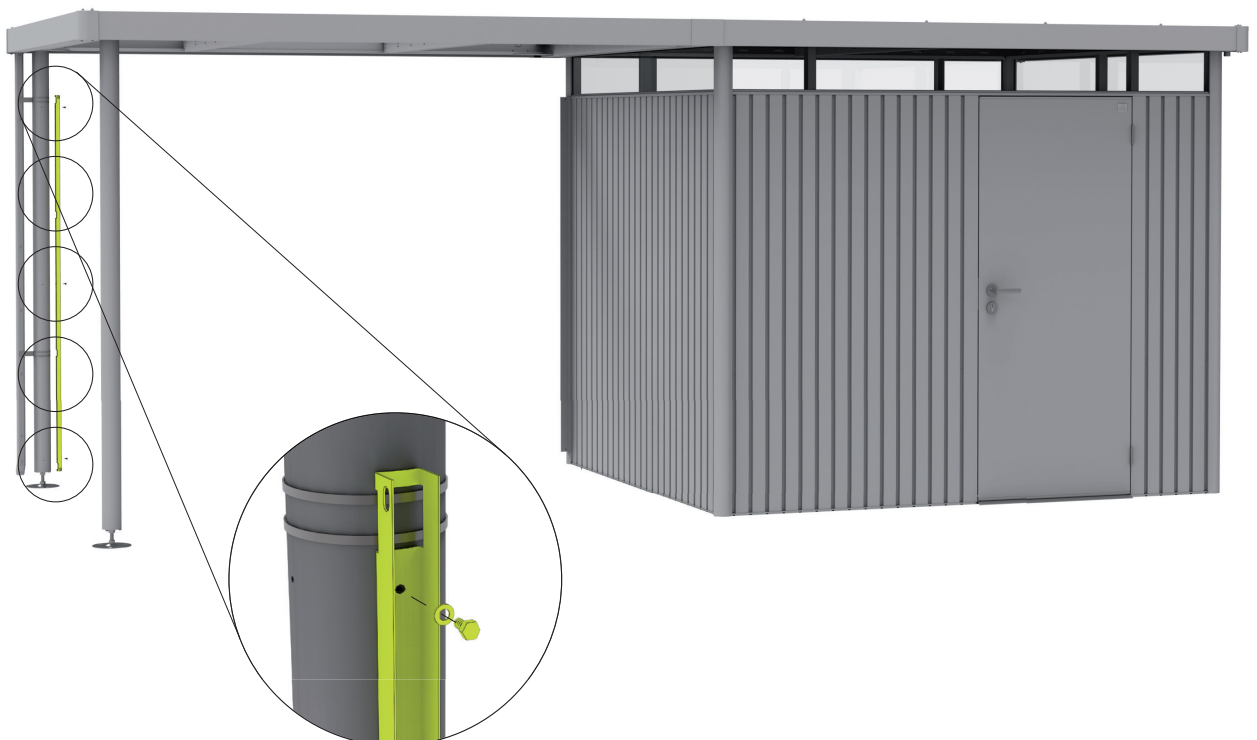
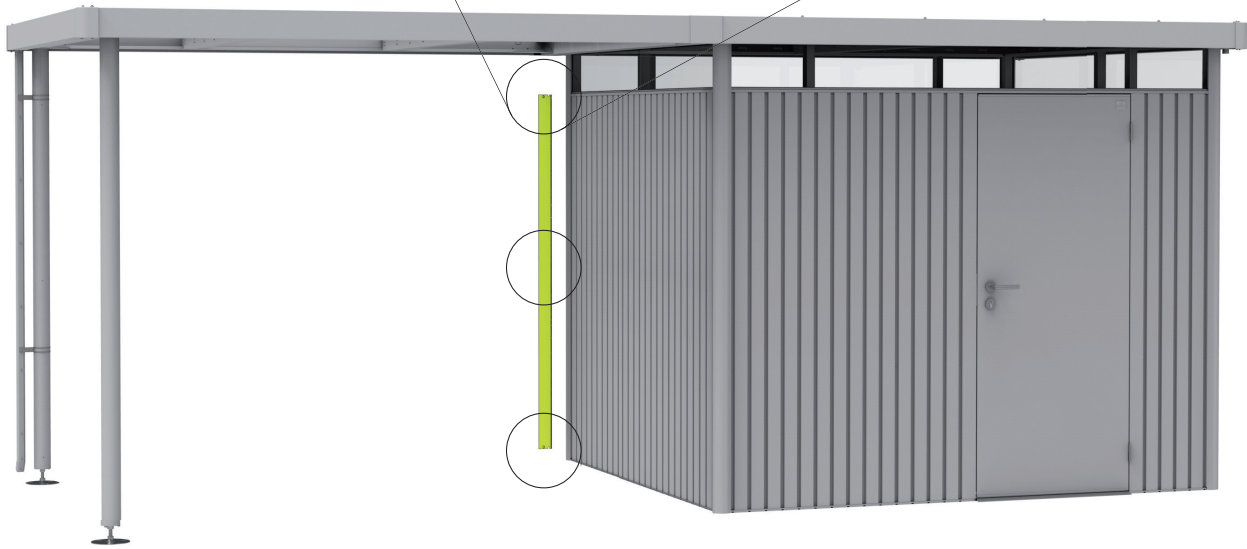
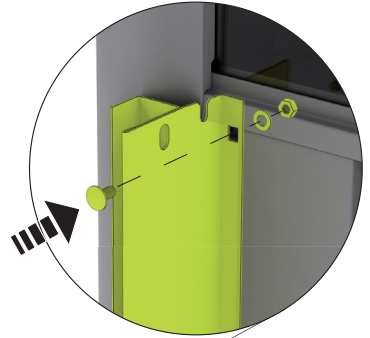
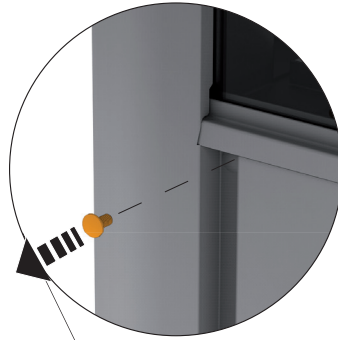
5x



Schrauben demontieren!

Please disassemble the screws!

Démontez les vis!



## Einbausituation Seitenwand

Assembly situation at the side - Assemblage vue de côté - Montage zijwand- Montaje en el lateral - Montaggio laterale -  
Indbygningssituation i side


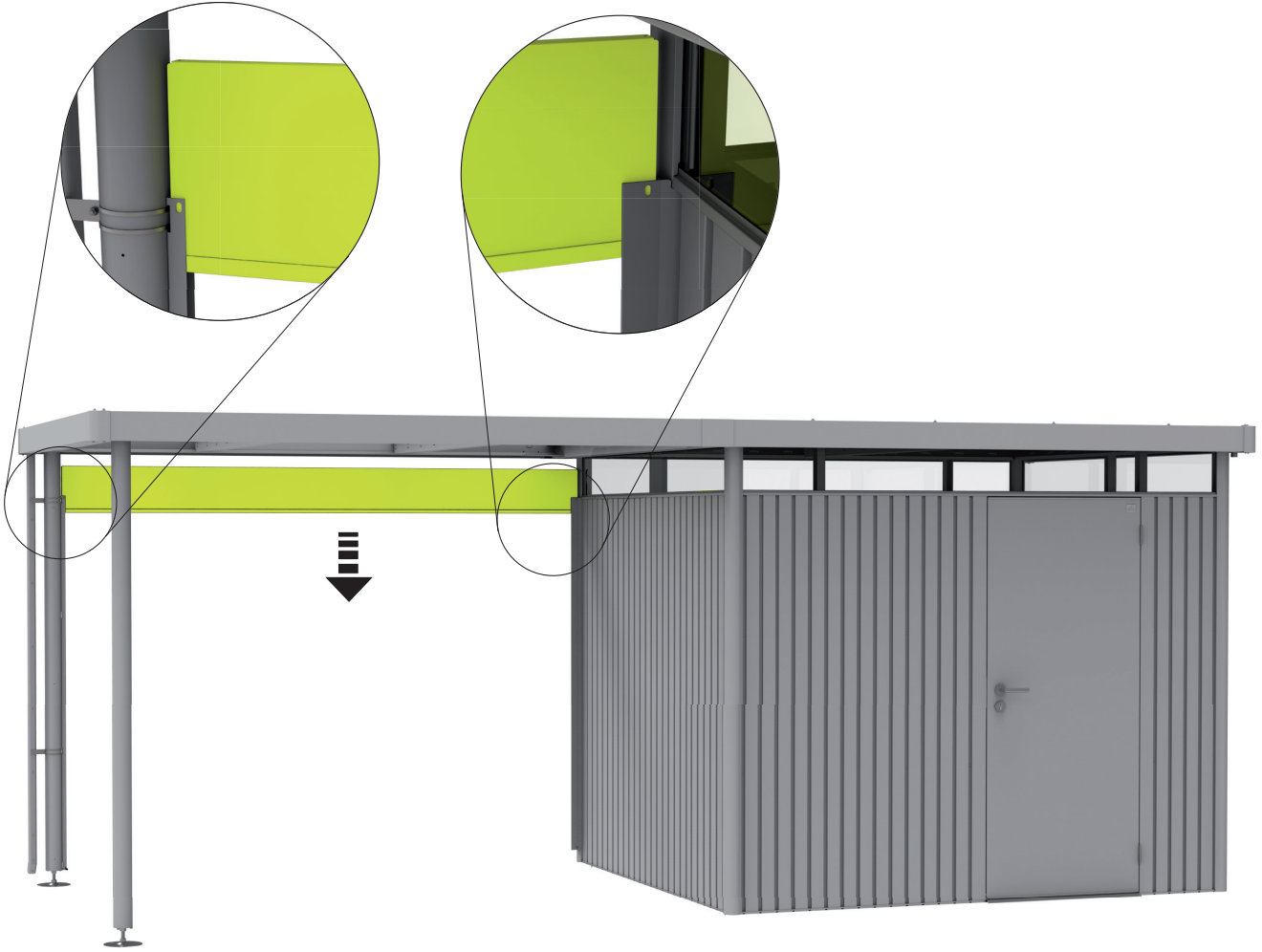
2.



10x



4.



5.





**GERÄTEHÄUSER** – Setzen Sie auf Qualität & Langlebigkeit  
**GARDEN SHEDS** – rely on quality & longevity



**GARTENBOXEN** – Outdoorboxen für Garten, Terrasse & Co.  
**OUTDOOR BOXES** – outdoor boxes for garden, patio & more



**FAHRRAD-GARAGEN** – Fahrräder, Roller & Co sicher verstaut  
**BICYCLE STORAGE** – for safe storage of bicycles, scooters & more



**MÜLLTONNEN-BOXEN** – Stylish, praktisch & wartungsfrei  
**DUSTBIN STORAGE** – stylish, practical & maintenance free



**GARTEN-HELFER** – Gartendesign in Bestform  
**GARDENING HELPERS** – garden design at its best

Kontrollnummer:  
 Control-number / Contrôle-Qualité / Controlnummer:



Bei Reklamationen bitte anführen:  
 Kontrollnummer und Artikelnummer des reklamierten Teils.

GB: In case of complaint please indicate the control-number and the number of the item, which is subject of complaint.

F: Pour toutes réclamations: prière de joindre le numéro de contrôle et le numéro d'article de la pièce litigieuse.


NL: Bij reclamaties svp doorgeven: controlnummer en artikelnummer van het desbetreffende onderdeel.



Biohort steht für  
 „LEBEN IM GARTEN“

Biohort stands for  
 „LIFE IN THE GARDEN“

follow us:



**Biohort GmbH**  
 Pürnstal 43, 4120 Neufelden, Österreich  
 Tel: +43-7282-7788-0  
 E-Mail: office@biohort.at, www.biohort.com