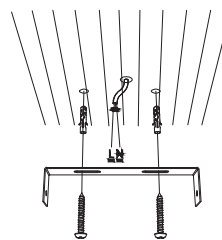
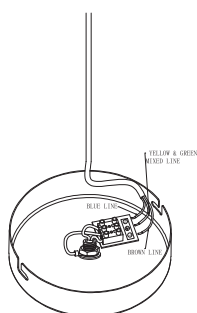


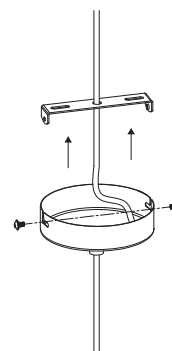
1. Turn off the general switch



2. Drill holes, apply plastic anchors & screws



3. Brown (Active) connect it with marked "L"
Blue (Neutral) connect it with marked "N"
Green & yellow connect it with marked "↓"




4. Fix the mounting bar and canopy with screw



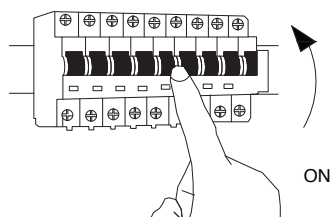
5. Install the lamp shade



6. Fasten the lamp shade with the plastic ring



7. Install the bulb



8. Turn on the general switch