

**Ø 6,4 mm**

D1 = 6,4 + 0,1 / - 0,11 mm


D2 = 10,1 mm min.







k = 2,4 mm max.

d = 4,0 mm (Ref.)

P = ≥ 31,0 mm

L = + / - 0,99 mm

 6,6 - 7,0 mm

	<b>F max</b>					
6,4 x 16,0 mm	26,4 mm	3,2 - 12,0 mm	77788 64160	11700 N	10400 N	1112 N