

## Ø 3,2 mm

D1 = 3,2 + 0,09 / - 0,15 mm

D2 = 6,0 + 0,24 / - 0,24 mm







k = 1,4 mm max.

d = 2,0 mm (Ref.)

P = ≥ 27,0 mm

L = + 0,99 / - 0 mm

 3,3 - 3,4 mm

	<b>F max</b>		 <b>CODE</b>			
3,2 x 7,0 mm	9,5 mm	1,0 - 3,0 mm	72300 32700	1600 N	2000 N	350 N
3,2 x 9,0 mm	11,5 mm	3,0 - 5,0 mm	72300 32900	1700 N		
3,2 x 11,0 mm	13,5 mm	5,0 - 7,0 mm	72300 32110	3200 N		