

1. Advice before you start assembling: The product is vacuum compressed, please read the instructions from beginning to end.

Save all packaging until you are finished.

**Your sofa is packaged as a parcel. After receiving it, please open it as soon as possible and place it in a well-ventilated area.**

## CLEANING TIPS

### Step 1

Apply a mixture of water and laundry detergent to the surface of the fabric.

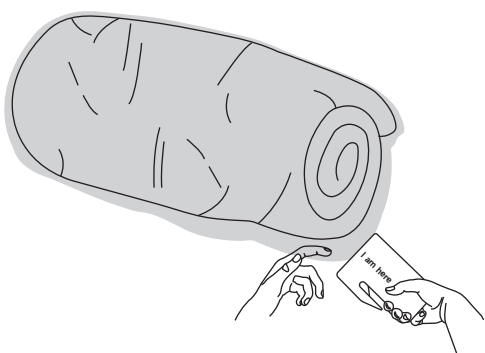
### Step 2

After about ten minutes, clean with a brush and let it dry naturally  
Attention: Do not rub or wring with your hands

### Notes before use:

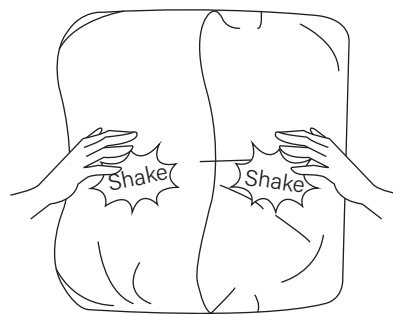
- After receiving the sofa, please unpack it, and place the sofa in a well-ventilated place away from direct sunlight.
- Please wait patiently for 2-3 days for the sponge to fully recover.

## INSTRUCTIONS



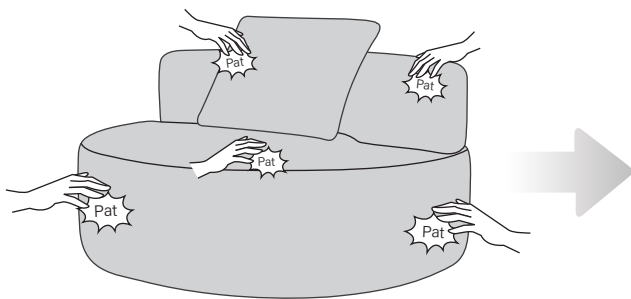
### Step 1

When opening the package and removing its components, be careful not to damage the sofa when cutting the plastic



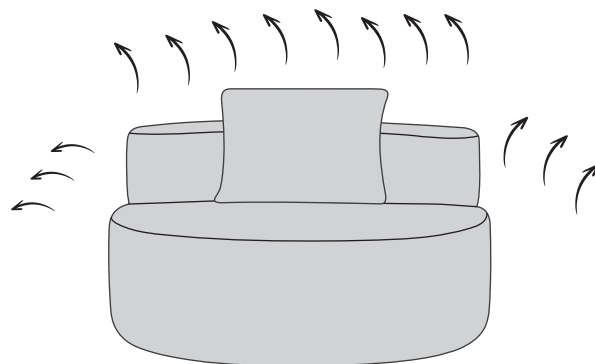
### Step 2

Fully pat and shake the inner cushion for about 10 minutes sure foam evenly filled in the inner bag.



### Step 3

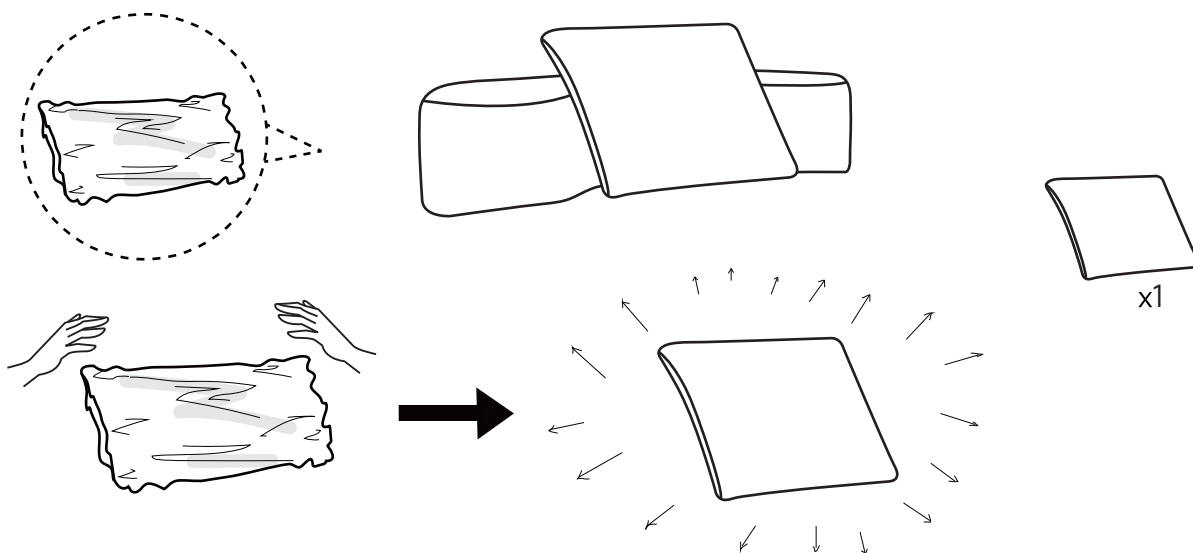
Place the sofa in an upright position, leave the inner cushion to expand for 72 hours. Pat and organize the outer shape of sofa.




### Step 4

Do not use it immediately after opening, please leave it in a place with air circulation for 3 days to restore it to its best condition!

## .....About the state of the cushion pillow



Pat it gently to make it bounce back better and fluffier. Knead the cushion like you're giving it a massage, allowing air to flow through the foam.



... Wait **3 days**