



中国认可
检测
TESTING
CNAS L2065

Test Report issued under the responsibility of:
检测报告负责发行机构:



检测报告

TEST REPORT

样品信息: 锂离子电池组, 型号 GG4YU, 3.85Vdc, 294mAh, 1.132Wh
SAMPLE INFORMATION: Rechargeable Lithium-ion Polymer Battery, model GG4YU, 3.85Vdc, 294mAh, 1.132Wh

申请单位: 惠州市德赛电池有限公司
APPLICANT: Huizhou DESAY Battery Co., Ltd.

检测类别: 商业委托检测
TYPE OF TEST: Commercial Inspection and Testing Services

苏州UL美华认证有限公司广州分公司
UL-CCIC Company Limited Guangzhou Branch

Test Summary 测试总览	
样品名称 Name of samples	锂离子电池组 Rechargeable Lithium-ion Polymer Battery
型号规格 Type/ Model	电池型号 GG4YU, 3.85Vdc, 294mAh, 1.132Wh Battery Model GG4YU, 3.85Vdc, 294mAh, 1.132Wh
商标 Trade mark	不适用 N/A
申请单位 Applicant	惠州市德赛电池有限公司 Huizhou DESAY Battery Co., Ltd.
申请单位地址 Applicant address	广东省惠州市仲恺高新技术产业开发区15号小区(厂房) No.15, Zhongkai Hi-Tech Development Zone, Huizhou, Guangdong, China
制造商 Manufacturer	惠州市德赛电池有限公司 Huizhou DESAY Battery Co., Ltd.
制造商地址 Manufacturer Address	广东省惠州市仲恺高新技术产业开发区15号小区(厂房) No.15, Zhongkai Hi-Tech Development Zone, Huizhou, Guangdong, China
联系电话 Telephone: 电子邮箱 Email: 公司网址 Website:	陈楠 86 752 2629810 desay_certification@desay.com www.desaybattery.com
样品外观颜色 Appearance	银色方形软包电池 Prismatic Pouch Battery with Silver Color Appearance
样品数量 Quantity of sample	电池组 Battery Pack: 18 pcs 电池 Battery Cell: 30 pcs
样品标识序号 Sample identification	电池组 Battery Pack: 3385713-S1 to 3385713-S18 电池 Battery Cell: 3385714-S1 to 3385714-S30
测试标准 Testing standard	联合国《关于危险品货物运输的建议书》试验和标准手册第六修订版修正 1 (2017), 第38.3节: 锂电池 United Nations: Recommendations on the Transport of Dangerous Goods - Manual of Tests and Criteria, Amendment 1 to Sixth revised edition, 2017 (ST/SG/AC.10/11/Rev.6/Amend.1), Section 38.3: Lithium Batteries
接样日期 Received date	2020-10-14
完成日期 Completion date	2020-11-05
备注 Remark: 按照标准要求, 单电芯电池(电池包)被视作“电芯”(电池芯), 以“电芯”的要求进行测试, 本测试项目样品包含如前所述电池包和电池芯。有关测试详情, 请查阅测试结论表格及各单项测试记录页。 According to the Standard, a single-cell battery (Battery Pack) is considered a “Cell” (Battery Cell) and shall be tested according to the testing requirements for “Cell”. This testing included the samples of Battery Pack and Battery Cell as aforementioned. For testing details, please refer to Table of Test Conclusion and individual test record page.	

Test Conclusion 测试结论				
Clause 章节	Name of test 测试项目名称	Sample Condition 样品状态	Conclusio n 结论	Remarks 备注
38.3.4.1	试验T.1 Altitude simulation 高度模拟	First cycle in fully charged state/第一个交替充电放电周期完全充电	Pass 通过	--
		After twenty-five cycles ending in fully charged state/第二十五个交替充电放电周期完全充电		
38.3.4.2	试验T.2 Thermal test 温度试验	First cycle in fully charged state/第一个交替充电放电周期完全充电	Pass 通过	--
		After twenty-five cycles ending in fully charged state/第二十五个交替充电放电周期完全充电		
38.3.4.3	试验T.3 Vibration 振动	First cycle in fully charged state/第一个交替充电放电周期完全充电	Pass 通过	--
		After twenty-five cycles ending in fully charged state/第二十五个交替充电放电周期完全充电		
38.3.4.4	试验T.4 Shock 冲击	First cycle in fully charged state/第一个交替充电放电周期完全充电	Pass 通过	--
		After twenty-five cycles ending in fully charged state/第二十五个交替充电放电周期完全充电		
38.3.4.5	试验T.5 External Short-circuit 外部短路	First cycle in fully charged state/第一个交替充电放电周期完全充电	Pass 通过	--
		After twenty-five cycles ending in fully charged state/第二十五个交替充电放电周期完全充电		
38.3.4.6	试验T.6 Impact/Crush 撞击/挤压	First cycles ending at 50% charged state/第一个交替充电放电周期半满电.	Pass 通过	Prismatic Cell 方形电池芯
		After twenty-five cycles ending at 50% charged state/第二十五个交替充电放电周期半满电		
38.3.4.7	试验T.7 Overcharge 过度充电	First cycle in fully charged state/第一个交替充电放电周期完全充电	Pass 通过	--
		After twenty-five cycles ending in fully charged state/第二十五个交替充电放电周期完全充电		
38.3.4.8	试验T.8 Forced discharge 强制放电	First cycle in fully discharged state/第一个交替充电放电周期完全放电	Pass 通过	--
		After twenty-five cycles ending in fully discharged state/第二十五个交替充电放电周期完全放电		

Test Conclusion/检验结论:

由惠州市德赛电池有限公司送检的锂离子电池组, 型号GG4YU, 3.85Vdc, 294mAh, 1.132Wh, 依据《关于危险品货物运输的建议书》试验和标准手册第六修订版修订1第38.3节进行全项目测试。
当采用准确度方法判定规则时, 被测样品符合规范的要求。

The Rechargeable Lithium-ion Polymer Battery, Model GG4YU, 3.85Vdc, 294mAh, 1.132Wh submitted by Huizhou DESAY Battery Co., Ltd. is tested according to Section 38.3 of Amendment 1 to the Sixth Revised Edition of the Recommendations on the Transport of Dangerous Goods, Manual of Test and Criteria (ST/SG/AC.10/11/Rev.6 Amend.1 Section 38.3). The test items are full items.

The sample received complies with Specification when Accuracy Method decision rule is applied.

测试结果: 通过。

The test results: Pass.


签发日期/Date of issue: 2020-11-11

Approved by: Simon Chen

批准: 陈世明

Title: Senior Project Engineer

职衔: 高级项目工程师




Reviewed by: Simon Chen

审核: 陈世明

Title: Senior Project Engineer

职衔: 高级项目工程师



Tested by: Fancy Liang

检测: 梁方圆

Title: Project Engineer

职衔: 项目工程师



T.1 Altitude simulation 高度模拟								
Test Method 测试方法								
The samples were stored for at least 6 hours at a pressure of 11.6 kPa (1.68 psi) or less and a temperature of 20 ± 5°C (68 ± 9°F). The samples were weighed before and after the exposure. The cell/battery voltage was also determined before and after the test. 将测试样品放在温度为20±5°C，大气压力为不大于11.6kpa的环境中贮存不少于6个小时。对样品在测试前后进行称重，并记录电压。								
Test Results/测试结果								
Sample No. 样品编号	Sample Condition 样品状态	Weight Before Test(g) 测试前质量(克)	Weight After Test(g) 测试后质量(克)	Percentage of Weight Loss 质量损失%	Voltage Before Test(V) 测试前电压(伏)	Voltage After Test(V) 测试后电压(伏)	Percentage of residual Voltage 残余电压%	Results 结果
3385713-S1	(C)	4.559	4.559	0.000	4.353	4.349	99.908	(6), (7)
3385713-S2	(C)	4.565	4.565	0.000	4.353	4.350	99.931	(6), (7)
3385713-S3	(C)	4.574	4.573	0.022	4.354	4.350	99.908	(6), (7)
3385713-S4	(C)	4.574	4.573	0.022	4.351	4.348	99.931	(6), (7)
3385713-S5	(C)	4.551	4.551	0.000	4.353	4.349	99.908	(6), (7)
3385713-S6	(D)	4.589	4.589	0.000	4.352	4.348	99.908	(6), (7)
3385713-S7	(D)	4.574	4.574	0.000	4.355	4.351	99.908	(6), (7)
3385713-S8	(D)	4.625	4.624	0.022	4.353	4.349	99.908	(6), (7)
3385713-S9	(D)	4.591	4.591	0.000	4.351	4.347	99.908	(6), (7)
3385713-S10	(D)	4.579	4.579	0.000	4.351	4.347	99.908	(6), (7)
Results/结果:								
(1) Leakage/漏液.								
(2) Venting/排气.								
(3) Disassembly/解体.								
(4) Rupture/破裂.								
(5) Fire/着火.								
(6) No leakage, no venting, no disassembly, no rupture, no fire/无漏液，无排气，无解体，无破裂，无着火.								
(7) The open circuit voltage of each cell after testing was greater than 90%/开路电压不低于试验前开路电压的90%.								

T.2 Thermal test 温度试验								
Test Method 测试方法								
The samples were subjected to temperature cycling consisting of the following. The samples were weighed before and after the exposure. The cell/battery voltage was also determined before and after the test. 测试样品将进行如下温度循环测试。样品测试前后进行称重，并记录电压。								
Samples In/ 样品进箱	The chamber temperature was raised to $72 \pm 2^{\circ}\text{C}$ ($162 \pm 4^{\circ}\text{F}$) within 30 minutes and maintained at this temperature for X* hours. 烤箱温度在30分钟内上升到 $72 \pm 2^{\circ}\text{C}$ ，并维持此温度X*小时。							
	The chamber temperature was reduced to $-40 \pm 2^{\circ}\text{C}$ ($-40 \pm 4^{\circ}\text{F}$) within 30 minutes and maintained at this temperature for X* hours. 烤箱温度在30分钟内降低到 $-40 \pm 2^{\circ}\text{C}$ ，并维持此温度X*小时。							
	Repeat the sequence for 9 additional cycles (total of 10 cycles). 重复此顺序测试额外9个循环（总共10个循环）。							
Samples Out/ 样品出箱	After the 10th cycle, store the batteries at ambient temperature $20 \pm 5^{\circ}\text{C}$ ($68 \pm 9^{\circ}\text{F}$) for 24 hours prior to examination. 在第10个循环后，于 $20 \pm 5^{\circ}\text{C}$ 环境下储存24小时，然后检查其状态。							
Note: The duration of exposure to the test temperature extremes(X*) was determined as below: 注：样品承受极端温度的持续时间（X*）按如下确定： <input checked="" type="checkbox"/> Small cells and small batteries: 6 hours; 小电芯和小电池为6小时; <input type="checkbox"/> Large cells and large batteries: 12 hours. 大电芯和大电池为12小时。								
Test Results/测试结果								
Sample No. 样品编号	Sample Condition 样品状态	Weight Before Test(g) 测试前质量(克)	Weight After Test(g) 测试后质量(克)	Percentage of Weight Loss 质量损失%	Voltage Before Test(V) 测试前电压(伏)	Voltage After Test(V) 测试后电压(伏)	Percentage of residual Voltage 残余电压%	Results 结果
3385713-S1	(C)	4.559	4.556	0.066	4.349	4.277	98.344	(6), (7)
3385713-S2	(C)	4.565	4.562	0.066	4.350	4.277	98.322	(6), (7)
3385713-S3	(C)	4.573	4.570	0.066	4.350	4.276	98.299	(6), (7)
3385713-S4	(C)	4.573	4.570	0.066	4.348	4.270	98.206	(6), (7)
3385713-S5	(C)	4.551	4.548	0.066	4.349	4.278	98.367	(6), (7)
3385713-S6	(D)	4.589	4.585	0.087	4.348	4.276	98.344	(6), (7)
3385713-S7	(D)	4.574	4.570	0.087	4.351	4.279	98.345	(6), (7)
3385713-S8	(D)	4.624	4.621	0.065	4.349	4.277	98.344	(6), (7)
3385713-S9	(D)	4.591	4.588	0.065	4.347	4.276	98.367	(6), (7)
3385713-S10	(D)	4.579	4.576	0.066	4.347	4.275	98.344	(6), (7)
Results/结果: (1) Leakage/漏液. (2) Venting/排气. (3) Disassembly/解体. (4) Rupture/破裂. (5) Fire/着火. (6) No leakage, no venting, no disassembly, no rupture, no fire/无漏液，无排气，无解体，无破裂，无着火. (7) The open circuit voltage of each cell after testing was greater than 90%/开路电压不低于试验前开路电压的90%.								

T.3 Vibration 振动

Test Method 测试方法

The samples were subjected to vibration tests consisting of the following. The samples were weighed before and after the exposure. The cell/battery voltage was also determined before and after the test. 测试样品将进行如下振动测试。样品测试前后进行称重，并记录电压。

The samples were firmly secured to the platform of the vibration machine without distorting the cells in such a manner as to faithfully transmit the vibration. The vibration was a sinusoidal waveform with a logarithmic sweep between 7 Hz and 200 Hz and back to 7 Hz traversed in 15 minutes. This cycle was repeated 12 times for a total of 3 hours for each of three mutually perpendicular mounting positions of the cell. One of the directions of vibration was perpendicular to the terminal face. 电芯和电池牢固地安装在振动台上。振动以正弦波形式，以7Hz增加至200Hz，然后在减少回到7Hz为一个循环，一个循环持续15分钟的对数前移传送。以振动的其中一个方向必须是垂直样品极性，对每个电芯从三个互相垂直的方向上循环12次，每个方向3个小时。

The logarithmic frequency sweep was as follows/对数扫频如下：

[X] For cells and small batteries: From 7 Hz a peak acceleration of 1 g was maintained until 18 Hz is reached. The amplitude was then maintained at 0.8 mm (1.6 mm total excursion) and the frequency increased until a peak acceleration of 8 g occurred (approximately 50 Hz). A peak acceleration of 8 g was then maintained until the frequency was increase to 200 Hz. 对于小电芯和小电池：7赫兹开始保持1gn的最大加速度直到频率为18赫兹，然后将振幅保持在0.8毫米（总偏移1.6毫米）并增加频率直到最大加速度达到8gn（频率约为50赫兹），将最大加速度保持在8gn直到频率增加到200赫兹。

[] For large batteries: From 7 Hz a peak acceleration of 1 g was maintained until 18 Hz is reached. The amplitude was then maintained at 0.8 mm (1.6 mm total excursion) and the frequency increased until a peak acceleration of 2 g occurred (approximately 25 Hz). A peak acceleration of 2 g was then maintained until the frequency was increase to 200 Hz. 对大电芯和大电池：7赫兹开始保持1gn的最大加速度直到频率为18赫兹，然后将振幅保持在0.8毫米（总偏移1.6毫米）并增加频率直到最大加速度达到2gn（频率约为25赫兹），将最大加速度保持在2gn直到频率增加到200赫兹。

Test Results/测试结果

Sample No. 样品编号	Sample Condition 样品状态	Weight Before Test(g) 测试前质量(克)	Weight After Test(g) 测试后质量(克)	Percentage of Weight Loss 质量损失%	Voltage Before Test(V) 测试前电压(伏)	Voltage After Test(V) 测试后电压(伏)	Percentage of residual Voltage 残余电压%	Results 结果
3385713-S1	(C)	4.556	4.557	0.000	4.277	4.276	99.977	(6), (7)
3385713-S2	(C)	4.562	4.563	0.000	4.277	4.276	99.977	(6), (7)
3385713-S3	(C)	4.570	4.571	0.000	4.276	4.275	99.977	(6), (7)
3385713-S4	(C)	4.570	4.571	0.000	4.270	4.266	99.906	(6), (7)
3385713-S5	(C)	4.548	4.548	0.000	4.278	4.277	99.977	(6), (7)
3385713-S6	(D)	4.585	4.586	0.000	4.276	4.275	99.977	(6), (7)
3385713-S7	(D)	4.570	4.572	0.000	4.279	4.278	99.977	(6), (7)
3385713-S8	(D)	4.621	4.623	0.000	4.277	4.276	99.977	(6), (7)
3385713-S9	(D)	4.588	4.588	0.000	4.276	4.275	99.977	(6), (7)
3385713-S10	(D)	4.576	4.577	0.000	4.275	4.274	99.977	(6), (7)

Results/结果:

- (1) Leakage/漏液.
- (2) Venting/排气.
- (3) Disassembly/解体.
- (4) Rupture/破裂.
- (5) Fire/着火.
- (6) No leakage, no venting, no disassembly, no rupture, no fire/无漏液，无排气，无解体，无破裂，无着火.
- (7) The open circuit voltage of each cell after testing was greater than 90%/开路电压不低于试验前开路电压的90%.

T.4 Shock 冲击

Test Method 测试方法

The samples were subjected to shock. The samples were weighed before and after the exposure. The cell/battery voltage was also determined before and after the test. The sample cell was secured to the testing machine by means of a rigid mount, which supports all mounting surfaces of the sample. Each sample was subjected to a half-sine shock as below: 样品将进行如下冲击测试。对样品在测试前后进行称重，并记录电压。以稳固的托架固定住每个电芯和电池样品的全部配件表面。每个样品将进行如下半正弦冲击测试：

For cells: Peak acceleration of 150 gn and pulse duration of 6 milliseconds. 小电芯：峰值为150gn，脉冲持续6毫秒。

For large cells: Peak acceleration of 50 gn and pulse duration of 11 milliseconds. 大电芯：峰值为50gn，脉冲持续11毫秒。

For small batteries: Peak acceleration of the smaller of the following, and pulse duration of 6 milliseconds: 小电池：取如下较小值为峰值，脉冲持续6毫秒。

- 150 gn.
- $\sqrt{(100850 / \text{mass of the battery in kg})}$

For large batteries: Peak acceleration of the smaller of the following, and pulse duration of 11 milliseconds: 大电池：取如下较小值为峰值，脉冲持续11毫秒。

- 50 gn.
- $\sqrt{(30000 / \text{mass of the battery in kg})}$

Each sample was subjected to three shocks in the positive direction followed by three shocks in the negative direction of three mutually perpendicular mounting positions of the cell for a total of 18 shocks. 每个测试样品须在三个互相垂直的电池安装方位的正方向经受三次冲击，接着在反方向经受三次冲击，总共经受18次冲击。

Test Results/测试结果

Sample No. 样品编号	Sample Condition 样品状态	Weight Before Test(g) 测试前质量(克)	Weight After Test(g) 测试后质量(克)	Percentage of Weight Loss 质量损失%	Voltage Before Test(V) 测试前电压(伏)	Voltage After Test(V) 测试后电压(伏)	Percentage of residual Voltage 残余电压%	Results 结果
3385713-S1	(C)	4.557	4.557	0.000	4.276	4.274	99.953	(6), (7)
3385713-S2	(C)	4.563	4.563	0.000	4.276	4.274	99.953	(6), (7)
3385713-S3	(C)	4.571	4.571	0.000	4.275	4.273	99.953	(6), (7)
3385713-S4	(C)	4.571	4.571	0.000	4.266	4.260	99.859	(6), (7)
3385713-S5	(C)	4.548	4.548	0.000	4.277	4.274	99.930	(6), (7)
3385713-S6	(D)	4.586	4.586	0.000	4.275	4.272	99.930	(6), (7)
3385713-S7	(D)	4.572	4.571	0.022	4.278	4.275	99.930	(6), (7)
3385713-S8	(D)	4.623	4.622	0.022	4.276	4.273	99.930	(6), (7)
3385713-S9	(D)	4.588	4.588	0.000	4.275	4.272	99.930	(6), (7)
3385713-S10	(D)	4.577	4.577	0.000	4.274	4.272	99.953	(6), (7)

Results/结果:

- (1) Leakage/漏液.
- (2) Venting/排气.
- (3) Disassembly/解体.
- (4) Rupture/破裂.
- (5) Fire/着火.
- (6) No leakage, no venting, no disassembly, no rupture, no fire/无漏液，无排气，无解体，无破裂，无着火.
- (7) The open circuit voltage of each cell after testing was greater than 90%/开路电压不低于试验前开路电压的90%.

T.5 External short circuit 外部短路					
Test Method 测试方法					
<p>The samples shall be heated for a period of time noted below, to reach a homogeneous stabilized temperature of 57 ± 4 °C, measured on the external case: 为使样品达到均匀稳定的初始温度: 57 ± 4 °C, 样品需在此环境下暴露一段时间。</p> <ul style="list-style-type: none"> • Small cells and small batteries: 6 hours. 小电芯和小电池至少暴露6小时。 • Large cells and large batteries: 12 hours. 大电芯和大电池至少暴露12小时。 • [X] <u>1</u> hours, assessed depended on the size and design of the sample. <u>1</u> 小时, 根据样品尺寸设计评估所得。 <p>The samples were then subjected to a short circuit condition with a total external resistance of less than 0.1 ohm, until: 然后将样品正负极用小于0.1欧姆的总电阻回路进行短路, 直到:</p> <ul style="list-style-type: none"> • Small cells, small batteries and large cells: 1 hour after the external case temperature of sample has returned to 57 ± 4 °C. 小电芯, 小电池和大电芯: 样品外表温度恢复到57 ± 4 °C之后保持短路状态1小时以上。 • Large batteries: After the external case temperature of sample has decreased by half of the maximum temperature increase observed during the test and remains below that value. 大电池: 样品表面温度下降所测最大温升的一半, 并保持低于该数值。 					
Test Results/测试结果					
Sample No. 样品编号	Sample Condition 样品状态	Voltage Before Test(V) 测试前电压 (伏)	External resistance (mohm) 总外部电阻 (毫欧)	Maximum Temperature, °C 最高温度 (°C)	Results 结果
3385713-S1	(C)	4.274	89	57.9	(4), (5)
3385713-S2	(C)	4.274	91	57.8	(4), (5)
3385713-S3	(C)	4.273	83	58.0	(4), (5)
3385713-S4	(C)	4.260	82	57.7	(4), (5)
3385713-S5	(C)	4.274	77	57.8	(4), (5)
3385713-S6	(D)	4.272	79	58.2	(4), (5)
3385713-S7	(D)	4.275	81	58.1	(4), (5)
3385713-S8	(D)	4.273	79	57.9	(4), (5)
3385713-S9	(D)	4.272	90	58.0	(4), (5)
3385713-S10	(D)	4.272	83	57.8	(4), (5)
<p>Results/结果:</p> <p>(1) Disassembly/解体.</p> <p>(2) Rupture/破裂.</p> <p>(3) Fire/着火.</p> <p>(4) No disassembly, no rupture, no fire within 6 hours after the test/测试后6小时内无解体, 无破裂, 无着火.</p> <p>(5) The maximum temperature did not exceed 170°C/最高温度不超过170摄氏度.</p>					

Samples Condition note for T1 to T5/试验T1至T5的样品状态备注:

(A) Fully discharged state/完全放电.

(B) Undischarged state/未放电.

(C) First cycle in fully charged state/第一个交替充电放电周期完全充电.

(D) After 25 cycles ending in fully charged state/第二十五个交替充电放电周期完全充电.

T.6 Impact / Crush 撞击 / 挤压

Test Method 测试方法

[] Impact (for cylindrical cells not less than 18 mm in diameter)/ 撞击 (适用于直径不小于18毫米的圆柱形电池)

A test sample was placed on a flat surface. A 15.8 mm \pm 0.1 mm diameter, at least 6 cm long, or the longest dimension of the cell, whichever is greater, Type 316 stainless steel bar was placed across the center of the sample. A 9.1 kg \pm 0.1 kg mass was dropped from a height of 61 \pm 2.5 cm at the intersection of the bar and sample in a controlled manner, using a near frictionless, vertical sliding track or channel with minimal drag on the falling mass. The vertical track or channel used to guide the falling mass was oriented 90 degrees from the horizontal supporting surface. 将试验样品放在一个平坦光滑的平面上。将一条316型不锈钢棒，其直径为15.8 mm \pm 0.1 mm，长度为至少6 cm，或电芯的最长边长度（两者中较大者），放置在样品中心。将一质量为9.1 kg \pm 0.1 kg的物体于61 \pm 2.5 cm的高度，无摩擦地从垂直滑轨落向样品。垂直滑轨与横向支承面互相垂直，保持90度。

The test sample was impacted with its longitudinal axis parallel to the flat surface and perpendicular to the longitudinal axis of a 15.8 mm \pm 0.1 mm diameter curved surface lying across the center of the test sample. Separate samples were used for each test. 接受撞击的试样，纵轴应与平坦的表面平行并与横放在试样中心的直径15.8 mm \pm 0.1 mm弯曲表面的纵轴垂直。每一个试样只经受一次撞击。

[X] Crush (for prismatic, pouch, coin/button cells and cylindrical cells less than 18 mm in diameter)/挤压 (适用于棱柱形、袋装、硬币/纽扣电池和直径小于18毫米的圆柱形电池)

A sample was crushed between two flat surfaces. The crushing was gradual with a speed of approximately 1.5 cm/s at the first point of contact. The crushing was continued until the first of the three options below has reached/将样品放在两个平面之间挤压。挤压力度逐渐加大，在第一个接触点上的速度大约为1.5厘米/秒。挤压持续进行，直到出现以下三种情况之一：

- The applied force reaches 13 kN \pm 0.78 kN/施加的力达到13 kN \pm 0.78 kN;
- The voltage of the cell drops by at least 100 mV; or/电池的电压下降至少100毫伏，或者
- The cell is deformed by 50% or more of its original thickness/电池变形达原始厚度的50%以上。

A prismatic or pouch cell was crushed by applying the force to the widest side. A button/coin cell was crushed by applying the force on its flat surfaces. For cylindrical cells, the crush force was applied perpendicular to the longitudinal axis/棱柱形或袋装电池应从最宽的一面施压。纽扣/硬币形电池应从其平坦表面施压。圆柱形应从与纵轴垂直的方向施压。

The test sample was observed for a further 6 hours. Separate samples that have not previously been subjected to other tests were used for each test/测试样品进一步观察6小时。未进行过其他测试的样品用于此测试。

Test Results/测试结果

Sample No. 样品编号	Sample Condition 样品状态	Voltage Before Test(V) 测试前电压 (伏)	Maximum Temperature, °C 最高温度 (°C)	Results 结果
3385714-S21	(C)	4.090	25.1	(3), (4)
3385714-S22	(C)	4.101	24.2	(3), (4)
3385714-S23	(C)	4.110	26.1	(3), (4)
3385714-S24	(C)	4.108	24.9	(3), (4)
3385714-S25	(C)	4.090	25.4	(3), (4)
3385714-S26	(D)	4.117	25.8	(3), (4)
3385714-S27	(D)	4.117	26.0	(3), (4)
3385714-S28	(D)	4.085	26.2	(3), (4)
3385714-S29	(D)	4.085	24.9	(3), (4)
3385714-S30	(D)	4.101	25.3	(3), (4)

Results/结果:

- (1) Disassembly/解体.
- (2) Fire/着火.
- (3) No disassembly, no fire within 6 hours after the test/测试后6小时内无解体, 无着火.
- (4) The maximum temperature did not exceed 170°C/最高温度不超过170摄氏度.

Samples Condition note/样品状态备注

- (A) Undischarged/未放电.
- (B) Fully discharged/完全放电.
- (C) First cycle in 50% charged state/第一个循环周期半满电.
- (D) 25 cycles ending at 50% charged state/第二十五个交替充电放电周期半满电.

T.7 Overcharge 过度充电

Test Method 测试方法

Batteries were subjected to a charge current of twice the manufacturer's recommended maximum continuous charge current. 2倍制造厂推荐的最大持续充电电流对样品充电。

The minimum voltage of the test was as follows/最小的测试电压由按如下决定：

- When the manufacturer's recommended charge voltage is not more than 18 V, the minimum voltage of the test was the lesser of 2 times the maximum charge voltage of the battery or 22 V. 如果厂家推荐的充电电压不超过18V，本测试的最小充电电压应是厂家标定最大充电电压的两倍或者是22V之中的较小者。
- When the manufacturer's recommended charge voltage is more than 18 V, the minimum voltage of the test was 1.2 times the maximum charge voltage. 如果厂家推荐的充电电压超过18V，本测试的最小充电电压应是厂家标定最大充电电压的1.2倍。

Tests were conducted at ambient temperature $20 \pm 5^\circ\text{C}$. The duration of the test was 24 hours. 测试在 $20 \pm 5^\circ\text{C}$ 的环境温度下进行，试验持续24小时。

Overcharge Current/过充电流	294*2=588mA
Overcharge Voltage/过充电压	4.4*2=8.8V

Test Results/测试结果

Sample No. 样品编号	Sample Condition 样品状态	Voltage Before Test, V 测试前电压 (伏)	Measured Overcharge Current, mA 测量的过充电流 (毫安)	Results 结果
3385713-S11	(A)	4.336	0	(3)
3385713-S12	(A)	4.336	0	(3)
3385713-S13	(A)	4.361	0	(3)
3385713-S14	(A)	4.363	0	(3)
3385713-S15	(B)	4.366	0	(3)
3385713-S16	(B)	4.360	0	(3)
3385713-S17	(B)	4.362	0	(3)
3385713-S18	(B)	4.333	0	(3)

Results/结果:

- (1) Disassembly/解体.
- (2) Fire/着火.
- (3) No disassembly, no fire within seven days after the test/测试后7天内无解体，无着火.



Samples Condition note/样品状态备注

- (A) First cycle in fully charged state/第一个交替充电放电周期完全充电.
- (B) After 25 cycles ending in fully discharged state/第二十五个交替充电放电周期完全充电.

T.8 Forced discharge 强制放电					
Test Method 测试方法					
<p>Each cell was forced discharged at ambient temperature by connecting it in series with a 12 V DC power supply at an initial current equal to the maximum discharge current specified by the manufacturer. 在常温环境下，将单个电芯连接在12V的直流电源上进行强制放电，此直流电源提供给每个电芯初始电流为制造厂指定的最大放电电流。</p> <p>The specified discharge current was obtained by connecting a resistive load of the appropriate size and rating in series with the test cell. Each cell was forced discharged for a time interval (in hours) equal to its rated capacity divided by the initial test current (in amperes). 指定的放电电流通过串联在测试电芯上的合适大小和功率的负载来获得，每个电芯的强制放电时间（小时）为额定容量除以初始电流（安培）。</p>					
Test Results/测试结果					
Sample No. 样品编号	Condition 样品状态	Initial Discharge Current, mA 初始放电电流 (毫安)	Voltage of Discharged Cell Before Test(V) 测试前电压（伏）	Voltage After Test(V) 测试后电压（伏）	Results 结果
3385714-S1	(B)	600	3.250	0	(3)
3385714-S2	(B)	603	3.251	0	(3)
3385714-S3	(B)	598	3.273	0	(3)
3385714-S4	(B)	606	3.273	0	(3)
3385714-S5	(B)	604	3.276	0	(3)
3385714-S6	(B)	601	3.276	0	(3)
3385714-S7	(B)	602	3.272	0	(3)
3385714-S8	(B)	599	3.271	0	(3)
3385714-S9	(B)	598	3.331	0	(3)
3385714-S10	(B)	604	3.331	0	(3)
3385714-S11	(C)	602	3.280	0	(3)
3385714-S12	(C)	601	3.280	0	(3)
3385714-S13	(C)	598	3.267	0	(3)
3385714-S14	(C)	605	3.268	0	(3)
3385714-S15	(C)	603	3.264	0	(3)
3385714-S16	(C)	606	3.265	0	(3)
3385714-S17	(C)	602	3.220	0	(3)
3385714-S18	(C)	597	3.234	0	(3)
3385714-S19	(C)	598	3.210	0	(3)
3385714-S20	(C)	601	3.233	0	(3)
<p>Results/结果:</p> <p>(1) Disassembly/解体.</p> <p>(2) Fire/着火.</p> <p>(3) No disassembly, no fire within seven days after the test/测试后七天内无解体、无着火.</p> <p>Samples Condition note /样品状态备注</p> <p>(A) Fully discharged state/完全放电.</p> <p>(B) First cycle in fully discharged state/第一个交替充电放电周期完全放电.</p> <p>(C) After 25 cycles ending in fully discharged state/第二十五个交替充电放电周期完全放电.</p>					


Test samples
测试样品照片

Rechargeable Lithium-ion Polymer Battery, model GG4YU, 3.85Vdc, 294mAh, 1.132Wh
锂离子电池组, 型号GG4YU, 3.85Vdc, 294mAh, 1.132Wh



Test samples
测试样品照片

Inner Rechargeable Lithium-ion Polymer cell, Model SP452324SF, 3.85V, 297mAh, 1.14Wh,
Manufactured by TIANJIN LISHEN BATTERY JOINT-STOCK CO LTD.
内部锂离子电芯, 型号 SP452324SF, 3.85V, 297mAh, 1.14Wh, 由天津力神电池股份有限公司制造



Battery Label
电池标签



注意事项 Important

1. 未经本试验室书面同意，不得复制或部分地复制本报告。
Nobody is allowed to photocopy or partly photocopy this test report without written permission of UL.
2. 本报告无批准人、审核人及检测人签名无效。
The test report is invalid without the signatures of Approver, Reviewer and Tester.
3. 本报告涂改无效。
The test report is invalid if altered.
4. 对检验报告若有异议，应于收到报告之日起十五天内向检验单位提出。
Objections to the test report must be submitted to UL within 15 days.
5. 本报告中以点号代替小数点。
Throughout this report a point is used as the decimal separator.
6. 本报告仅对送检样品负责。
The test report is valid for the tested samples only.
7. 本报告并未授权许可申请单位使用UL任何UL的名称、商标、标识等。
The test report does not grant applicant the use of UL name, trademark or label.
8. 任何情况下检测单位的赔偿责任都不会超过检测单位就本次检测所收取的检测费用。
UL's liability under no circumstance will exceed the testing fee received from applicant for test conducted hereof this testing report.
9. 检测数据和结果不具备社会证明性作用。
The test data and results do not have social proof function.

检测单位：苏州UL美华认证有限公司广州分公司

Testing Laboratory: UL-CCIC Company Limited Guangzhou Branch

地址：广东省广州市广州高新技术开发区科学城南云二路8号

Address: No.8, Nanyun 2nd Road, Science City, Guangzhou Hi-Tech Development Zone, Guangzhou, Guangdong, China

电话(Tel): +86-20-3213 1000

传真(FAX): +86-20-8348 6777

邮政编码(Post Code): 510670

Email: customerservice.cn@cn.ul.com

Web: www.ul.com