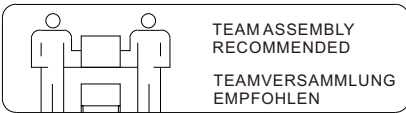



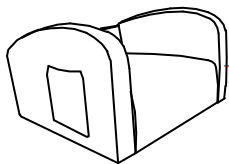
ASSEMBLY INSTRUCTION
BAUANLEITUNG

WF321413WAA




Rocking chair
Schaukelstuhl

PARTS LIST
LISTE DER EINZEL TEILE



A X 1pc

Seat
Sitz



B X 1pc

Backrest
Die lehne



C X 1pc

Back cushion
Rückenkissen



D X 1pc

Left leg
Das linke Bein



E X 1pc

Right leg
Dem rechten Bein

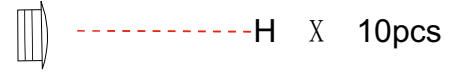


F X 3pcs

Batten
Holzstreifen



Non-slip Gasket
Rutschfeste Dichtung



Round plug
Rundstecker



Screws
Schrauben

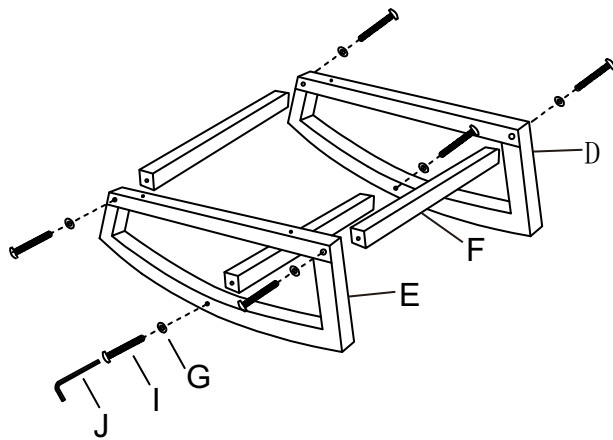
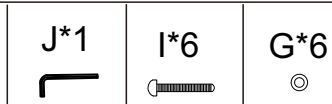


Allen Key
Inbusschlüssel



Leg Pad
Brauchst du auch ein kissen

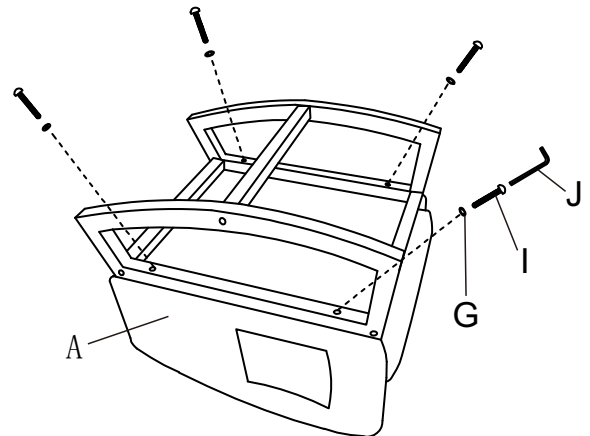
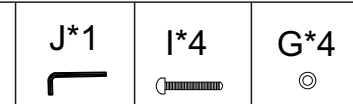
1



Wait until all four screws are tightened to around 30%, then tighten them one by one to 100%

Warten Sie, bis alle vier Schrauben auf ca. 30% angezogen sind, dann ziehen Sie sie nacheinander bis 100%

2

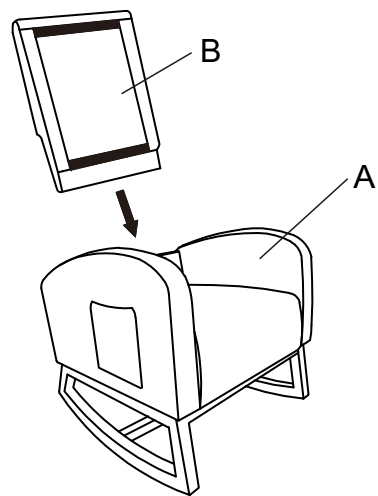
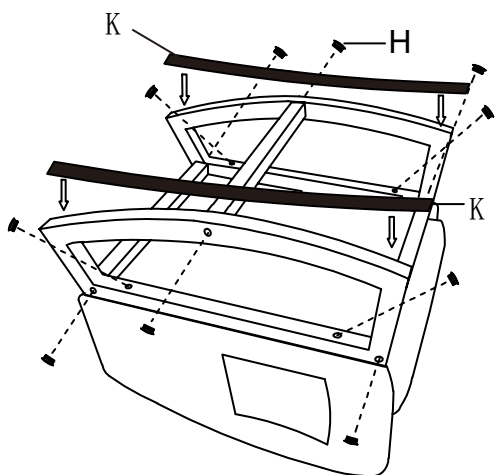


3

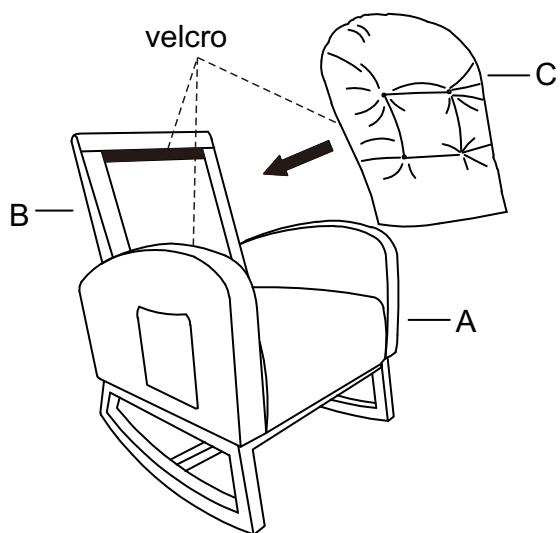
K*2

H*10


4



5



6



FINISHED
FERTIG